

# November 2021

Total Calls  
**372**

Fire/Other  
**32%**

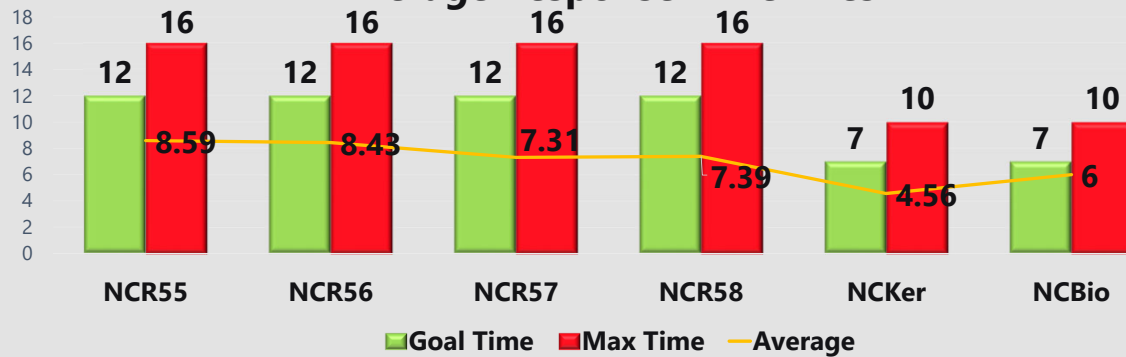
**41** Fire Call Types

**77** Other Types

EMS/Rescue  
**68%**

**254** EMS/Rescue Call Types

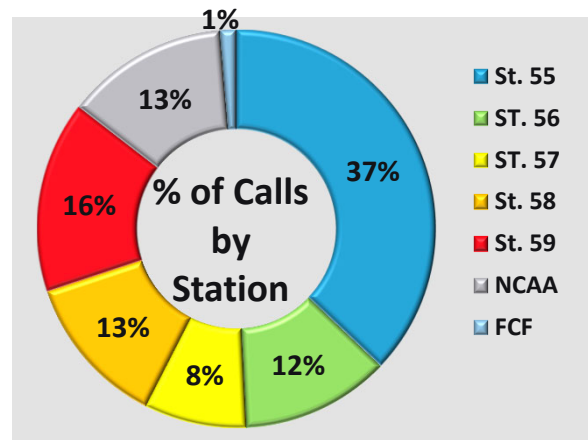
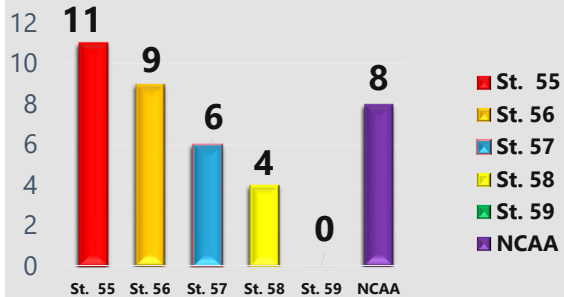
### Average Response Time Fires



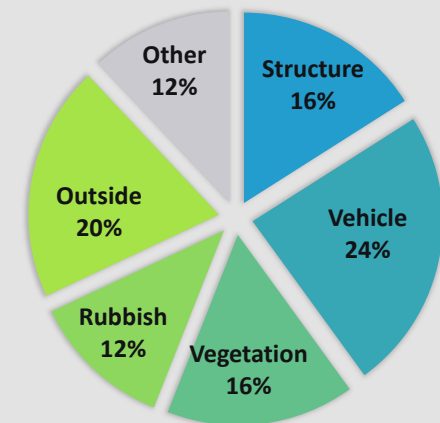
### TOTAL FIRE LOSS

**\$72,207.00**

### Overlapping call % by Station (Q2)



### FIRES BY TYPE



# North Central Fire Protection District

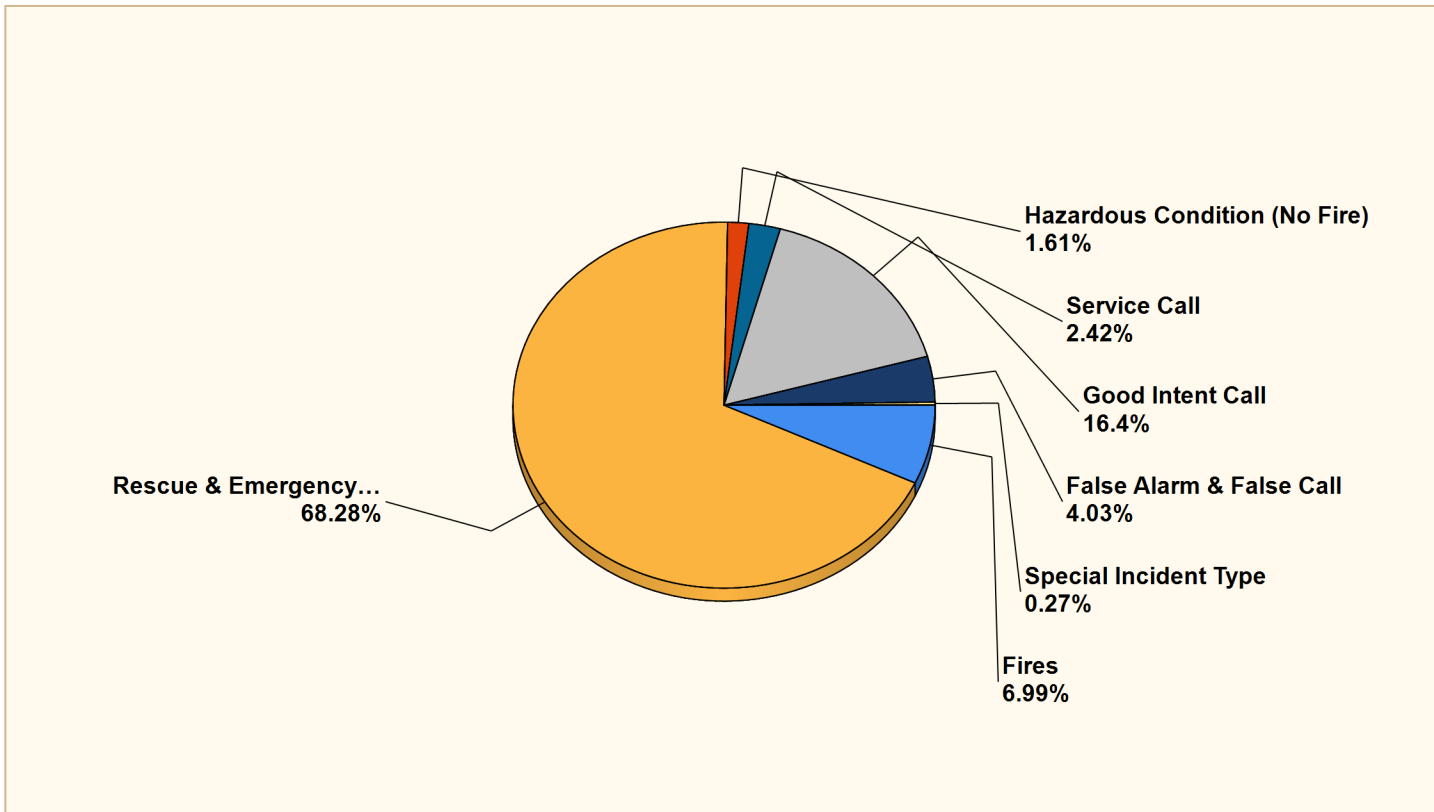
Kerman, CA

This report was generated on 12/2/2021 2:24:45 PM



## Breakdown by Major Incident Types for Date Range

Zone(s): All Zones | Start Date: 11/01/2021 | End Date: 11/30/2021



MAJOR INCIDENT TYPE	# INCIDENTS	% of TOTAL
Fires	26	6.99%
Rescue & Emergency Medical Service	254	68.28%
Hazardous Condition (No Fire)	6	1.61%
Service Call	9	2.42%
Good Intent Call	61	16.4%
False Alarm & False Call	15	4.03%
Special Incident Type	1	0.27%
<b>TOTAL</b>	<b>372</b>	<b>100%</b>

Only REVIEWED and/or LOCKED IMPORTED incidents are included. Summary results for a major incident type are not displayed if the count is zero.



### Detailed Breakdown by Incident Type

INCIDENT TYPE	# INCIDENTS	% of TOTAL
100 - Fire, other	3	0.81%
111 - Building fire	4	1.08%
113 - Cooking fire, confined to container	1	0.27%
118 - Trash or rubbish fire, contained	2	0.54%
131 - Passenger vehicle fire	5	1.34%
132 - Road freight or transport vehicle fire	1	0.27%
140 - Natural vegetation fire, other	4	1.08%
151 - Outside rubbish, trash or waste fire	1	0.27%
160 - Special outside fire, other	5	1.34%
311 - Medical assist, assist EMS crew	71	19.09%
320 - Emergency medical service, other	11	2.96%
321 - EMS call, excluding vehicle accident with injury	147	39.52%
322 - Motor vehicle accident with injuries	20	5.38%
323 - Motor vehicle/pedestrian accident (MV Ped)	1	0.27%
324 - Motor vehicle accident with no injuries.	3	0.81%
352 - Extrication of victim(s) from vehicle	1	0.27%
412 - Gas leak (natural gas or LPG)	2	0.54%
424 - Carbon monoxide incident	1	0.27%
440 - Electrical wiring/equipment problem, other	1	0.27%
444 - Power line down	2	0.54%
500 - Service Call, other	1	0.27%
511 - Lock-out	1	0.27%
520 - Water problem, other	1	0.27%
531 - Smoke or odor removal	2	0.54%
550 - Public service assistance, other	1	0.27%
553 - Public service	1	0.27%
561 - Unauthorized burning	2	0.54%
600 - Good intent call, other	3	0.81%
611 - Dispatched & cancelled en route	42	11.29%
622 - No incident found on arrival at dispatch address	6	1.61%
631 - Authorized controlled burning	2	0.54%
641 - Vicinity alarm (incident in other location)	2	0.54%
651 - Smoke scare, odor of smoke	5	1.34%
652 - Steam, vapor, fog or dust thought to be smoke	1	0.27%
700 - False alarm or false call, other	3	0.81%
711 - Municipal alarm system, malicious false alarm	1	0.27%
730 - System malfunction, other	2	0.54%
731 - Sprinkler activation due to malfunction	1	0.27%
733 - Smoke detector activation due to malfunction	1	0.27%
735 - Alarm system sounded due to malfunction	1	0.27%
740 - Unintentional transmission of alarm, other	1	0.27%
743 - Smoke detector activation, no fire - unintentional	3	0.81%
745 - Alarm system activation, no fire - unintentional	2	0.54%
911 - Citizen complaint	1	0.27%
<b>TOTAL INCIDENTS:</b>	<b>372</b>	<b>100%</b>

Only REVIEWED and/or LOCKED IMPORTED incidents are included. Summary results for a major incident type are not displayed if the count is zero.



# North Central Fire Protection District

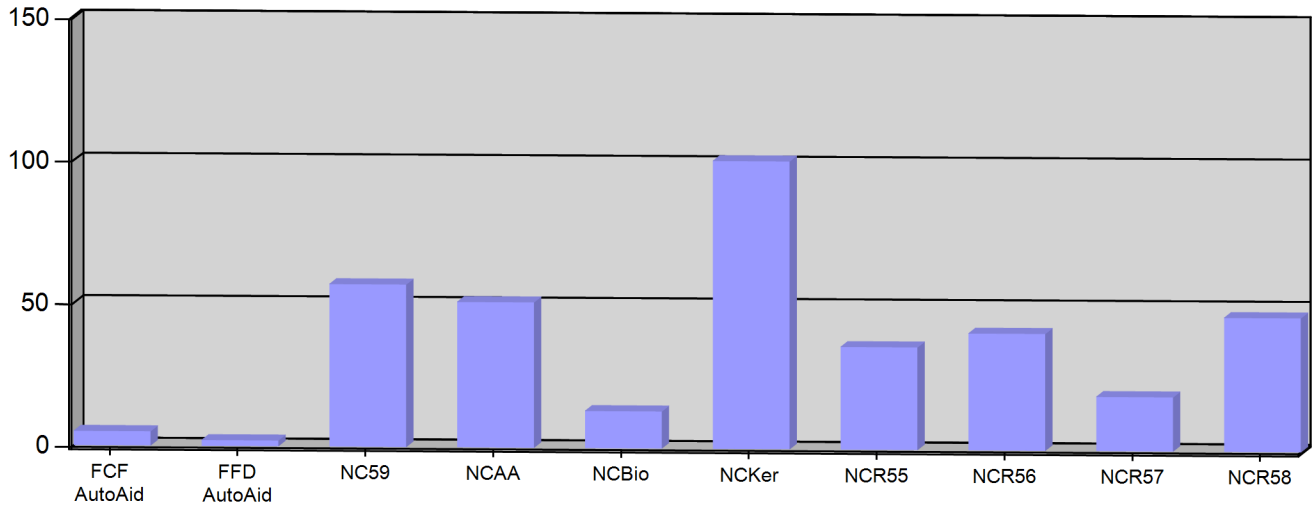
Kerman, CA

This report was generated on 12/2/2021 3:29:46 PM



## Incident Count per Zone for Date Range

Start Date: 11/01/2021 | End Date: 11/30/2021



ZONE	# INCIDENTS
FCF AutoAid - Fresno County AutoAid	5
FFD AutoAid - Fresno City Auto/Mutal Aid	2
NC59 - North Central Metro Service Area	57
NCAA - North Central Auto Aide Area	51
NCBio - North Central Biola	13
NCKer - North Central Kerman	101
NCR55 - North Central Rural, Station 55 Service Area	36
NCR56 - North Central Rural, Station 56 Service Area	41
NCR57 - North Central Rural, Station 57 Service Area	19
NCR58 - North Central Rural, Station 58 Service Area	47
<b>TOTAL:</b>	<b>372</b>

Zone information is defined on the Basic Info 3 screen of an incident. Only REVIEWED incidents included. Archived Zones cannot be unarchived.



emergencyreporting.com

Doc Id: 270

Page # 1 of 1

# North Central Fire Protection District

Kerman, CA

This report was generated on 12/2/2021 1:55:51 PM



## Count of Incidents by Incident Type for Incident Status for Date Range

Incident Status(s): All Incident Statuses | Sort By: IncidentType | Start Date: 11/01/2021 | End Date: 11/30/2021

INCIDENT TYPE	# INCIDENTS
100 - Fire, other	3
111 - Building fire	4
113 - Cooking fire, confined to container	1
118 - Trash or rubbish fire, contained	2
131 - Passenger vehicle fire	5
132 - Road freight or transport vehicle fire	1
140 - Natural vegetation fire, other	4
151 - Outside rubbish, trash or waste fire	1
160 - Special outside fire, other	5
311 - Medical assist, assist EMS crew	71
320 - Emergency medical service, other	11
321 - EMS call, excluding vehicle accident with injury	148
322 - Motor vehicle accident with injuries	21
323 - Motor vehicle/pedestrian accident (MV Ped)	1
324 - Motor vehicle accident with no injuries.	3
352 - Extrication of victim(s) from vehicle	1
412 - Gas leak (natural gas or LPG)	2
424 - Carbon monoxide incident	1
440 - Electrical wiring/equipment problem, other	1
444 - Power line down	2
500 - Service Call, other	1
511 - Lock-out	1
520 - Water problem, other	1
531 - Smoke or odor removal	2
550 - Public service assistance, other	1
553 - Public service	1
561 - Unauthorized burning	2
600 - Good intent call, other	3
611 - Dispatched & cancelled en route	42
622 - No incident found on arrival at dispatch address	6
631 - Authorized controlled burning	2
641 - Vicinity alarm (incident in other location)	2
651 - Smoke scare, odor of smoke	5
652 - Steam, vapor, fog or dust thought to be smoke	1
700 - False alarm or false call, other	3
711 - Municipal alarm system, malicious false alarm	1
730 - System malfunction, other	2
731 - Sprinkler activation due to malfunction	1

This report displays Incidents by Incident type for the selected Incident Status (es) and chosen date range. Nemsis 2 & 3 Incidents Included.



emergencyreporting.com

Doc Id: 1673

Page # 1 of 2

733 - Smoke detector activation due to malfunction	1
735 - Alarm system sounded due to malfunction	1
740 - Unintentional transmission of alarm, other	1
743 - Smoke detector activation, no fire - unintentional	3
745 - Alarm system activation, no fire - unintentional	2
911 - Citizen complaint	1
<b>Total Incidents</b>	<b>374</b>

This report displays Incidents by Incident type for the selected Incident Status (es) and chosen date range. Nemsis 2 & 3 Incidents Included.



# North Central Fire Protection District

Kerman, CA

This report was generated on 12/2/2021 3:33:12 PM



## Incident Count per Apparatus per Zone for Date Range

Start Date: 11/01/2021 | End Date: 11/30/2021

ZONE	# INCIDENTS
<b>APPARATUS: BC02</b>	
FFD AutoAid - Fresno City Auto/Mutal Aid	1
NCAA - North Central Auto Aide Area	1
<b>APPARATUS: BC03</b>	
FFD AutoAid - Fresno City Auto/Mutal Aid	1
NC59 - North Central Metro Service Area	1
<b>APPARATUS: BC55</b>	
NCAA - North Central Auto Aide Area	1
NCKer - North Central Kerman	2
NCR55 - North Central Rural, Station 55 Service Area	2
NCR56 - North Central Rural, Station 56 Service Area	1
NCR57 - North Central Rural, Station 57 Service Area	1
NCR58 - North Central Rural, Station 58 Service Area	1
<b>APPARATUS: E02</b>	
NC59 - North Central Metro Service Area	19
<b>APPARATUS: E03</b>	
FFD AutoAid - Fresno City Auto/Mutal Aid	1
<b>APPARATUS: E05</b>	
FFD AutoAid - Fresno City Auto/Mutal Aid	1
<b>APPARATUS: E09</b>	
FFD AutoAid - Fresno City Auto/Mutal Aid	1
NC59 - North Central Metro Service Area	1
NCAA - North Central Auto Aide Area	3
<b>APPARATUS: E11</b>	
FFD AutoAid - Fresno City Auto/Mutal Aid	1
NC59 - North Central Metro Service Area	13
<b>APPARATUS: E12</b>	
NC59 - North Central Metro Service Area	7

Only REVIEWED included.



ZONE	# INCIDENTS
<b>APPARATUS: E13</b>	
NC59 - North Central Metro Service Area	1
<b>APPARATUS: E16</b>	
NCAA - North Central Auto Aide Area	13
NCR58 - North Central Rural, Station 58 Service Area	2
<b>APPARATUS: E18</b>	
NCAA - North Central Auto Aide Area	3
NCR58 - North Central Rural, Station 58 Service Area	1
<b>APPARATUS: E19</b>	
FCF AutoAid - Fresno County AutoAid	1
FFD AutoAid - Fresno City Auto/Mutal Aid	1
NCAA - North Central Auto Aide Area	26
NCR58 - North Central Rural, Station 58 Service Area	2
<b>APPARATUS: E20</b>	
FFD AutoAid - Fresno City Auto/Mutal Aid	1
NC59 - North Central Metro Service Area	19
<b>APPARATUS: E55</b>	
NCKer - North Central Kerman	87
NCR55 - North Central Rural, Station 55 Service Area	33
NCR56 - North Central Rural, Station 56 Service Area	1
NCR57 - North Central Rural, Station 57 Service Area	3
<b>APPARATUS: E56</b>	
FCF AutoAid - Fresno County AutoAid	4
NCAA - North Central Auto Aide Area	7
NCKer - North Central Kerman	4
NCR55 - North Central Rural, Station 55 Service Area	2
NCR56 - North Central Rural, Station 56 Service Area	36
NCR58 - North Central Rural, Station 58 Service Area	8
<b>APPARATUS: E57</b>	
NCAA - North Central Auto Aide Area	1
NCBio - North Central Biola	10
NCKer - North Central Kerman	7
NCR55 - North Central Rural, Station 55 Service Area	3
NCR57 - North Central Rural, Station 57 Service Area	17
NCR58 - North Central Rural, Station 58 Service Area	1

Only REVIEWED included.





<b>ZONE</b>	<b># INCIDENTS</b>
<b>APPARATUS: E58</b>	
FFD AutoAid - Fresno City Auto/Mutal Aid	1
NCAA - North Central Auto Aide Area	6
NCBio - North Central Biola	3
NCKer - North Central Kerman	1
NCR55 - North Central Rural, Station 55 Service Area	3
NCR56 - North Central Rural, Station 56 Service Area	5
NCR58 - North Central Rural, Station 58 Service Area	38
<b>APPARATUS: E89</b>	
NCR56 - North Central Rural, Station 56 Service Area	1
<b>APPARATUS: E95</b>	
NCR56 - North Central Rural, Station 56 Service Area	1
<b>APPARATUS: FM55</b>	
FFD AutoAid - Fresno City Auto/Mutal Aid	1
NCKer - North Central Kerman	1
<b>APPARATUS: P55</b>	
NCKer - North Central Kerman	11
NCR55 - North Central Rural, Station 55 Service Area	3
<b>APPARATUS: T14</b>	
NC59 - North Central Metro Service Area	1
<b>APPARATUS: T55</b>	
NCR56 - North Central Rural, Station 56 Service Area	1
<b>APPARATUS: WT55</b>	
FCF AutoAid - Fresno County AutoAid	1
NCR55 - North Central Rural, Station 55 Service Area	1
<b>APPARATUS: WT56</b>	
NCAA - North Central Auto Aide Area	5
NCR56 - North Central Rural, Station 56 Service Area	1
NCR58 - North Central Rural, Station 58 Service Area	2
<b>APPARATUS: WT57</b>	
NCAA - North Central Auto Aide Area	1
NCR55 - North Central Rural, Station 55 Service Area	1
NCR57 - North Central Rural, Station 57 Service Area	1
<b>Total for All Apparatus :</b>	<b>443</b>

Only REVIEWED included.



# North Central Fire Protection District

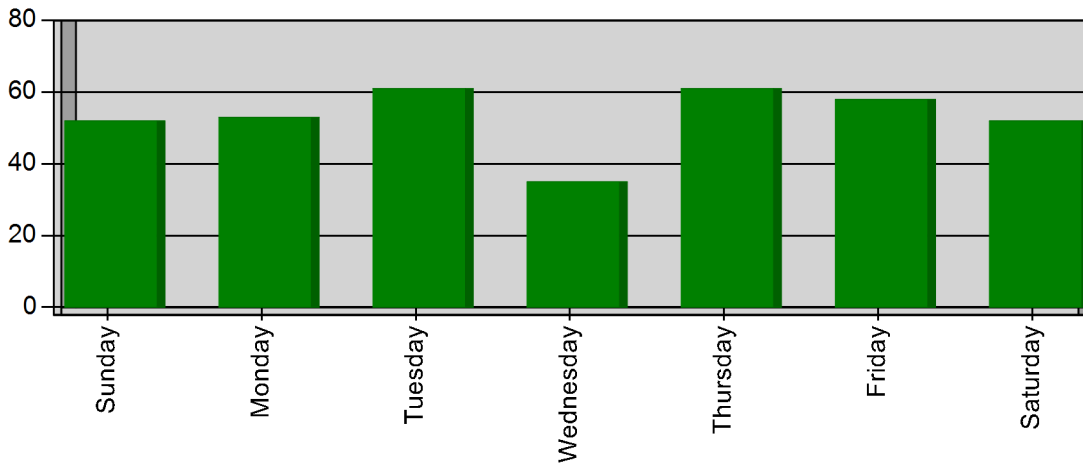
Kerman, CA

This report was generated on 12/2/2021 3:35:33 PM



## Incidents by Day of the Week for Date Range

Start Date: 11/01/2021 | End Date: 11/30/2021



DAY OF THE WEEK	# INCIDENTS
Sunday	52
Monday	53
Tuesday	61
Wednesday	35
Thursday	61
Friday	58
Saturday	52
<b>TOTAL</b>	<b>372</b>

Only REVIEWED incidents included



# North Central Fire Protection District

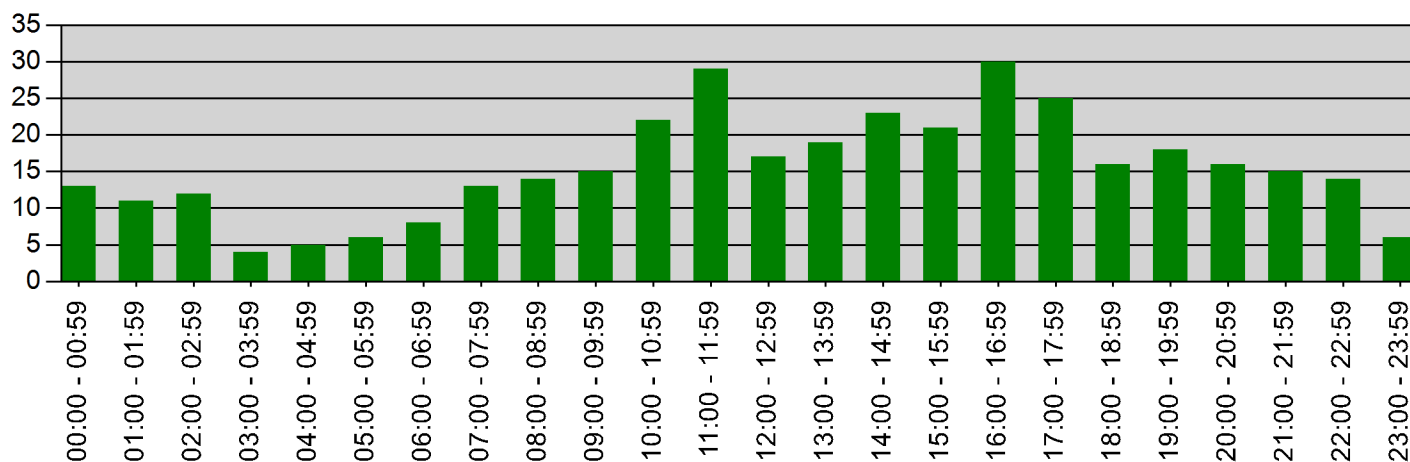
Kerman, CA

This report was generated on 12/2/2021 3:36:28 PM



## Incidents by Hour for Date Range

Start Date: 11/01/2021 | End Date: 11/30/2021



HOUR	# of CALLS
00:00 - 00:59	13
01:00 - 01:59	11
02:00 - 02:59	12
03:00 - 03:59	4
04:00 - 04:59	5
05:00 - 05:59	6
06:00 - 06:59	8
07:00 - 07:59	13
08:00 - 08:59	14
09:00 - 09:59	15
10:00 - 10:59	22
11:00 - 11:59	29
12:00 - 12:59	17
13:00 - 13:59	19
14:00 - 14:59	23
15:00 - 15:59	21
16:00 - 16:59	30
17:00 - 17:59	25
18:00 - 18:59	16
19:00 - 19:59	18
20:00 - 20:59	16
21:00 - 21:59	15
22:00 - 22:59	14
23:00 - 23:59	6

Only REVIEWED incidents included



# North Central Fire Protection District

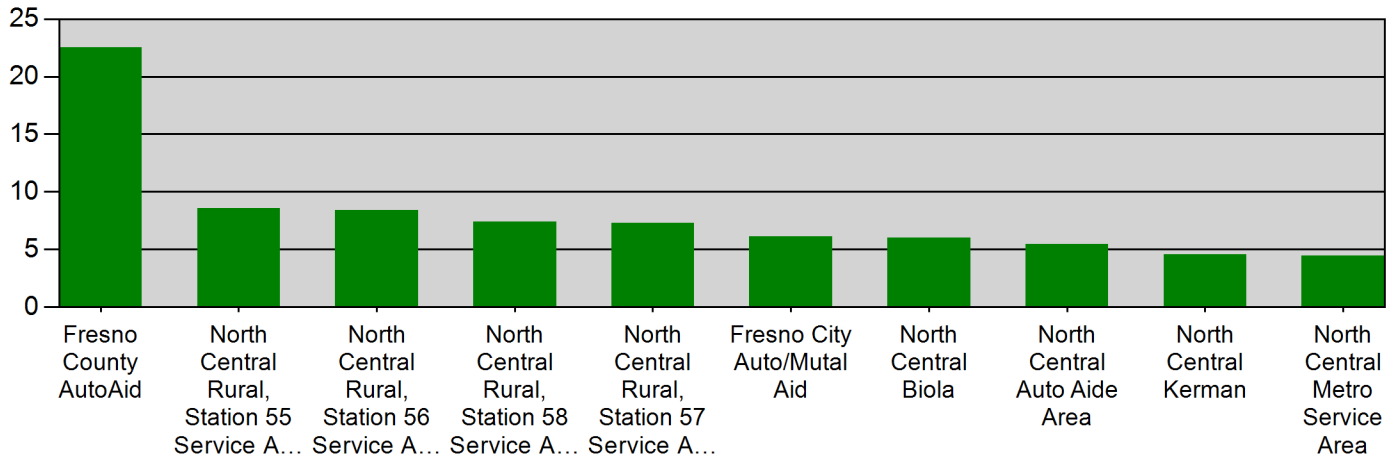
Kerman, CA

This report was generated on 12/2/2021 3:38:16 PM



## Average Response Time per Zone for Date Range

Start Date: 11/01/2021 | End Date: 11/30/2021



Zone	AVERAGE RESPONSE TIME in minutes (Dispatch to Arrived)
FCF AutoAid - Fresno County AutoAid	22:54
NCR55 - North Central Rural, Station 55 Service Area	8:59
NCR56 - North Central Rural, Station 56 Service Area	8:43
NCR58 - North Central Rural, Station 58 Service Area	7:39
NCR57 - North Central Rural, Station 57 Service Area	7:31
FFD AutoAid - Fresno City Auto/Mutal Aid	6:15
NCBio - North Central Biola	6:00
NCAA - North Central Auto Aide Area	5:45
NCKer - North Central Kerman	4:56
NC59 - North Central Metro Service Area	4:45

Only REVIEWED incidents included



# North Central Fire Protection District

Kerman, CA

This report was generated on 12/2/2021 3:39:38 PM



## Count of Overlapping Incidents for Date Range

Start Date: 11/01/2021 | End Date: 11/30/2021

# OVERLAPPING	% OVERLAPPING	TOTAL
105	28.23	372

OVERLAPPING INCIDENT DETAILS					
ALARM	CLEAR/CANCEL	INCIDENT #	INCIDENT TYPE	STATION	ZONE
<b>11/1/2021</b>					
11/1/2021 7:25:04 AM	11/1/2021 7:56:23 AM	2021-3541	321	NCR56	North Central Rural, Station 56 Service Area
11/1/2021 7:53:52 AM	11/1/2021 7:59:27 AM	2021-3542	611	NCR55	North Central Rural, Station 55 Service Area
<b>11/2/2021</b>					
11/2/2021 11:43:21 AM	11/2/2021 11:56:25 AM	2021-3552	321	NCR55	North Central Rural, Station 55 Service Area
11/2/2021 11:53:32 AM	11/2/2021 12:06:26 PM	2021-3553	321	NCR55	North Central Rural, Station 55 Service Area
11/2/2021 2:15:01 PM	11/2/2021 2:31:44 PM	2021-3556	743	NCR55	North Central Rural, Station 55 Service Area
11/2/2021 2:27:29 PM	11/2/2021 2:49:53 PM	2021-3557	321	NCKer	North Central Kerman
<b>11/3/2021</b>					
11/3/2021 10:44:40 AM	11/3/2021 11:21:04 AM	2021-3564	352	NCR55	North Central Rural, Station 55 Service Area
11/3/2021 11:04:41 AM	11/3/2021 11:18:02 AM	2021-3563	611	NCR56	North Central Rural, Station 56 Service Area
11/3/2021 1:37:44 PM	11/3/2021 1:48:43 PM	2021-3566	321	NC59	North Central Metro Service Area
11/3/2021 1:39:15 PM	11/3/2021 2:04:01 PM	2021-3567	311	NCKer	North Central Kerman
<b>11/4/2021</b>					
11/4/2021 2:53:35 AM	11/4/2021 3:02:26 AM	2021-3574	730	NC59	North Central Metro Service Area
11/4/2021 2:56:57 AM	11/4/2021 3:07:36 AM	2021-3575	611	NCR58	North Central Rural, Station 58 Service Area
11/4/2021 10:23:48 AM	11/4/2021 10:42:06 AM	2021-3579	911	NCR56	North Central Rural, Station 56 Service Area
11/4/2021 10:39:37 AM	11/4/2021 10:48:55 AM	2021-3580	321	North Central Automatic Aid	North Central Auto Aide Area
11/4/2021 1:53:26 PM	11/4/2021 2:12:46 PM	2021-3581	321	NCR58	North Central Rural, Station 58 Service Area
11/4/2021 1:55:55 PM	11/4/2021 2:40:53 PM	2021-3582	322	NCBio	North Central Rural, Station 57 Service Area
11/4/2021 4:01:49 PM	11/4/2021 4:16:44 PM	2021-3583	311	NCKer	North Central Kerman
11/4/2021 4:12:20 PM	11/4/2021 4:20:47 PM	2021-3584	311	NCKer	North Central Kerman
<b>11/5/2021</b>					
11/5/2021 9:37:19 AM	11/5/2021 9:52:50 AM	2021-3590	321	NCBio	North Central Biola
11/5/2021 9:44:41 AM	11/5/2021 11:01:05 AM	2021-3592	160	NCKer	North Central Kerman
11/5/2021 10:29:10 AM	11/5/2021 10:38:05 AM	2021-3591	311	NCKer	North Central Kerman

Percentage of incidents overlapping from total incidents in month, year. Compared incident time range as either Alarm to Cancel or Alarm to Clear for incidents that have either Cancel or Clear time recorded. Reviewed calls only. Group by date. Displays date, incident number, incident type (numeric only), zone, and station.



**OVERLAPPING INCIDENT DETAILS**

ALARM	CLEAR/CANCEL	INCIDENT #	INCIDENT TYPE	STATION	ZONE
<b>11/6/2021</b>					
11/6/2021 3:51:04 PM	11/6/2021 4:16:52 PM	2021-3608	733	NCKer	North Central Kerman
11/6/2021 3:52:17 PM	11/6/2021 4:07:00 PM	2021-3607	321	North Central Automatic Aid	North Central Auto Aide Area
<b>11/7/2021</b>					
11/7/2021 7:23:57 AM	11/7/2021 8:07:59 AM	2021-3617	321	NCR55	North Central Rural, Station 55 Service Area
11/7/2021 7:54:24 AM	11/7/2021 8:08:18 AM	2021-3618	321	North Central Automatic Aid	North Central Auto Aide Area
<b>11/8/2021</b>					
11/8/2021 8:57:27 AM	11/8/2021 9:00:19 AM	2021-3624	311	North Central Automatic Aid	North Central Rural, Station 58 Service Area
11/8/2021 8:59:48 AM	11/8/2021 9:37:24 AM	2021-3625	322	NCR56	North Central Rural, Station 56 Service Area
11/8/2021 2:14:11 PM	11/8/2021 2:32:21 PM	2021-3628	321	North Central Automatic Aid	North Central Auto Aide Area
11/8/2021 2:27:55 PM	11/8/2021 2:55:37 PM	2021-3629	321	Fresno County Auto Aid	Fresno County AutoAid
11/8/2021 2:44:16 PM	11/8/2021 2:55:50 PM	2021-3630	311	NCKer	North Central Kerman
<b>11/9/2021</b>					
11/9/2021 10:22:20 AM	11/9/2021 10:35:37 AM	2021-3634	321	NCR58	North Central Rural, Station 58 Service Area
11/9/2021 10:24:43 AM	11/9/2021 12:05:36 PM	2021-3637	140	NCR58	North Central Rural, Station 58 Service Area
11/9/2021 11:13:02 AM	11/9/2021 11:47:38 AM	2021-3635	321	NCR56	North Central Rural, Station 56 Service Area
11/9/2021 11:37:50 AM	11/9/2021 11:49:14 AM	2021-3636	311	NCKer	North Central Kerman
11/9/2021 12:18:13 PM	11/9/2021 12:37:24 PM	2021-3638	100	NCR58	North Central Rural, Station 58 Service Area
11/9/2021 12:29:24 PM	11/9/2021 1:19:09 PM	2021-3639	311	NC59	North Central Metro Service Area
11/9/2021 5:50:55 PM	11/9/2021 6:04:59 PM	2021-3643	311	NCBio	North Central Biola
11/9/2021 6:04:01 PM	11/9/2021 6:17:25 PM	2021-3644	324	North Central Automatic Aid	North Central Auto Aide Area
<b>11/11/2021</b>					
11/11/2021 12:47:33 AM	11/11/2021 1:02:59 AM	2021-3659	311	NCR55	North Central Rural, Station 55 Service Area
11/11/2021 12:49:18 AM	11/11/2021 2:37:27 AM	2021-3660	111	NC59	Fresno City Auto/Mutal Aid
11/11/2021 1:55:23 PM	11/11/2021 2:06:42 PM	2021-3664	311	NCR58	North Central Rural, Station 58 Service Area
11/11/2021 1:59:25 PM	11/11/2021 2:08:35 PM	2021-3665	561	NC59	North Central Metro Service Area
<b>11/12/2021</b>					
11/12/2021 8:07:21 AM	11/12/2021 8:23:19 AM	2021-3671	321	NCR55	North Central Rural, Station 55 Service Area
11/12/2021 8:16:21 AM	11/12/2021 8:24:03 AM	2021-3670	611	NCKer	North Central Kerman
11/12/2021 9:31:00 AM	11/12/2021 9:55:20 AM	2021-3672	321	NCR55	North Central Rural, Station 55 Service Area
11/12/2021 9:41:35 AM	11/12/2021 10:03:14 AM	2021-3673	311	NCKer	North Central Kerman
<b>11/13/2021</b>					
11/13/2021 6:30:29 PM	11/13/2021 6:51:36 PM	2021-3685	321	NCKer	North Central Kerman

Percentage of incidents overlapping from total incidents in month,year. Compared incident time range as either Alarm to Cancel or Alarm to Clear for incidents that have either Cancel or Clear time recorded. Reviewed calls only. Group by date. Displays date, incident number, incident type (numeric only), zone, and station.

**OVERLAPPING INCIDENT DETAILS**

ALARM	CLEAR/CANCEL	INCIDENT #	INCIDENT TYPE	STATION	ZONE
11/13/2021 6:36:10 PM	11/13/2021 6:53:20 PM	2021-3684	321	NC59	North Central Metro Service Area
<b>11/15/2021</b>					
11/15/2021 12:01:33 AM	11/15/2021 1:08:12 AM	2021-3700	444	NCR56	North Central Rural, Station 56 Service Area
11/15/2021 12:46:13 AM	11/15/2021 1:18:28 AM	2021-3701	311	NCR58	North Central Rural, Station 58 Service Area
11/15/2021 11:42:26 AM	11/15/2021 11:55:54 AM	2021-3705	321	NCR56	North Central Rural, Station 56 Service Area
11/15/2021 11:45:07 AM	11/15/2021 11:49:48 AM	2021-3704	322	NC59	North Central Metro Service Area
11/15/2021 4:24:35 PM	11/15/2021 4:59:55 PM	2021-3707	100	NCBio	North Central Rural, Station 57 Service Area
11/15/2021 4:48:28 PM	11/15/2021 5:08:37 PM	2021-3708	311	NCKer	North Central Kerman
11/15/2021 7:03:32 PM	11/15/2021 7:38:17 PM	2021-3712	321	NCR58	North Central Rural, Station 58 Service Area
11/15/2021 7:05:10 PM	11/15/2021 7:14:46 PM	2021-3711	321	North Central Automatic Aid	North Central Auto Aide Area
<b>11/16/2021</b>					
11/16/2021 7:41:32 PM	11/16/2021 7:57:27 PM	2021-3724	311	NCKer	North Central Kerman
11/16/2021 7:54:42 PM	11/16/2021 8:14:58 PM	2021-3725	322	NCKer	North Central Rural, Station 57 Service Area
<b>11/18/2021</b>					
11/18/2021 8:22:38 PM	11/18/2021 8:40:25 PM	2021-3748	160	NCBio	North Central Rural, Station 57 Service Area
11/18/2021 8:26:23 PM	11/18/2021 8:27:23 PM	2021-3747	611	NC59	North Central Metro Service Area
11/18/2021 9:32:32 PM	11/18/2021 9:44:33 PM	2021-3750	321	NCKer	North Central Kerman
11/18/2021 9:38:44 PM	11/18/2021 9:49:24 PM	2021-3751	311	NC59	North Central Metro Service Area
<b>11/19/2021</b>					
11/19/2021 11:46:33 AM	11/19/2021 11:53:43 AM	2021-3757	321	NCKer	North Central Kerman
11/19/2021 11:47:45 AM	11/19/2021 11:55:55 AM	2021-3758	321	NC59	North Central Metro Service Area
11/19/2021 9:29:36 PM	11/19/2021 9:43:28 PM	2021-3763	321	North Central Automatic Aid	North Central Auto Aide Area
11/19/2021 9:43:15 PM	11/19/2021 9:54:57 PM	2021-3764	160	North Central Automatic Aid	North Central Auto Aide Area
<b>11/20/2021</b>					
11/20/2021 3:00:40 PM	11/20/2021 3:10:48 PM	2021-3771	320	NCKer	North Central Kerman
11/20/2021 3:07:11 PM	11/20/2021 4:44:08 PM	2021-3772	311	NCR58	North Central Rural, Station 58 Service Area
<b>11/21/2021</b>					
11/21/2021 11:18:26 AM	11/21/2021 11:34:58 AM	2021-3783	151	NCR58	North Central Rural, Station 58 Service Area
11/21/2021 11:33:35 AM	11/21/2021 11:46:01 AM	2021-3784	311	NCKer	North Central Kerman
11/21/2021 11:43:46 AM	11/21/2021 12:04:05 PM	2021-3785	311	NCR56	North Central Rural, Station 56 Service Area
<b>11/22/2021</b>					
11/22/2021 8:30:17 AM	11/22/2021 9:36:28 AM	2021-3797	322	NCR56	North Central Rural, Station 56 Service Area
11/22/2021 9:26:40 AM	11/22/2021 2:28:12 PM	2021-3801	111	Fresno County Auto Aid	Fresno County AutoAid

Percentage of incidents overlapping from total incidents in month,year. Compared incident time range as either Alarm to Cancel or Alarm to Clear for incidents that have either Cancel or Clear time recorded. Reviewed calls only. Group by date. Displays date, incident number, incident type (numeric only), zone, and station.

**OVERLAPPING INCIDENT DETAILS**

ALARM	CLEAR/CANCEL	INCIDENT #	INCIDENT TYPE	STATION	ZONE
11/22/2021 10:23:15 AM	11/22/2021 10:35:47 AM	2021-3798	311	NCKer	North Central Kerman
11/22/2021 10:42:38 AM	11/22/2021 10:51:25 AM	2021-3799	321	NC59	North Central Metro Service Area
11/22/2021 1:34:22 PM	11/22/2021 1:36:54 PM	2021-3800	611	NCR55	North Central Rural, Station 55 Service Area
<b>11/23/2021</b>					
11/23/2021 4:45:37 PM	11/23/2021 4:52:21 PM	2021-3814	321	NCKer	North Central Kerman
11/23/2021 4:51:44 PM	11/23/2021 4:55:00 PM	2021-3813	611	NCR58	North Central Rural, Station 58 Service Area
<b>11/24/2021</b>					
11/24/2021 1:00:29 PM	11/24/2021 2:21:50 PM	2021-3822	520	NCR56	North Central Auto Aide Area
11/24/2021 1:15:15 PM	11/24/2021 1:32:36 PM	2021-3820	322	NCR55	North Central Rural, Station 55 Service Area
11/24/2021 1:21:44 PM	11/24/2021 1:31:53 PM	2021-3821	611	NCR58	North Central Rural, Station 56 Service Area
<b>11/25/2021</b>					
11/25/2021 4:01:31 PM	11/25/2021 4:28:36 PM	2021-3836	322	NCR56	North Central Rural, Station 56 Service Area
11/25/2021 4:18:28 PM	11/25/2021 4:40:26 PM	2021-3837	745	NCR56	North Central Rural, Station 56 Service Area
11/25/2021 4:39:55 PM	11/25/2021 4:55:52 PM	2021-3838	500	North Central Automatic Aid	North Central Auto Aide Area
<b>11/26/2021</b>					
11/26/2021 10:00:00 AM	11/26/2021 10:25:40 AM	2021-3850	321	NCKer	North Central Kerman
11/26/2021 10:03:06 AM	11/26/2021 10:12:05 AM	2021-3849	321	NC59	North Central Metro Service Area
11/26/2021 10:05:15 AM	11/26/2021 10:09:02 AM	2021-3848	321	NCBio	North Central Kerman
11/26/2021 10:08:42 AM	11/26/2021 10:30:34 AM	2021-3851	321	NCBio	North Central Biola
11/26/2021 11:35:24 AM	11/26/2021 12:42:05 PM	2021-3855	131	North Central Automatic Aid	North Central Auto Aide Area
11/26/2021 11:38:13 AM	11/26/2021 11:46:12 AM	2021-3853	641	North Central Automatic Aid	North Central Auto Aide Area
11/26/2021 11:41:28 AM	11/26/2021 11:54:21 AM	2021-3854	641	NCR58	North Central Auto Aide Area
11/26/2021 1:58:42 PM	11/26/2021 2:10:20 PM	2021-3857	321	NC59	North Central Metro Service Area
11/26/2021 2:01:49 PM	11/26/2021 2:05:27 PM	2021-3856	611	NCKer	North Central Kerman
<b>11/27/2021</b>					
11/27/2021 7:03:39 AM	11/27/2021 7:14:26 AM	2021-3864	321	NCKer	North Central Kerman
11/27/2021 7:13:06 AM	11/27/2021 8:04:35 AM	2021-3865	132	NCR58	North Central Rural, Station 58 Service Area
11/27/2021 3:48:18 PM	11/27/2021 4:26:55 PM	2021-3874	131	NCR55	North Central Rural, Station 55 Service Area
11/27/2021 4:08:49 PM	11/27/2021 4:21:21 PM	2021-3873	321	North Central Automatic Aid	North Central Auto Aide Area
11/27/2021 5:44:10 PM	11/27/2021 5:55:24 PM	2021-3876	311	NCKer	North Central Kerman
11/27/2021 5:52:16 PM	11/27/2021 6:17:50 PM	2021-3877	321	NC59	North Central Metro Service Area
<b>11/28/2021</b>					
11/28/2021 4:26:03 PM	11/28/2021 4:44:21 PM	2021-3892	444	Fresno County Auto Aid	Fresno County Auto Aid
11/28/2021 4:35:05 PM	11/28/2021 4:49:24 PM	2021-3893	321	NCBio	North Central Biola

Percentage of incidents overlapping from total incidents in month, year. Compared incident time range as either Alarm to Cancel or Alarm to Clear for incidents that have either Cancel or Clear time recorded. Reviewed calls only. Group by date. Displays date, incident number, incident type (numeric only), zone, and station.



**OVERLAPPING INCIDENT DETAILS**

ALARM	CLEAR/CANCEL	INCIDENT #	INCIDENT TYPE	STATION	ZONE
<b>11/29/2021</b>					
11/29/2021 5:47:38 PM	11/29/2021 5:59:11 PM	2021-3900	321	NCR58	North Central Rural, Station 58 Service Area
11/29/2021 5:51:36 PM	11/29/2021 6:43:14 PM	2021-3901	322	NCBio	North Central Rural, Station 57 Service Area
<b>11/30/2021</b>					
11/30/2021 12:58:10 PM	11/30/2021 2:04:52 PM	2021-3910	140	NCR56	Fresno City Auto/Mutal Aid
11/30/2021 1:01:03 PM	11/30/2021 1:57:37 PM	2021-3909	140	NCR56	North Central Rural, Station 56 Service Area

Percentage of incidents overlapping from total incidents in month,year. Compared incident time range as either Alarm to Cancel or Alarm to Clear for incidents that have either Cancel or Clear time recorded. Reviewed calls only. Group by date. Displays date, incident number, incident type (numeric only), zone, and station.



# North Central Fire Protection District

Kerman, CA

This report was generated on 12/2/2021 3:42:24 PM



## Count of Overlapping Incidents for Station for Date Range (In Service Time Used)

Incident Status(s): All Incident Statuses | Station(s): NCKer | Start Date: 11/01/2021 | End Date: 11/30/2021

OVERLAPPING COUNT	PERCENT OVERLAPPING	TOTAL
6	5.88 %	102

## OVERLAPPING INCIDENT DETAILS (ALARM TO IN SERVICE)

ALARM	IN SERVICE	INCIDENT NUMBER	INCIDENT TYPE	ZONE
<b>11/4/2021</b>				
11/4/2021 4:01:49 PM	11/4/2021 4:16:44 PM	2021-3583	311	North Central Kerman
11/4/2021 4:12:20 PM	11/4/2021 4:20:47 PM	2021-3584	311	North Central Kerman
<b>11/5/2021</b>				
11/5/2021 10:29:10 AM	11/5/2021 10:38:05 AM	2021-3591	311	North Central Kerman
11/5/2021 9:44:41 AM	11/5/2021 11:01:05 AM	2021-3592	160	North Central Kerman
<b>11/16/2021</b>				
11/16/2021 7:41:32 PM	11/16/2021 7:57:27 PM	2021-3724	311	North Central Kerman
11/16/2021 7:54:42 PM	11/16/2021 8:14:58 PM	2021-3725	322	North Central Rural, Station 57 Service Area

Incident time range is difference between 'Alarm' and 'In Service' time stamps (both must be present). If multiple apparatus respond, 'In Service' taken from final apparatus to leave. Results grouped by date.



# North Central Fire Protection District

Kerman, CA

This report was generated on 12/2/2021 3:44:31 PM



## Count of Overlapping Incidents for Station for Date Range (In Service Time Used)

Incident Status(s): All Incident Statuses | Station(s): NCR58 | Start Date: 11/01/2021 | End Date: 11/30/2021

OVERLAPPING COUNT	PERCENT OVERLAPPING	TOTAL
2	4.35 %	46

## OVERLAPPING INCIDENT DETAILS (ALARM TO IN SERVICE)

ALARM	IN SERVICE	INCIDENT NUMBER	INCIDENT TYPE	ZONE
<b>11/9/2021</b>				
11/9/2021 10:22:20 AM	11/9/2021 10:35:37 AM	2021-3634	321	North Central Rural, Station 58 Service Area
11/9/2021 10:24:43 AM	11/9/2021 12:05:36 PM	2021-3637	140	North Central Rural, Station 58 Service Area

Incident time range is difference between 'Alarm' and 'In Service' time stamps (both must be present). If multiple apparatus respond, 'In Service' taken from final apparatus to leave. Results grouped by date.



# North Central Fire Protection District

Kerman, CA

This report was generated on 12/2/2021 3:45:55 PM



## Mutual or Automatic Aid Given by FDID for Incident Type for Date Range

Incident Type(s): All Incident Types | Start Date: 11/01/2021 | End Date: 11/30/2021

INCIDENT NUMBER	INCIDENT DATE	LOCATION	AID TYPE	INCIDENT TYPE
<b>FDID: 10030 - Fresno City Fire</b>				
2021-3910	11/30/2021	Hwy 180	Mutual aid given	140 - Natural vegetation fire, other
2021-3909	11/30/2021	Hwy 180	Automatic aid given	140 - Natural vegetation fire, other
Count of Calls for FDID 10030 - Fresno City Fire : 2				
<b>FDID: 10030 - Fresno City Fire 10032 - Fresno County</b>				
2021-3657	11/10/2021	S Marks AVE	Automatic aid given	160 - Special outside fire, other
Count of Calls for FDID 10030 - Fresno City Fire 10032 - Fresno County : 1				
<b>FDID: 10032 - Fresno County</b>				
2021-3629	11/08/2021	3773 S CORNELIA AVE	Automatic aid given	321 - EMS call, excluding vehicle accident with injury
2021-3642	11/09/2021	205 S 1ST ST	Mutual aid given	550 - Public service assistance, other
2021-3801	11/22/2021	S WESTLAWN AVE	Mutual aid given	111 - Building fire
2021-3817	11/23/2021	4565 W LINCOLN AVE	Automatic aid given	611 - Dispatched & cancelled en route
2021-3892	11/28/2021	3550 S CORNELIA AVE	Automatic aid given	444 - Power line down
Count of Calls for FDID 10032 - Fresno County : 5				

Report pulls data from Basic Info 5 (Mutual Aid Given Box) and if available, matches FDID to Neighboring Agency's FDID in Neighboring Agency list in the Administration Module. If missing, Report will only display FDID of Agency.



emergencyreporting.com

Doc Id: 1616

Page # 1 of 1

# North Central Fire Protection District

Kerman, CA

This report was generated on 12/2/2021 3:47:24 PM



## Mutual or Automatic Aid Received by FDID for Incident Type for Date Range

Incident Type(s): All Incident Types | Start Date: 11/01/2021 | End Date: 11/30/2021

INCIDENT	INCIDENT DATE	LOCATION	AID TYPE	INCIDENT TYPE
<b>FDID: 10030 - Total Calls: 96</b>				
2021-3683	11/13/2021	W Escalon AVE	Automatic aid received	100 - Fire, other
2021-3660	11/11/2021	1345 E ASHLAN AVE	Automatic aid received	111 - Building fire
2021-3702	11/15/2021	616 W PALO ALTO AVE	Automatic aid received	111 - Building fire
2021-3898	11/29/2021	4232 W ALHAMBRA AVE	Automatic aid received	113 - Cooking fire, confined to container
2021-3833	11/25/2021	2194 N CORNELIA AVE	Automatic aid received	118 - Trash or rubbish fire, contained
2021-3677	11/12/2021	W Belmont AVE	Automatic aid received	140 - Natural vegetation fire, other
2021-3603	11/06/2021	7425 N CHARLES AVE	Automatic aid received	311 - Medical assist, assist EMS crew
2021-3624	11/08/2021	5720 W BELMONT AVE	Automatic aid received	311 - Medical assist, assist EMS crew
2021-3639	11/09/2021	478 W SAN RAMON AVE	Automatic aid received	311 - Medical assist, assist EMS crew
2021-3645	11/09/2021	2635 W BULLARD AVE	Automatic aid received	311 - Medical assist, assist EMS crew
2021-3647	11/10/2021	6676 N PLEASANT AVE	Automatic aid received	311 - Medical assist, assist EMS crew
2021-3648	11/10/2021	635 W BARSTOW AVE	Automatic aid received	311 - Medical assist, assist EMS crew
2021-3650	11/10/2021	1015 E INDIANAPOLIS AVE	Automatic aid received	311 - Medical assist, assist EMS crew
2021-3666	11/11/2021	3109 W MCKINLEY AVE	Automatic aid received	311 - Medical assist, assist EMS crew
2021-3668	11/11/2021	6439 N SEQUOIA DR	Automatic aid received	311 - Medical assist, assist EMS crew
2021-3669	11/12/2021	687 W PAUL AVE	Automatic aid received	311 - Medical assist, assist EMS crew
2021-3675	11/12/2021	3626 W DUDLEY AVE	Automatic aid received	311 - Medical assist, assist EMS crew
2021-3678	11/12/2021	1036 N PLEASANT AVE	Automatic aid received	311 - Medical assist, assist EMS crew
2021-3689	11/14/2021	N BLYTHE AVE	Automatic aid received	311 - Medical assist, assist EMS crew

Only Completed or Reviewed incidents included. Report pulls information from "Neighboring Agencies" in Administration module.



2021-3734	11/18/2021	2215 W DUDLEY AVE	Automatic aid received	311 - Medical assist, assist EMS crew
2021-3749	11/18/2021	1736 W BARSTOW AVE	Automatic aid received	311 - Medical assist, assist EMS crew
2021-3751	11/18/2021	2571 W LOCUST AVE	Automatic aid received	311 - Medical assist, assist EMS crew
2021-3774	11/20/2021	3365 W CHENNAULT AVE	Automatic aid received	320 - Emergency medical service, other
2021-3793	11/21/2021	2063 N CORNELIA AVE	Automatic aid received	320 - Emergency medical service, other
2021-3794	11/21/2021	7381 N BENEDICT AVE	Automatic aid received	320 - Emergency medical service, other
2021-3795	11/21/2021	2628 W ALHAMBRA AVE	Automatic aid received	320 - Emergency medical service, other
2021-3818	11/24/2021	1345 W ESCALON AVE	Automatic aid received	320 - Emergency medical service, other
2021-3819	11/24/2021	1448 E RICHERT AVE	Automatic aid received	320 - Emergency medical service, other
2021-3828	11/25/2021	3434 W UNIVERSITY AVE	Automatic aid received	320 - Emergency medical service, other
2021-3904	11/30/2021	3789 CIRCLE DR	Automatic aid received	320 - Emergency medical service, other
2021-3908	11/30/2021	6472 N FERGER AVE	Automatic aid received	320 - Emergency medical service, other
2021-3547	11/01/2021	4532 N DEL MAR AVE	Automatic aid received	321 - EMS call, excluding vehicle accident with injury
2021-3561	11/02/2021	2589 W BULLARD AVE	Automatic aid received	321 - EMS call, excluding vehicle accident with injury
2021-3566	11/03/2021	1119 W ESCALON AVE	Automatic aid received	321 - EMS call, excluding vehicle accident with injury
2021-3568	11/03/2021	3109 W MCKINLEY AVE	Automatic aid received	321 - EMS call, excluding vehicle accident with injury
2021-3578	11/04/2021	5178 N BRYN MAWR DR	Automatic aid received	321 - EMS call, excluding vehicle accident with injury
2021-3580	11/04/2021	2110 N HAYES AVE	Automatic aid received	321 - EMS call, excluding vehicle accident with injury
2021-3585	11/04/2021	2146 W DUDLEY AVE	Automatic aid received	321 - EMS call, excluding vehicle accident with injury
2021-3589	11/05/2021	537 W MORRIS AVE	Automatic aid received	321 - EMS call, excluding vehicle accident with injury
2021-3607	11/06/2021	2131 W OLIVE AVE	Automatic aid received	321 - EMS call, excluding vehicle accident with injury
2021-3610	11/06/2021	1777 N CORNELIA AVE	Automatic aid received	321 - EMS call, excluding vehicle accident with injury
2021-3611	11/06/2021	362 W STUART AVE	Automatic aid received	321 - EMS call, excluding vehicle accident with injury
2021-3618	11/07/2021	2731 W OLIVE AVE	Automatic aid received	321 - EMS call, excluding vehicle accident with injury
2021-3623	11/08/2021	3681 W MCKINLEY AVE	Automatic aid received	321 - EMS call, excluding vehicle accident with injury
2021-3628	11/08/2021	W Herndon AVE	Automatic aid received	321 - EMS call, excluding vehicle accident with injury

Only Completed or Reviewed incidents included. Report pulls information from "Neighboring Agencies" in Administration module.



2021-3649	11/10/2021	4734 N DEL MAR AVE	Automatic aid received	321 - EMS call, excluding vehicle accident with injury
2021-3682	11/13/2021	362 W STUART AVE	Automatic aid received	321 - EMS call, excluding vehicle accident with injury
2021-3684	11/13/2021	2552 W SAN BRUNO CIR	Automatic aid received	321 - EMS call, excluding vehicle accident with injury
2021-3693	11/14/2021	1140 E GETTYSBURG AVE	Automatic aid received	321 - EMS call, excluding vehicle accident with injury
2021-3697	11/14/2021	3109 W MCKINLEY AVE	Automatic aid received	321 - EMS call, excluding vehicle accident with injury
2021-3698	11/14/2021	4666 N GLENN AVE	Automatic aid received	321 - EMS call, excluding vehicle accident with injury
2021-3699	11/14/2021	1728 W VARTIKIAN AVE	Automatic aid received	321 - EMS call, excluding vehicle accident with injury
2021-3711	11/15/2021	2344 W BELMONT AVE	Automatic aid received	321 - EMS call, excluding vehicle accident with injury
2021-3758	11/19/2021	6519 N TEILMAN AVE	Automatic aid received	321 - EMS call, excluding vehicle accident with injury
2021-3762	11/19/2021	6434 N PALM AVE	Automatic aid received	321 - EMS call, excluding vehicle accident with injury
2021-3763	11/19/2021	2146 W DUDLEY AVE	Automatic aid received	321 - EMS call, excluding vehicle accident with injury
2021-3766	11/20/2021	2796 N POLK AVE	Automatic aid received	321 - EMS call, excluding vehicle accident with injury
2021-3770	11/20/2021	2796 N POLK AVE	Automatic aid received	321 - EMS call, excluding vehicle accident with injury
2021-3799	11/22/2021	5304 N COLONIAL AVE	Mutual aid received	321 - EMS call, excluding vehicle accident with injury
2021-3804	11/22/2021	W Olive AVE	Mutual aid received	321 - EMS call, excluding vehicle accident with injury
2021-3812	11/23/2021	2304 W OLIVE AVE	Automatic aid received	321 - EMS call, excluding vehicle accident with injury
2021-3815	11/23/2021	2619 W SAN MADELE AVE	Automatic aid received	321 - EMS call, excluding vehicle accident with injury
2021-3830	11/25/2021	316 W SAMPLE AVE	Automatic aid received	321 - EMS call, excluding vehicle accident with injury
2021-3831	11/25/2021	281 W SAN CARLOS AVE	Automatic aid received	321 - EMS call, excluding vehicle accident with injury
2021-3839	11/25/2021	5304 N COLONIAL AVE	Automatic aid received	321 - EMS call, excluding vehicle accident with injury
2021-3842	11/25/2021	6039 N ROOSEVELT AVE	Automatic aid received	321 - EMS call, excluding vehicle accident with injury
2021-3857	11/26/2021	4844 N GLENN AVE	Automatic aid received	321 - EMS call, excluding vehicle accident with injury
2021-3859	11/26/2021	3365 W CHENNAULT AVE	Automatic aid received	321 - EMS call, excluding vehicle accident with injury
2021-3860	11/26/2021	W Ashlan AVE	Automatic aid received	321 - EMS call, excluding vehicle accident with injury
2021-3861	11/26/2021	5345 W SHIELDS AVE	Automatic aid received	321 - EMS call, excluding vehicle accident with injury
2021-3863	11/27/2021	4678 N GLENN AVE	Automatic aid received	321 - EMS call, excluding vehicle accident with injury

Only Completed or Reviewed incidents included. Report pulls information from "Neighboring Agencies" in Administration module.



2021-3866	11/27/2021	1040 N PLEASANT AVE	Automatic aid received	321 - EMS call, excluding vehicle accident with injury
2021-3870	11/27/2021	3014 W MCKINLEY AVE	Automatic aid received	321 - EMS call, excluding vehicle accident with injury
2021-3873	11/27/2021	2642 W DENNETT AVE	Automatic aid received	321 - EMS call, excluding vehicle accident with injury
2021-3877	11/27/2021	4192 W FALLON AVE	Automatic aid received	321 - EMS call, excluding vehicle accident with injury
2021-3879	11/27/2021	2643 N HAYES AVE	Automatic aid received	321 - EMS call, excluding vehicle accident with injury
2021-3881	11/27/2021	5521 N WINCHESTER AVE	Automatic aid received	321 - EMS call, excluding vehicle accident with injury
2021-3886	11/28/2021	4931 N GLENN AVE	Automatic aid received	321 - EMS call, excluding vehicle accident with injury
2021-3903	11/29/2021	W Belmont AVE	Automatic aid received	321 - EMS call, excluding vehicle accident with injury
2021-3704	11/15/2021	E Hampton WAY	Automatic aid received	322 - Motor vehicle accident with injuries
2021-3875	11/27/2021	W Sample AVE	Automatic aid received	322 - Motor vehicle accident with injuries
2021-3644	11/09/2021	0 HWY-99 OFF RAMP SB & W HERNDON AVE	Automatic aid received	324 - Motor vehicle accident with no injuries.
2021-3838	11/25/2021	2819 N HAYES AVE	Automatic aid received	500 - Service Call, other
2021-3545	11/01/2021	3686 W DUDLEY AVE	Automatic aid received	553 - Public service
2021-3665	11/11/2021	1147 E HOLLAND AVE	Automatic aid received	561 - Unauthorized burning
2021-3680	11/12/2021	6628 N PLEASANT AVE	Automatic aid received	611 - Dispatched & cancelled en route
2021-3745	11/18/2021	4630 W OLIVE AVE	Automatic aid received	611 - Dispatched & cancelled en route
2021-3747	11/18/2021	N College AVE	Automatic aid received	611 - Dispatched & cancelled en route
2021-3754	11/19/2021	3335 W MCKINLEY AVE	Automatic aid received	611 - Dispatched & cancelled en route
2021-3827	11/25/2021	1417 W SAN JOSE AVE	Automatic aid received	611 - Dispatched & cancelled en route
2021-3899	11/29/2021	377 W STUART AVE	Automatic aid received	611 - Dispatched & cancelled en route
2021-3586	11/04/2021	2315 N CORNELIA AVE	Automatic aid received	651 - Smoke scare, odor of smoke
2021-3703	11/15/2021	3539 W UNIVERSITY AVE	Automatic aid received	651 - Smoke scare, odor of smoke
2021-3730	11/17/2021	3146 W MCKINLEY AVE	Automatic aid received	651 - Smoke scare, odor of smoke
2021-3574	11/04/2021	328 W SAN JOSE AVE	Automatic aid received	730 - System malfunction, other
2021-3620	11/07/2021	4283 W DAKOTA AVE	Automatic aid received	743 - Smoke detector activation, no fire - unintentional

Only Completed or Reviewed incidents included. Report pulls information from "Neighboring Agencies" in Administration module.





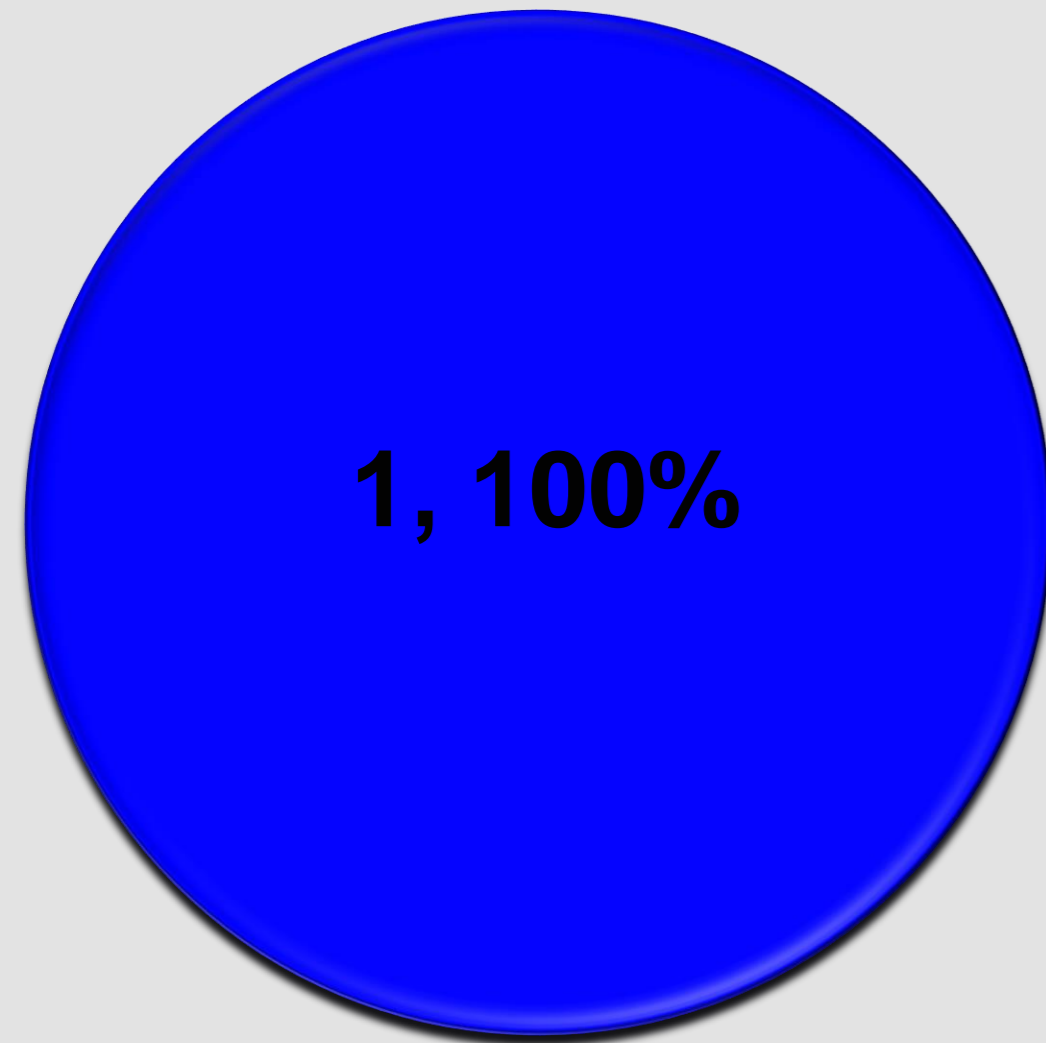
<b>FDID: 10032 - Total Calls: 2</b>				
2021-3635	11/09/2021	1075 S BRAWLEY AVE	Automatic aid received	321 - EMS call, excluding vehicle accident with injury
2021-3797	11/22/2021	7998 S MCMULLIN GRADE	Mutual aid received	322 - Motor vehicle accident with injuries
<b>FDID: Unknown - Total Calls: 5</b>				
2021-3554	11/02/2021	1452 W BARSTOW AVE	Automatic aid received	311 - Medical assist, assist EMS crew
2021-3777	11/21/2021	W Ashlan AVE	Automatic aid received	311 - Medical assist, assist EMS crew
2021-3720	11/16/2021	N Parkway DR	Automatic aid received	321 - EMS call, excluding vehicle accident with injury
2021-3849	11/26/2021	1060 W CELESTE AVE	Automatic aid received	321 - EMS call, excluding vehicle accident with injury
2021-3790	11/21/2021	6677 N PLEASANT AVE	Automatic aid received	651 - Smoke scare, odor of smoke

Only Completed or Reviewed incidents included. Report pulls information from "Neighboring Agencies" in Administration module.



# District Overall Fire Investigation Statistics for November 2021

## INVESTIGATIONS BY TYPE



1, 100%


- Structure Fires
- Vegetation Fire
- Vehicle Fires
- Other- Fires (Property)

## FILE FOR COST RECOVERY

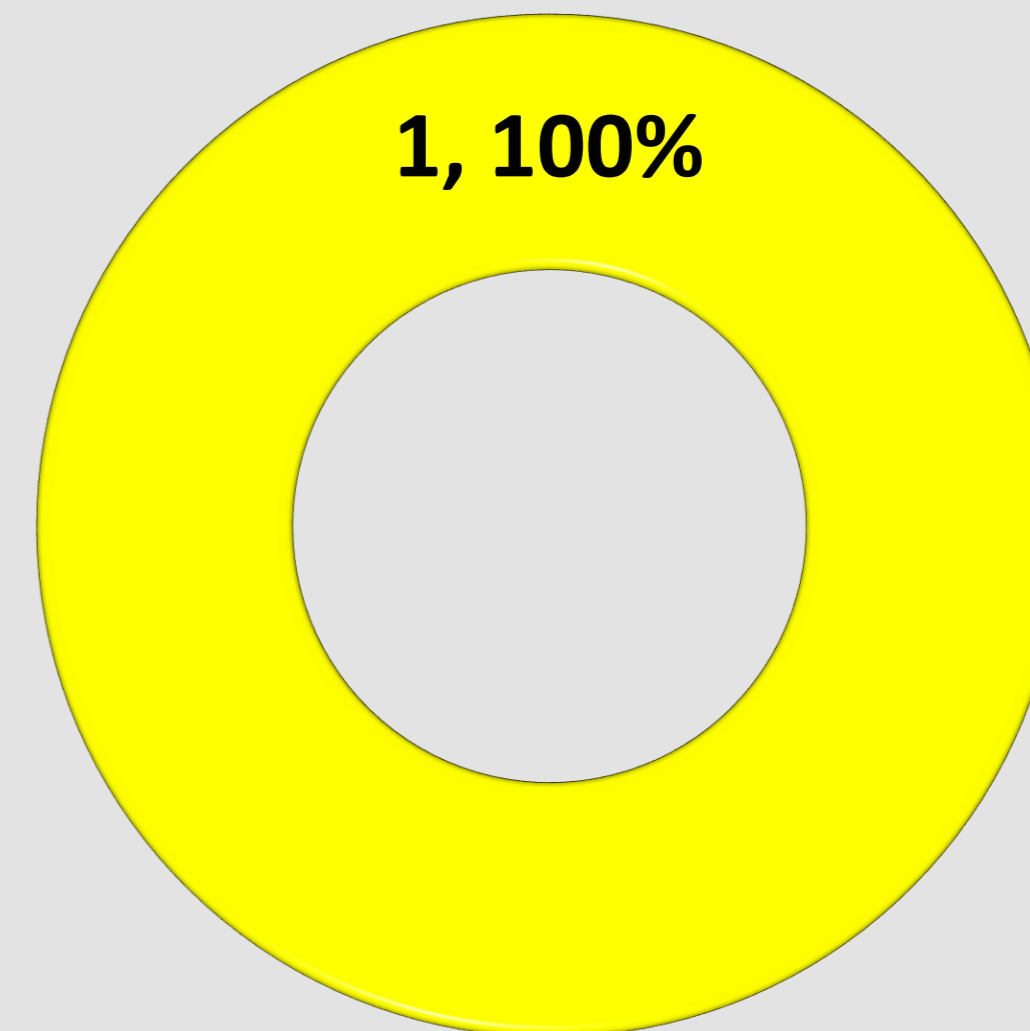
**\$0.00**



## INVESTIGATION COUNT PER MONTH 2021 YR



## PERCENT OF INVESTIGATIONS BY 1<sup>ST</sup> IN STATION



1, 100%

- Station 55
- Station 56
- Station 57
- Station 58
- Station 59

## DOLLAR LOSS

**\$0.00**

**00 Injuries (FF)**

**00 Fatalities**

Hours Spent on Investigations

**32**

**16 Field Hours**

**16 Office Hours**

## STATUS OF INVESTIGATION

**1 - Open**

**0 - Closed**

**1 - Criminal**



## Fire Investigations

TYPE OF FIRE / INCIDENT	DATE OF INCIDENT	LOCATION OF INCIDENT	ZONE	INVESTIGATION STATUS	INVESTIGATION CLASSIFICATION	NOTES
Structure Fire	11/11/2021	1345 E Ashlan Ave.	NCMetro	Open	Incendiary	Suspect Started a fire in front of the Garage
<b>TOTAL: Fire Investigations</b>						<b>01</b>

## Fire Investigation Case #21-739 – Update

TYPE OF FIRE / INCIDENT	DATE OF INCIDENT	LOCATION OF INCIDENT	ZONE	INVESTIGATION STATUS	INVESTIGATION CLASSIFICATION
Structure, Vehicle & Vegetation Fire	07/12/2021	3140 W. Olive Ave. (Olive & Marks)	NCAA	Closed	Incendiary
Female suspect was arrested and charged for Arson P.C. 451 (c) (d). Schedule Court Date is November 30, 2021.					

## Plan Reviews Received Last Month - 6

Project	Location	Occupancy Type	Sq. Feet
<b>Manuel Ramirez Res- Kitchen Add.</b>	<b>15674 W San Joaquin Ave</b>	<b>R - Fire Sprinklered Residence</b>	<b>2000</b>
Permit: Sprinkler Residential	Plans Received: 11/4/2021	Days in Process: 27	Status: Pending
<b>johnny Quick #205</b>	<b>5979 W Shields Ave</b>		
Permit: UL300 Hood System Review	Plans Received: 11/8/2021	Days in Process: 23	Status: Pending
<b>Emerson ADU</b>	<b>228 E Rialto Ave</b>		
Permit: Site Plan Review - Residential	Plans Received: 11/10/2021	Days in Process: 21	Status: Pending
<b>Metal Bldg.</b>	<b>223 W Swift Ave</b>		
Permit: Site Plan Review - Residential	Plans Received: 11/11/2021	Days in Process: 20	Status: Pending
<b>Villa Sorano-Crown Home (Lot#06)</b>	<b>15805 W Crimson Ave</b>		
Permit: Sprinkler Residential	Plans Received: 11/15/2021	Days in Process: 0	Status: Finaled
<b>Villa Sorano-Crown Home (Lot#134)</b>	<b>15921 W Regal Ave</b>		
Permit: Sprinkler Residential	Plans Received: 11/15/2021	Days in Process: 0	Status: Finaled

Project

Location

Occupancy Type

Sq. Feet

### Plan Reviews Still Pending - 4

**Manuel Ramirez Res- Kitchen Add.**      **15674 W San Joaquin Ave**      **R - Fire Sprinklered Residence**      **2000**

Permit: Sprinkler Residential      Plans Received: 11/4/2021      Plans to Consultant: 11/18/2021      Days in Process: 27

---

**johnny Quick #205**      **5979 W Shields Ave**

Permit: UL300 Hood System Review      Plans Received: 11/8/2021      Plans to Consultant: 11/17/2021      Days in Process: 23

---

**Emerson ADU**      **228 E Rialto Ave**

Permit: Site Plan Review - Residential      Plans Received: 11/10/2021      Plans to Consultant: 11/17/2021      Days in Process:

---

**Metal Bldg.**      **223 W Swift Ave**

Permit: Site Plan Review - Residential      Plans Received: 11/11/2021      Plans to Consultant: 11/17/2021      Days in Process:

---

# Inspections All Occupancies and Types



**NORTH CENTRAL FIRE PROTECTION DISTRICT**

Fire Chief: Timothy V. Henry, CFO, EFO

OCCUPANCY	ADDRESS	DATE	INSPECTOR	RESULT	OCCUPANCY TYPE	SQUARE FOOTAGE	NOTES
<b>Inspection Type: Annual</b>							
HERNDON BARSTOW ELEMENTARY	6265 N GRANTLAND AVE Fresno, CA 93722	11/01/2021	Diaz, Cenovio	Passed (Annual INSP)	E Occupancies (Educational K-12) State Mandate	56000	All good
ACTAGRO	4516 n HOWARD AVE BIOLA, CA 93606	11/10/2021	Holden, Joshua A	Passed (Annual INSP)	H Occupancies (Hazardous)	37900	
BIOLA VILLAGE APARTMENTS	4692 N THIRD ST BIOLA, CA 93606	11/10/2021	Holden, Joshua A	Passed (Annual INSP)	R Occupancies (Hotels, Apartments, Day Cares) State	51366	
VACANT	12441 W SHAW AVE Fresno, CA 93723	11/17/2021	Holden, Joshua A	Finaled (CNST INSP)	M Occupancies (Mercantile)	1768	Vacant Building.
VACANT	2590 N MADERA AVE Kerman, CA 93630	11/17/2021	Holden, Joshua A	Passed (Annual INSP)	M Occupancies (Mercantile)	2040	Vacant Building
<b>Total # Inspections for Annual:</b>							<b>5</b>

## Inspections All Occupancies and Types

OCCUPANCY	ADDRESS	DATE	INSPECTOR	RESULT	OCCUPANCY TYPE	SQUARE FOOTAGE	NOTES
<b>Inspection Type: Bi-Annual</b>							
GAR Inc.	275 S MADERA AVE #104 Kerman, CA 93630	11/03/2021	Milleson, Kevin J	Passed (Annual INSP)	B Occupancies (Business)	1006	
I DESIGN CUSTOM SCREEN PRINTING	733 S MADERA AVE Kerman, CA 93630	11/03/2021	Milleson, Kevin J	Correction Notice Issued (1st)	B Occupancies (Business)	900	
VACANT	3364 w BELMONT AVE Fresno, CA 93722	11/08/2021	Diaz, Cenovio	Passed with Comments (Annual INSP)	B Occupancies (Business)	1700	
VACANT	3311 W BELMONT AVE Fresno, CA 93722	11/08/2021	Diaz, Cenovio	Passed with Comments (Annual INSP)	S Occupancies (Storage)	1800	
VACANT	3325 W BELMONT AVE #101 Fresno, CA 93722	11/08/2021	Diaz, Cenovio	Passed with Comments (Annual INSP)	S Occupancies (Storage)	4000	Did an exterior inspection. No longer an operating business. Attempted to contact business owner at location 4 times. No responsible party at location.
Shaw Market	12475 W SHAW AVE BIOLA, CA 93606	11/10/2021	Holden, Joshua A	Passed (Annual INSP)	M Occupancies (Mercantile)	2161	
TEXAS TIRE SHOP	12440 W SHAW AVE Fresno, CA 93723	11/10/2021	Holden, Joshua A	Passed (Annual INSP)	S Occupancies (Storage)	1850	
MEXICAN IMPORTS	190 N MADERA AVE Kerman, CA 93630	11/15/2021	Milleson, Kevin J	Passed (Annual INSP)	B Occupancies (Business)	1500	
Payless Shoe Source	15136 W WHITESBRIDGE AVE Kerman, CA 93630	11/30/2021	Gonzalez, Robert D	Passed (Annual INSP)	M Occupancies (Mercantile)	3105	On 11/30/2021; confirmed the the building was vacant.
<b>Total # Inspections for Bi-Annual: 9</b>							

# Inspections All Occupancies and Types

OCCUPANCY	ADDRESS	DATE	INSPECTOR	RESULT	OCCUPANCY TYPE	SQUARE FOOTAGE	NOTES
<b>Inspection Type: FA (72) System Test</b>							
FAMILY DOLLAR STORE	15070 W WHITESBRIDGE AVE Kerman, CA 93630	11/12/2021	Mavrikis, George	Finald (CNST INSP)	M Occupancies (Mercantile)	13965	Project final
<b>Total # Inspections for FA (72) System Test:</b>							<b>1</b>



## Inspections All Occupancies and Types

OCCUPANCY	ADDRESS	DATE	INSPECTOR	RESULT	OCCUPANCY TYPE	SQUARE FOOTAGE	NOTES
<b>Inspection Type: FS (13D)- Residential</b>							
Villa Sorano - Crown Homes - Lot 120 - Plan 1576	114 N Koleen AVE Kerman, CA 93630	11/12/2021	Mavrikis, George	Pending (CNST INSP)	R - Single Family Residence (Fire Sprinklered NFPA13D)	1576	
Villa Sorano - Crown Homes - Lot 121 - Plan 1300	104 N Koleen AVE Kerman, CA 93630	11/12/2021	Mavrikis, George	Pending (CNST INSP)	R - Single Family Residence (Fire Sprinklered NFPA13D)	1300	
Villa Sorano - Crown Homes - Lot 71 - Plan 1677	74 N Almond AVE Kerman, CA 93630	11/12/2021	Mavrikis, George	Pending (CNST INSP)	R - Single Family Residence (Fire Sprinklered NFPA13D)	1677	
Villa Sorano - Crown Homes - Lot 122 - Plan 1677	94 N Koleen AVE Kerman, CA 93630	11/12/2021	Mavrikis, George	Pending (CNST INSP)	R - Single Family Residence (Fire Sprinklered NFPA13D)	1677	
Villa Sorano - Crown Homes - Lot 12 - Plan 1677	15816 W Melody AVE Kerman, CA 93630	11/12/2021	Mavrikis, George	Pending (CNST INSP)	R - Single Family Residence (Fire Sprinklered NFPA13D)	1677	
Villa Sorano - Crown Homes - Lot 68 - Plan 1677	110 N Almond AVE Kerman, CA 93630	11/12/2021	Mavrikis, George	Pending (CNST INSP)	R - Single Family Residence (Fire Sprinklered NFPA13D)	1677	

## Inspections All Occupancies and Types

OCCUPANCY	ADDRESS	DATE	INSPECTOR	RESULT	OCCUPANCY TYPE	SQUARE FOOTAGE	NOTES
Villa Sorano - Crown Homes - Lot 70 - Plan 2194	86 N Almond AVE Kerman, CA 93630	11/12/2021	Mavrikis, George	Pending (CNST INSP)	R - Single Family Residence (Fire Sprinklered NFPA13D)	2194	
Villa Sorano - Crown Homes - Lot 72 - Plan 1777	62 N Almond AVE Kerman, CA 93630	11/18/2021	Mavrikis, George	Pending (CNST INSP)	R - Single Family Residence (Fire Sprinklered NFPA13D)	1777	
Villa Sorano - Crown Homes - Lot 73 - Plan 1677	50 N Almond AVE Kerman, CA 93630	11/18/2021	Mavrikis, George	Pending (CNST INSP)	R - Single Family Residence (Fire Sprinklered NFPA13D)	1677	
Villa Sorano - Crown Homes - Lot 74 - Plan 1576	15753 W Sapphire AVE Kerman, CA 93630	11/18/2021	Mavrikis, George	Pending (CNST INSP)	R - Single Family Residence (Fire Sprinklered NFPA13D)	1576	
Villa Sorano - Crown Homes - Lot 75 - Plan 1677	15761 W Sapphire AVE Kerman, CA 93630	11/23/2021	Mavrikis, George	Pending (CNST INSP)	R - Single Family Residence (Fire Sprinklered NFPA13D)	1677	
Villa Sorano - Crown Homes - Lot 76 - Plan 1576	15771 W Sapphire AVE Kerman, CA 93630	11/23/2021	Mavrikis, George	Pending (CNST INSP)	R - Single Family Residence (Fire Sprinklered NFPA13D)	1576	

## Inspections All Occupancies and Types

OCCUPANCY	ADDRESS	DATE	INSPECTOR	RESULT	OCCUPANCY TYPE	SQUARE FOOTAGE	NOTES
Villa Sorano - Crown Homes - Lot 77 - Plan 1677	15779 W Sapphire AVE Kerman, CA 93630	11/23/2021	Mavrikis, George	Pending (CNST INSP)	R - Single Family Residence (Fire Sprinklered NFPA13D)	1677	
Villa Sorano - Crown Homes - Lot 78 - Plan 1576	15789 W Sapphire AVE Kerman, CA 93630	11/23/2021	Mavrikis, George	Pending (CNST INSP)	R - Single Family Residence (Fire Sprinklered NFPA13D)	1576	
Villa Sorano - Crown Homes - Lot 79 - Plan 1777	15799 W Sapphire AVE Kerman, CA 93630	11/23/2021	Mavrikis, George	Pending (CNST INSP)	R - Single Family Residence (Fire Sprinklered NFPA13D)	1777	
Villa Sorano - Crown Homes - Lot 80 - Plan 1677	15809 W Sapphire AVE Kerman, CA 93630	11/23/2021	Mavrikis, George	Pending (CNST INSP)	R - Single Family Residence (Fire Sprinklered NFPA13D)	1677	

**Total # Inspections for FS (13D)- Residential: 16**

## Inspections All Occupancies and Types

OCCUPANCY	ADDRESS	DATE	INSPECTOR	RESULT	OCCUPANCY TYPE	SQUARE FOOTAGE	NOTES
<b>Inspection Type: New Business Inspection</b>							
VACANT	761 S MADERA AVE Kerman, CA 93630	11/16/2021	Mavrikis, George	Fire Clearance Granted (New Business License)	B Occupancies (Business)	1690	
<b>Total # Inspections for New Business Inspection:</b>							<b>1</b>

## Inspections All Occupancies and Types

OCCUPANCY	ADDRESS	DATE	INSPECTOR	RESULT	OCCUPANCY TYPE	SQUARE FOOTAGE	NOTES
<b>Inspection Type: New Construction (Commercial)</b>							
Animal Shelter	15315 W California AVE Kerman, CA 93630	11/05/2021	Mavrikis, George	Finald (CNST INSP)	B Occupancies (Business)	0	Project Final
<b>Total # Inspections for New Construction (Commercial):</b>							<b>1</b>

## Inspections All Occupancies and Types

OCCUPANCY	ADDRESS	DATE	INSPECTOR	RESULT	OCCUPANCY TYPE	SQUARE FOOTAGE	NOTES
<b>Inspection Type: New Construction (Residential)</b>							
Joseph Crown Construction & Development Tract No. 6236	232 N Siskiyou AVE Kerman , CA 93630	11/18/2021	Mavrikis, George	Correction Notice Issued (1st)	R - Single Family Residence (Fire Sprinklered NFPA13D)	0	Fire lane not accessible.
Dena & Bruno Junnila	3290 N Grantland Fresno, CA 93723	11/23/2021	Mavrikis, George	Finaled (CNST INSP)	R - Single Family Residence (Fire Sprinklered NFPA13D)	0	
Glynn	6638 W Rialto AVE Fresno, CA 93723	11/23/2021	Mavrikis, George	Finaled (CNST INSP)	Reserve	0	
<b>Total # Inspections for New Construction (Residential):</b>							<b>3</b>

## Inspections All Occupancies and Types

OCCUPANCY	ADDRESS	DATE	INSPECTOR	RESULT	OCCUPANCY TYPE	SQUARE FOOTAGE	NOTES
<b>Inspection Type: Reinspection</b>							
KEARNEY PARK MANSION COMPLEX	7160 W KEARNEY Fresno, CA 93706	11/05/2021	England, Timothy A	Passed (Annual INSP)	A Occupancies (Assembly)	11000	Extinguishers serviced, access keys added to fire lockbox.
Cost Per Mile (Tires)	3449 W Franklin AVE Fresno, CA 93706	11/19/2021	Morton, Lance W	Passed (Annual INSP)	S Occupancies (Storage)	28900	Reinspection was completed on 11/19/21. When signed by the customer, the date started showed 10/27/21 which is incorrect. The
<b>Total # Inspections for Reinspection:</b>							<b>2</b>

## Inspections All Occupancies and Types

OCCUPANCY	ADDRESS	DATE	INSPECTOR	RESULT	OCCUPANCY TYPE	SQUARE FOOTAGE	NOTES
<b>Inspection Type: Solar- Commercial</b>							
Fresno Cambodian Buddhist Society	2533 n VALENTINE AVE Fresno, CA 93722	11/05/2021	Mavrikis, George	Finald (CNST INSP)	A Occupancies (Assembly)	6358	Project final
Big De Farms	0000 XXXX Fresno, CA 93706	11/12/2021	Mavrikis, George	Finald (CNST INSP)	U Occupancies (Misc. Not Otherwise Classified)	0	Project Final
<b>Total # Inspections for Solar- Commercial: 2</b>							



# Inspections All Occupancies and Types

OCCUPANCY	ADDRESS	DATE	INSPECTOR	RESULT	OCCUPANCY TYPE	SQUARE FOOTAGE	NOTES
<b>Inspection Type: Special Permit</b>							
Garcia's Supermarket (Parking Lot)	15040 W Whitesbridge Ave	11/30/2021	Mavrikis, George	Fire Clearance Granted	U Occupancies (Misc. Not Otherwise Classified)	0	Fire Clearance Granted
<b>Total # Inspections for Special Permit: 1</b>							
<b>TOTAL # INSPECTIONS:</b>							<b>41</b>