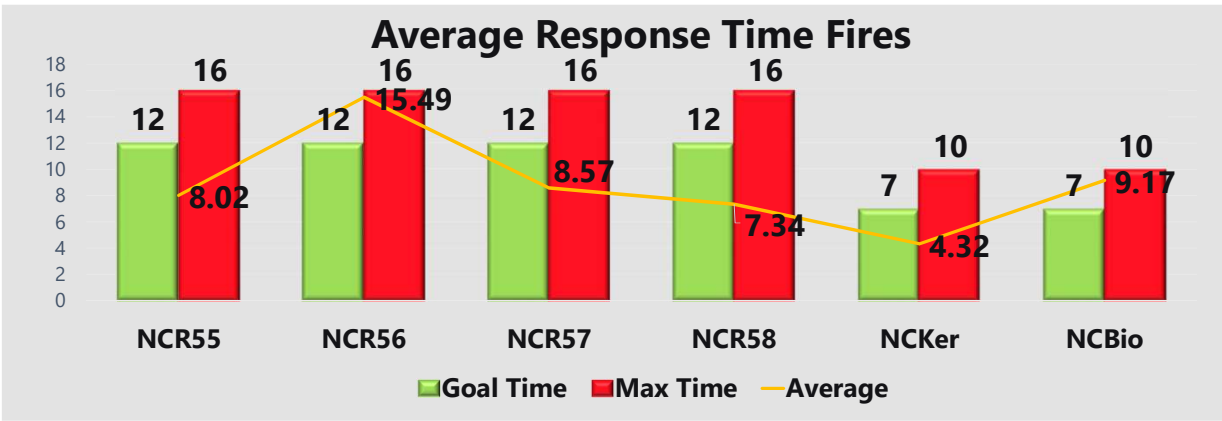


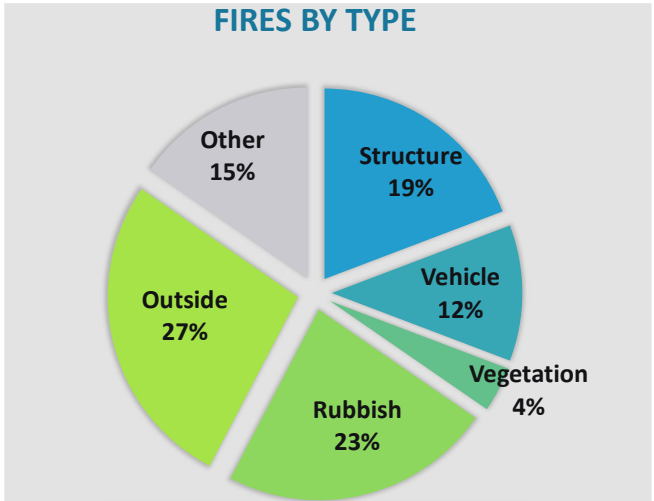
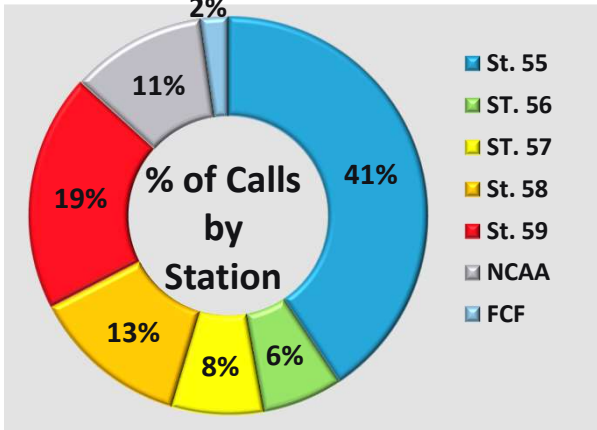
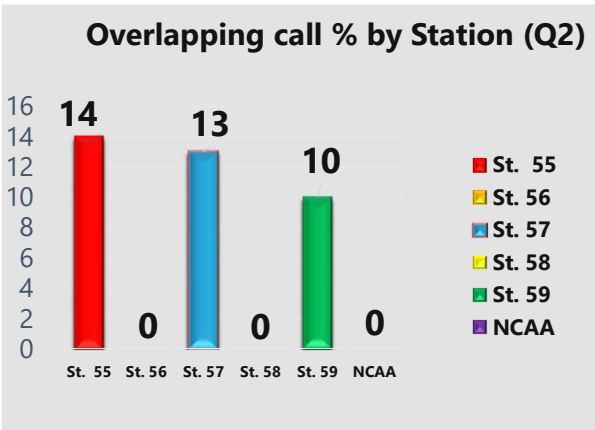
# January 2022

<b>Total Calls</b> <b>401</b>	<b>Fire/Other</b> <b>34%</b>	<b>42</b> Fire Call Types	<b>EMS/Rescue</b> <b>66%</b>	<b>264</b> EMS/Rescue Call Types
		<b>95</b> Other Types		



**TOTAL FIRE LOSS**

# \$3,210,700.00



# North Central Fire Protection District

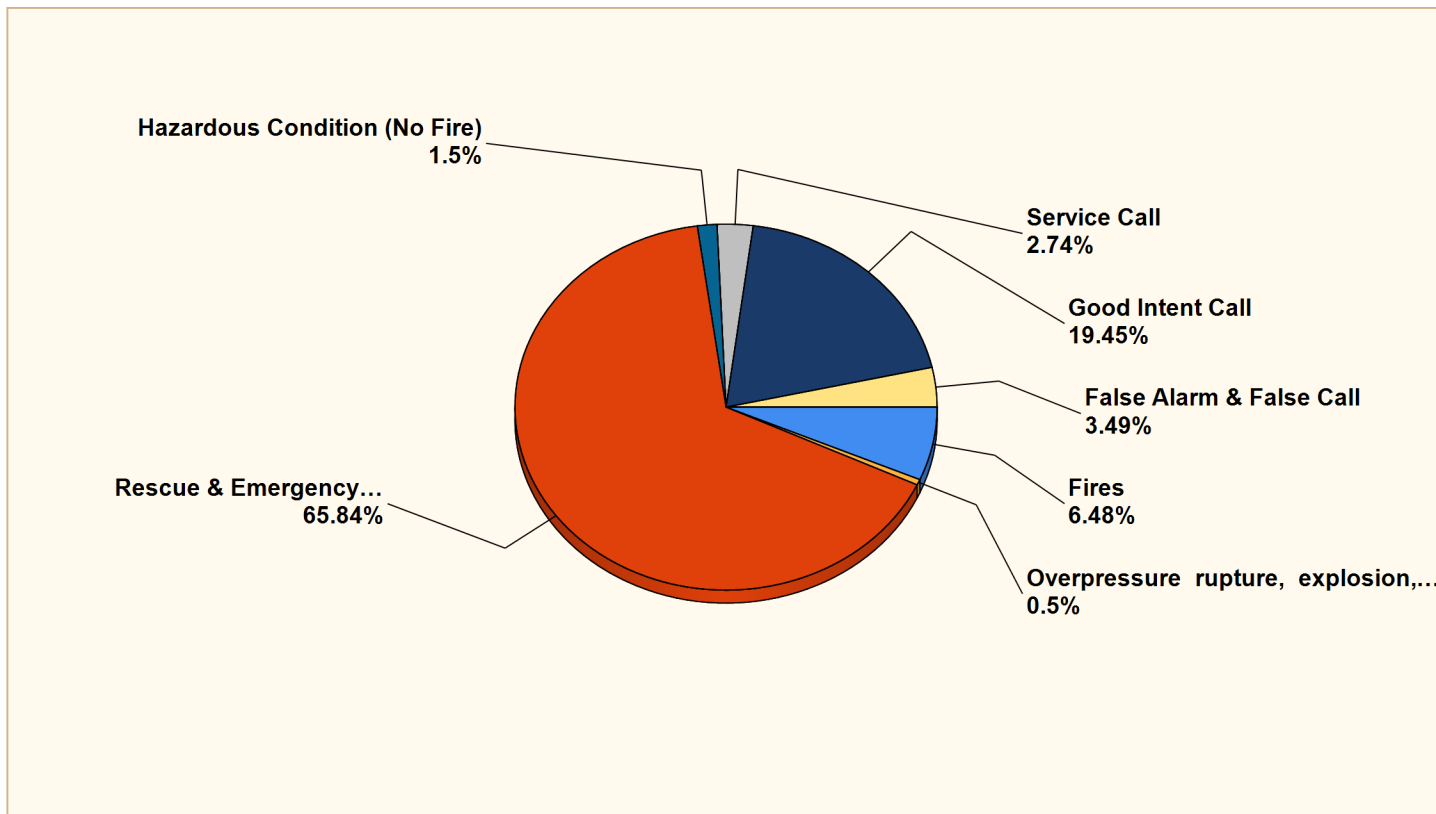
Kerman, CA

This report was generated on 2/4/2022 12:37:30 PM



## Breakdown by Major Incident Types for Date Range

Zone(s): All Zones | Start Date: 01/01/2022 | End Date: 01/31/2022



MAJOR INCIDENT TYPE	# INCIDENTS	% of TOTAL
Fires	26	6.48%
Overpressure rupture, explosion, overheating - no fire	2	0.5%
Rescue & Emergency Medical Service	264	65.84%
Hazardous Condition (No Fire)	6	1.5%
Service Call	11	2.74%
Good Intent Call	78	19.45%
False Alarm & False Call	14	3.49%
<b>TOTAL</b>	<b>401</b>	<b>100%</b>

Only REVIEWED and/or LOCKED IMPORTED incidents are included. Summary results for a major incident type are not displayed if the count is zero.



### Detailed Breakdown by Incident Type

INCIDENT TYPE	# INCIDENTS	% of TOTAL
100 - Fire, other	3	0.75%
111 - Building fire	3	0.75%
112 - Fires in structure other than in a building	1	0.25%
113 - Cooking fire, confined to container	1	0.25%
118 - Trash or rubbish fire, contained	2	0.5%
121 - Fire in mobile home used as fixed residence	1	0.25%
131 - Passenger vehicle fire	2	0.5%
138 - Off-road vehicle or heavy equipment fire	1	0.25%
151 - Outside rubbish, trash or waste fire	4	1%
160 - Special outside fire, other	7	1.75%
172 - Cultivated orchard or vineyard fire	1	0.25%
200 - Overpressure rupture, explosion, overheat other	1	0.25%
243 - Fireworks explosion (no fire)	1	0.25%
311 - Medical assist, assist EMS crew	83	20.7%
320 - Emergency medical service, other	2	0.5%
321 - EMS call, excluding vehicle accident with injury	160	39.9%
322 - Motor vehicle accident with injuries	13	3.24%
323 - Motor vehicle/pedestrian accident (MV Ped)	1	0.25%
324 - Motor vehicle accident with no injuries.	2	0.5%
352 - Extrication of victim(s) from vehicle	3	0.75%
412 - Gas leak (natural gas or LPG)	3	0.75%
424 - Carbon monoxide incident	1	0.25%
445 - Arcing, shorted electrical equipment	2	0.5%
531 - Smoke or odor removal	1	0.25%
542 - Animal rescue	1	0.25%
550 - Public service assistance, other	4	1%
552 - Police matter	1	0.25%
561 - Unauthorized burning	1	0.25%
571 - Cover assignment, standby, moveup	3	0.75%
600 - Good intent call, other	2	0.5%
611 - Dispatched & cancelled en route	66	16.46%
622 - No incident found on arrival at dispatch address	2	0.5%
631 - Authorized controlled burning	1	0.25%
651 - Smoke scare, odor of smoke	7	1.75%
700 - False alarm or false call, other	2	0.5%
730 - System malfunction, other	1	0.25%
733 - Smoke detector activation due to malfunction	2	0.5%
734 - Heat detector activation due to malfunction	1	0.25%
735 - Alarm system sounded due to malfunction	3	0.75%
744 - Detector activation, no fire - unintentional	3	0.75%
745 - Alarm system activation, no fire - unintentional	2	0.5%
<b>TOTAL INCIDENTS:</b>	<b>401</b>	<b>100%</b>

Only REVIEWED and/or LOCKED IMPORTED incidents are included. Summary results for a major incident type are not displayed if the count is zero.



# North Central Fire Protection District

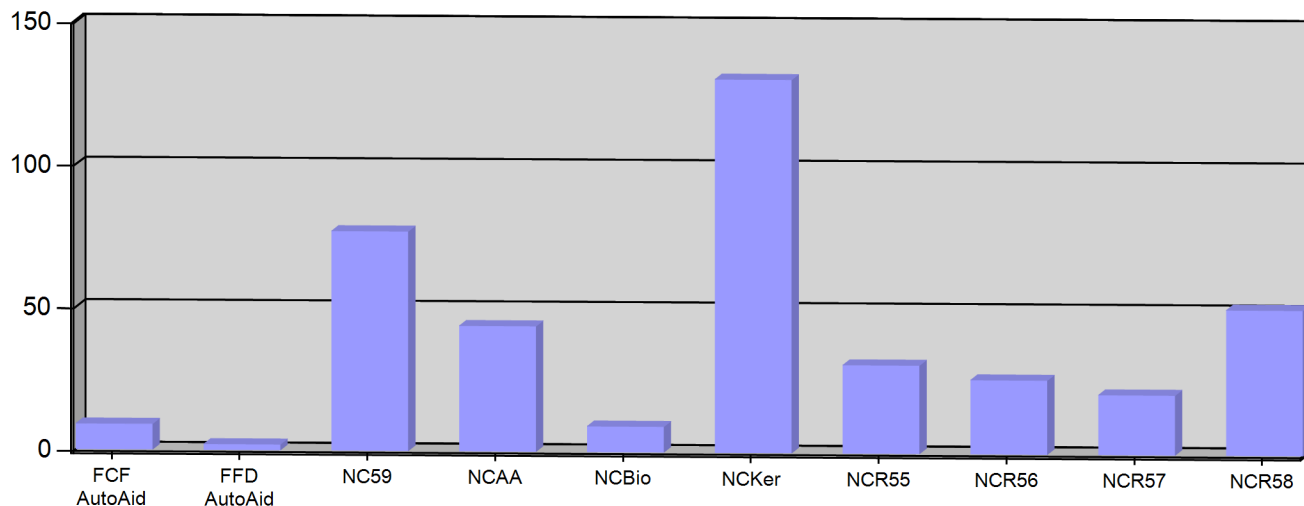
Kerman, CA

This report was generated on 2/4/2022 12:39:13 PM



## Incident Count per Zone for Date Range

Start Date: 01/01/2022 | End Date: 01/31/2022



ZONE	# INCIDENTS
FCF AutoAid - Fresno County AutoAid	9
FFD AutoAid - Fresno City Auto/Mutal Aid	2
NC59 - North Central Metro Service Area	77
NCAA - North Central Auto Aide Area	44
NCBio - North Central Biola	9
NCKer - North Central Kerman	131
NCR55 - North Central Rural, Station 55 Service Area	31
NCR56 - North Central Rural, Station 56 Service Area	26
NCR57 - North Central Rural, Station 57 Service Area	21
NCR58 - North Central Rural, Station 58 Service Area	51

**TOTAL: 401**

Zone information is defined on the Basic Info 3 screen of an incident. Only REVIEWED incidents included. Archived Zones cannot be unarchived.



emergencyreporting.com

Doc Id: 270

Page # 1 of 1

# North Central Fire Protection District

Kerman, CA

This report was generated on 2/4/2022 12:40:24 PM



## Count of Incidents by Incident Type for Incident Status for Date Range

Incident Status(s): All Incident Statuses | Sort By: IncidentType | Start Date: 01/01/2022 | End Date: 01/31/2022

INCIDENT TYPE	# INCIDENTS
100 - Fire, other	3
111 - Building fire	3
112 - Fires in structure other than in a building	1
113 - Cooking fire, confined to container	1
118 - Trash or rubbish fire, contained	2
121 - Fire in mobile home used as fixed residence	1
131 - Passenger vehicle fire	2
138 - Off-road vehicle or heavy equipment fire	1
151 - Outside rubbish, trash or waste fire	4
160 - Special outside fire, other	7
172 - Cultivated orchard or vineyard fire	1
200 - Overpressure rupture, explosion, overheat other	1
243 - Fireworks explosion (no fire)	1
311 - Medical assist, assist EMS crew	83
320 - Emergency medical service, other	2
321 - EMS call, excluding vehicle accident with injury	160
322 - Motor vehicle accident with injuries	13
323 - Motor vehicle/pedestrian accident (MV Ped)	1
324 - Motor vehicle accident with no injuries.	2
352 - Extrication of victim(s) from vehicle	3
412 - Gas leak (natural gas or LPG)	3
424 - Carbon monoxide incident	1
445 - Arcing, shorted electrical equipment	2
531 - Smoke or odor removal	1
542 - Animal rescue	1
550 - Public service assistance, other	4
552 - Police matter	1
561 - Unauthorized burning	1
571 - Cover assignment, standby, moveup	3
600 - Good intent call, other	2
611 - Dispatched & cancelled en route	66
622 - No incident found on arrival at dispatch address	2
631 - Authorized controlled burning	1
651 - Smoke scare, odor of smoke	7
700 - False alarm or false call, other	2
730 - System malfunction, other	1
733 - Smoke detector activation due to malfunction	2
734 - Heat detector activation due to malfunction	1

This report displays Incidents by Incident type for the selected Incident Status (es) and chosen date range. Nemsis 2 & 3 Incidents Included.



emergencyreporting.com

Doc Id: 1673

Page # 1 of 2

735 - Alarm system sounded due to malfunction	3
744 - Detector activation, no fire - unintentional	3
745 - Alarm system activation, no fire - unintentional	2

**Total Incidents 401**

This report displays Incidents by Incident type for the selected Incident Status (es) and chosen date range. Nemsis 2 & 3 Incidents Included.



# North Central Fire Protection District

Kerman, CA

This report was generated on 2/4/2022 12:42:01 PM



## Incident Count per Apparatus per Zone for Date Range

Start Date: 01/01/2022 | End Date: 01/31/2022

ZONE	# INCIDENTS
<b>APPARATUS: BC03</b>	
NC59 - North Central Metro Service Area	1
<b>APPARATUS: BC04</b>	
NC59 - North Central Metro Service Area	1
NCAA - North Central Auto Aide Area	2
<b>APPARATUS: BC55</b>	
NCAA - North Central Auto Aide Area	5
NCBio - North Central Biola	3
NCKer - North Central Kerman	3
NCR55 - North Central Rural, Station 55 Service Area	2
NCR56 - North Central Rural, Station 56 Service Area	5
NCR57 - North Central Rural, Station 57 Service Area	2
NCR58 - North Central Rural, Station 58 Service Area	3
<b>APPARATUS: C56</b>	
NCR56 - North Central Rural, Station 56 Service Area	2
<b>APPARATUS: E02</b>	
NC59 - North Central Metro Service Area	14
<b>APPARATUS: E09</b>	
NC59 - North Central Metro Service Area	1
NCAA - North Central Auto Aide Area	1
<b>APPARATUS: E11</b>	
NC59 - North Central Metro Service Area	20
<b>APPARATUS: E12</b>	
NC59 - North Central Metro Service Area	15
<b>APPARATUS: E13</b>	
NC59 - North Central Metro Service Area	1
<b>APPARATUS: E16</b>	
FFD AutoAid - Fresno City Auto/Mutal Aid	1
NCAA - North Central Auto Aide Area	15
<b>APPARATUS: E18</b>	
NCAA - North Central Auto Aide Area	4

Only REVIEWED included.



ZONE	# INCIDENTS
<b>APPARATUS: E19</b>	
FCF AutoAid - Fresno County AutoAid	1
FFD AutoAid - Fresno City Auto/Mutal Aid	1
NCAA - North Central Auto Aide Area	18
NCR56 - North Central Rural, Station 56 Service Area	1
<b>APPARATUS: E20</b>	
NC59 - North Central Metro Service Area	29
<b>APPARATUS: E256</b>	
NCR56 - North Central Rural, Station 56 Service Area	2
<b>APPARATUS: E55</b>	
FCF AutoAid - Fresno County AutoAid	8
NCAA - North Central Auto Aide Area	1
NCBio - North Central Biola	3
NCKer - North Central Kerman	115
NCR55 - North Central Rural, Station 55 Service Area	28
NCR56 - North Central Rural, Station 56 Service Area	3
NCR57 - North Central Rural, Station 57 Service Area	7
<b>APPARATUS: E56</b>	
FCF AutoAid - Fresno County AutoAid	1
NCAA - North Central Auto Aide Area	8
NCBio - North Central Biola	2
NCKer - North Central Kerman	8
NCR55 - North Central Rural, Station 55 Service Area	3
NCR56 - North Central Rural, Station 56 Service Area	25
NCR57 - North Central Rural, Station 57 Service Area	3
NCR58 - North Central Rural, Station 58 Service Area	10
<b>APPARATUS: E57</b>	
NCAA - North Central Auto Aide Area	6
NCBio - North Central Biola	9
NCKer - North Central Kerman	12
NCR55 - North Central Rural, Station 55 Service Area	2
NCR56 - North Central Rural, Station 56 Service Area	3
NCR57 - North Central Rural, Station 57 Service Area	15
NCR58 - North Central Rural, Station 58 Service Area	5

Only REVIEWED included.



ZONE	# INCIDENTS
<b>APPARATUS: E58</b>	
FFD AutoAid - Fresno City Auto/Mutal Aid	1
NCAA - North Central Auto Aide Area	12
NCBio - North Central Biola	2
NCKer - North Central Kerman	1
NCR55 - North Central Rural, Station 55 Service Area	1
NCR56 - North Central Rural, Station 56 Service Area	3
NCR57 - North Central Rural, Station 57 Service Area	4
NCR58 - North Central Rural, Station 58 Service Area	38
<b>APPARATUS: E89</b>	
NCAA - North Central Auto Aide Area	4
NCBio - North Central Biola	1
NCR56 - North Central Rural, Station 56 Service Area	1
<b>APPARATUS: E90</b>	
NCR56 - North Central Rural, Station 56 Service Area	2
<b>APPARATUS: FM55</b>	
NCAA - North Central Auto Aide Area	2
NCBio - North Central Biola	2
NCR56 - North Central Rural, Station 56 Service Area	3
<b>APPARATUS: I01</b>	
FFD AutoAid - Fresno City Auto/Mutal Aid	1
<b>APPARATUS: L87</b>	
NCAA - North Central Auto Aide Area	2
NCR56 - North Central Rural, Station 56 Service Area	2
<b>APPARATUS: P55</b>	
NCKer - North Central Kerman	12
NCR55 - North Central Rural, Station 55 Service Area	1
NCR56 - North Central Rural, Station 56 Service Area	1
<b>APPARATUS: T11</b>	
NC59 - North Central Metro Service Area	2
<b>APPARATUS: TRN55</b>	
NCKer - North Central Kerman	1
NCR56 - North Central Rural, Station 56 Service Area	1
<b>APPARATUS: WT55</b>	
NCR55 - North Central Rural, Station 55 Service Area	1

Only REVIEWED included.



<b>ZONE</b>	<b># INCIDENTS</b>
NCR56 - North Central Rural, Station 56 Service Area	2
<b>APPARATUS: WT56</b>	
NCAA - North Central Auto Aide Area	7
NCR56 - North Central Rural, Station 56 Service Area	3
NCR58 - North Central Rural, Station 58 Service Area	5
<b>APPARATUS: WT57</b>	
NCAA - North Central Auto Aide Area	5
NCR56 - North Central Rural, Station 56 Service Area	2
NCR58 - North Central Rural, Station 58 Service Area	1
<b>Total for All Apparatus :</b>	<b>556</b>

Only REVIEWED included.



# North Central Fire Protection District

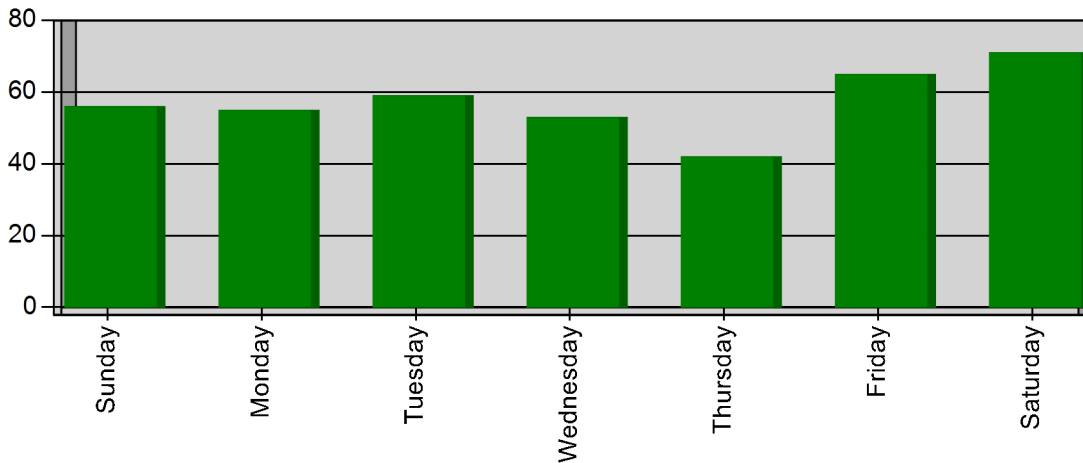
Kerman, CA

This report was generated on 2/4/2022 12:43:03 PM



## Incidents by Day of the Week for Date Range

Start Date: 01/01/2022 | End Date: 01/31/2022



DAY OF THE WEEK	# INCIDENTS
Sunday	56
Monday	55
Tuesday	59
Wednesday	53
Thursday	42
Friday	65
Saturday	71
<b>TOTAL</b>	<b>401</b>

Only REVIEWED incidents included



# North Central Fire Protection District

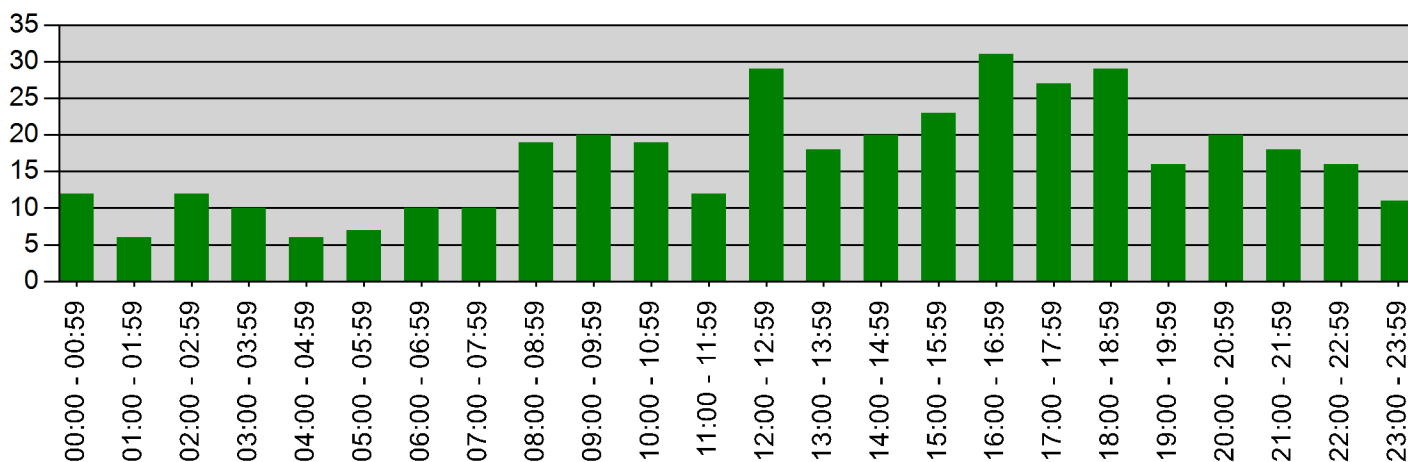
Kerman, CA

This report was generated on 2/4/2022 12:45:33 PM



## Incidents by Hour for Date Range

Start Date: 01/01/2022 | End Date: 01/31/2022



HOUR	# of CALLS
00:00 - 00:59	12
01:00 - 01:59	6
02:00 - 02:59	12
03:00 - 03:59	10
04:00 - 04:59	6
05:00 - 05:59	7
06:00 - 06:59	10
07:00 - 07:59	10
08:00 - 08:59	19
09:00 - 09:59	20
10:00 - 10:59	19
11:00 - 11:59	12
12:00 - 12:59	29
13:00 - 13:59	18
14:00 - 14:59	20
15:00 - 15:59	23
16:00 - 16:59	31
17:00 - 17:59	27
18:00 - 18:59	29
19:00 - 19:59	16
20:00 - 20:59	20
21:00 - 21:59	18
22:00 - 22:59	16
23:00 - 23:59	11

Only REVIEWED incidents included



# North Central Fire Protection District

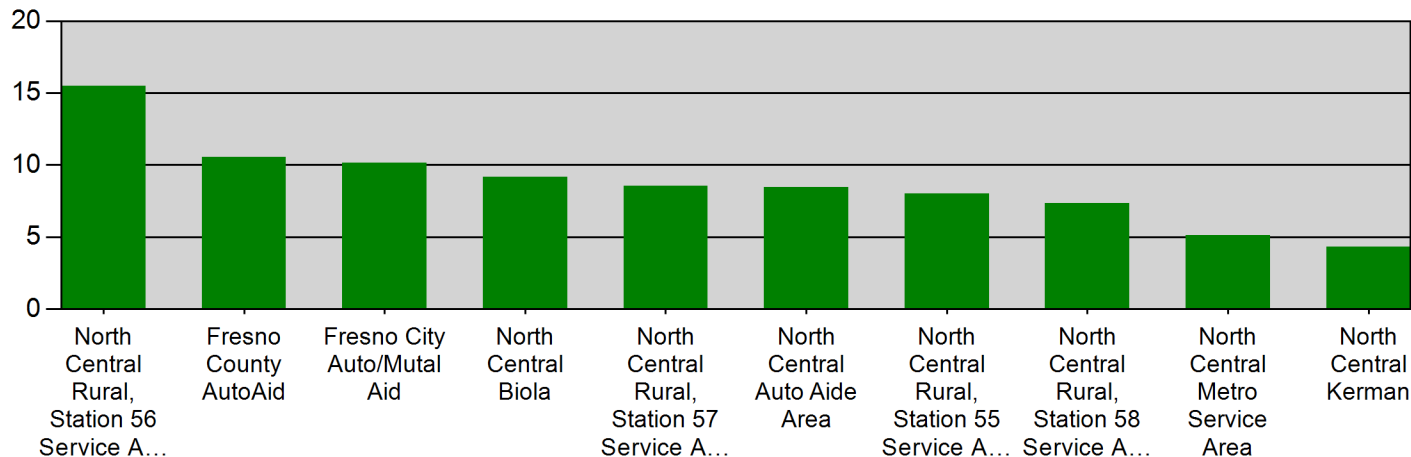
Kerman, CA

This report was generated on 2/4/2022 12:46:31 PM



## Average Response Time per Zone for Date Range

Start Date: 01/01/2022 | End Date: 01/31/2022



Zone	AVERAGE RESPONSE TIME in minutes (Dispatch to Arrived)
NCR56 - North Central Rural, Station 56 Service Area	15:49
FCF AutoAid - Fresno County AutoAid	10:55
FFD AutoAid - Fresno City Auto/Mutal Aid	10:15
NCBio - North Central Biola	9:17
NCR57 - North Central Rural, Station 57 Service Area	8:57
NCAA - North Central Auto Aide Area	8:47
NCR55 - North Central Rural, Station 55 Service Area	8:02
NCR58 - North Central Rural, Station 58 Service Area	7:34
NC59 - North Central Metro Service Area	5:13
NCKer - North Central Kerman	4:32

Only REVIEWED incidents included



# North Central Fire Protection District

Kerman, CA

This report was generated on 2/4/2022 12:48:06 PM



## Count of Overlapping Incidents for Date Range

Start Date: 01/01/2022 | End Date: 01/31/2022

# OVERLAPPING	% OVERLAPPING	TOTAL
131	32.67	401

OVERLAPPING INCIDENT DETAILS					
ALARM	CLEAR/CANCEL	INCIDENT #	INCIDENT TYPE	STATION	ZONE
<b>1/2/2022</b>					
1/2/2022 12:01:43 PM	1/2/2022 12:15:06 PM	2022-20	321	NcBio	North Central Biola
1/2/2022 12:09:30 PM	1/2/2022 12:14:18 PM	2022-19	611	NCKer	North Central Kerman
1/2/2022 7:31:49 PM	1/2/2022 7:39:02 PM	2022-23	321	NC59	North Central Metro Service Area
1/2/2022 7:32:30 PM	1/2/2022 7:49:20 PM	2022-24	311	NCKer	North Central Rural, Station 57 Service Area
<b>1/3/2022</b>					
1/3/2022 10:07:36 AM	1/3/2022 10:17:38 AM	2022-31	611	Fresno County Auto Aid	Fresno County AutoAid
1/3/2022 10:10:07 AM	1/3/2022 10:17:41 AM	2022-30	571	NCR56	North Central Kerman
<b>1/7/2022</b>					
1/7/2022 12:10:37 PM	1/7/2022 12:46:25 PM	2022-67	322	NCR55	North Central Rural, Station 55 Service Area
1/7/2022 12:43:43 PM	1/7/2022 12:48:30 PM	2022-68	321	North Central Automatic Aid	North Central Auto Aide Area
1/7/2022 1:16:00 PM	1/7/2022 1:28:52 PM	2022-69	311	North Central Automatic Aid	North Central Auto Aide Area
1/7/2022 1:25:24 PM	1/7/2022 1:40:43 PM	2022-70	311	NCR58	North Central Rural, Station 58 Service Area
<b>1/8/2022</b>					
1/8/2022 2:40:30 AM	1/8/2022 2:06:16 PM	2022-82	111	NCR56	North Central Rural, Station 56 Service Area
1/8/2022 8:09:05 AM	1/8/2022 8:14:24 AM	2022-77	611	NCKer	North Central Kerman
1/8/2022 8:34:09 AM	1/8/2022 9:09:26 AM	2022-78	138	NcBio	North Central Rural, Station 56 Service Area
1/8/2022 9:58:05 AM	1/8/2022 10:08:59 AM	2022-79	321	NC59	North Central Metro Service Area
1/8/2022 11:59:22 AM	1/8/2022 12:40:01 PM	2022-80	321	NCR55	North Central Rural, Station 55 Service Area
1/8/2022 1:40:09 PM	1/8/2022 1:48:05 PM	2022-81	321	NC59	North Central Metro Service Area
1/8/2022 4:56:28 PM	1/8/2022 5:05:23 PM	2022-85	321	NC59	North Central Metro Service Area
1/8/2022 5:03:39 PM	1/8/2022 5:25:11 PM	2022-86	311	NCKer	North Central Kerman
<b>1/10/2022</b>					
1/10/2022 4:49:33 AM	1/10/2022 5:00:33 AM	2022-99	311	NCR55	North Central Rural, Station 55 Service Area
1/10/2022 4:53:21 AM	1/10/2022 5:27:54 AM	2022-100	311	NCR58	North Central Rural, Station 58 Service Area
1/10/2022 8:47:12 PM	1/10/2022 9:03:07 PM	2022-112	700	NCKer	North Central Kerman

Percentage of incidents overlapping from total incidents in month,year. Compared incident time range as either Alarm to Cancel or Alarm to Clear for incidents that have either Cancel or Clear time recorded. Reviewed calls only. Group by date. Displays date, incident number, incident type (numeric only), zone, and station.



## OVERLAPPING INCIDENT DETAILS

ALARM	CLEAR/CANCEL	INCIDENT #	INCIDENT TYPE	STATION	ZONE
1/10/2022 8:55:19 PM	1/10/2022 9:21:07 PM	2022-113	112	NCBio	North Central Biola
1/10/2022 9:00:50 PM	1/10/2022 9:20:43 PM	2022-114	321	North Central Automatic Aid	North Central Auto Aide Area
<b>1/11/2022</b>					
1/11/2022 1:14:02 PM	1/11/2022 1:31:33 PM	2022-122	311	NC59	North Central Metro Service Area
1/11/2022 1:23:48 PM	1/11/2022 1:39:56 PM	2022-123	321	NCR56	North Central Rural, Station 56 Service Area
1/11/2022 3:10:01 PM	1/11/2022 3:44:59 PM	2022-127	321	NCR56	North Central Rural, Station 58 Service Area
1/11/2022 3:14:25 PM	1/11/2022 3:33:33 PM	2022-126	321	North Central Automatic Aid	North Central Auto Aide Area
1/11/2022 4:53:09 PM	1/11/2022 5:50:31 PM	2022-129	352	NCR56	North Central Rural, Station 56 Service Area
1/11/2022 5:21:03 PM	1/11/2022 5:38:41 PM	2022-128	571	NCBio	North Central Rural, Station 58 Service Area
1/11/2022 5:57:32 PM	1/11/2022 6:38:46 PM	2022-131	322	NCR56	North Central Rural, Station 56 Service Area
1/11/2022 6:12:13 PM	1/11/2022 6:20:52 PM	2022-130	160	NC59	North Central Metro Service Area
1/11/2022 6:28:33 PM	1/11/2022 7:03:22 PM	2022-132	445	NCR58	North Central Rural, Station 58 Service Area
<b>1/12/2022</b>					
1/12/2022 11:06:05 PM	1/12/2022 11:35:58 PM	2022-147	321	NCKer	North Central Kerman
1/12/2022 11:21:23 PM	1/12/2022 11:40:45 PM	2022-148	321	NC59	North Central Metro Service Area
<b>1/13/2022</b>					
1/13/2022 2:43:58 AM	1/13/2022 2:59:40 AM	2022-149	733	NC59	North Central Metro Service Area
1/13/2022 2:54:05 AM	1/13/2022 3:12:26 AM	2022-150	733	NC59	North Central Metro Service Area
1/13/2022 12:22:49 PM	1/13/2022 12:29:55 PM	2022-155	611	NCKer	North Central Kerman
1/13/2022 12:29:11 PM	1/13/2022 12:49:49 PM	2022-156	321	NC59	North Central Metro Service Area
1/13/2022 10:29:40 PM	1/13/2022 10:48:22 PM	2022-159	321	NC59	North Central Metro Service Area
1/13/2022 10:38:38 PM	1/13/2022 10:56:14 PM	2022-160	100	NCBio	North Central Biola
<b>1/14/2022</b>					
1/14/2022 8:45:59 AM	1/14/2022 10:14:52 AM	2022-165	322	NCR56	North Central Rural, Station 56 Service Area
1/14/2022 9:47:52 AM	1/14/2022 9:57:51 AM	2022-164	311	NCKer	North Central Kerman
1/14/2022 10:19:08 AM	1/14/2022 10:48:49 AM	2022-168	352	NCBio	North Central Rural, Station 57 Service Area
1/14/2022 10:25:20 AM	1/14/2022 10:30:49 AM	2022-166	611	NCBio	North Central Rural, Station 57 Service Area
1/14/2022 10:35:12 AM	1/14/2022 10:40:15 AM	2022-167	611	NCR56	North Central Rural, Station 58 Service Area
1/14/2022 2:21:49 PM	1/14/2022 3:05:28 PM	2022-169	311	NCKer	North Central Kerman
1/14/2022 3:03:12 PM	1/14/2022 3:16:31 PM	2022-170	311	NCR56	North Central Rural, Station 56 Service Area
1/14/2022 8:08:14 PM	1/14/2022 9:57:35 PM	2022-176	322	NCBio	North Central Rural, Station 57 Service Area
1/14/2022 9:14:27 PM	1/14/2022 9:27:54 PM	2022-175	172	NCR58	North Central Rural, Station 58 Service Area

Percentage of incidents overlapping from total incidents in month,year. Compared incident time range as either Alarm to Cancel or Alarm to Clear for incidents that have either Cancel or Clear time recorded. Reviewed calls only. Group by date. Displays date, incident number, incident type (numeric only), zone, and station.



## OVERLAPPING INCIDENT DETAILS

ALARM	CLEAR/CANCEL	INCIDENT #	INCIDENT TYPE	STATION	ZONE
<b>1/15/2022</b>					
1/15/2022 12:55:06 PM	1/15/2022 1:23:14 PM	2022-183	550	NC59	North Central Metro Service Area
1/15/2022 1:11:59 PM	1/15/2022 1:23:50 PM	2022-182	311	NCKer	North Central Kerman
1/15/2022 6:29:12 PM	1/15/2022 7:18:47 PM	2022-187	412	NCBio	North Central Biola
1/15/2022 6:41:11 PM	1/15/2022 6:50:18 PM	2022-186	321	NC59	North Central Metro Service Area
<b>1/16/2022</b>					
1/16/2022 1:25:32 PM	1/16/2022 1:47:59 PM	2022-193	321	NCR58	North Central Rural, Station 58 Service Area
1/16/2022 1:38:35 PM	1/16/2022 1:41:55 PM	2022-192	611	NCBio	North Central Biola
1/16/2022 3:07:14 PM	1/16/2022 3:28:58 PM	2022-196	311	NCBio	North Central Rural, Station 57 Service Area
1/16/2022 3:21:13 PM	1/16/2022 3:27:59 PM	2022-197	611	NCBio	North Central Rural, Station 57 Service Area
<b>1/18/2022</b>					
1/18/2022 1:40:42 PM	1/18/2022 2:05:55 PM	2022-213	321	NCKer	North Central Kerman
1/18/2022 1:42:48 PM	1/18/2022 1:52:23 PM	2022-212	745	NC59	North Central Metro Service Area
1/18/2022 1:44:55 PM	1/18/2022 2:18:22 PM	2022-214	321	NCBio	North Central Rural, Station 57 Service Area
1/18/2022 3:07:48 PM	1/18/2022 3:31:47 PM	2022-216	321	NCKer	North Central Kerman
1/18/2022 3:16:25 PM	1/18/2022 3:22:15 PM	2022-215	611	NCKer	North Central Kerman
<b>1/19/2022</b>					
1/19/2022 9:08:56 PM	1/19/2022 9:51:33 PM	2022-228	321	North Central Automatic Aid	North Central Auto Aide Area
1/19/2022 9:46:37 PM	1/19/2022 10:01:54 PM	2022-229	321	NCBio	North Central Biola
<b>1/20/2022</b>					
1/20/2022 10:27:36 PM	1/20/2022 11:50:44 PM	2022-235	552	North Central Automatic Aid	North Central Auto Aide Area
1/20/2022 11:14:05 PM	1/21/2022 12:46:15 AM	2022-236	118	NCR58	Fresno City Auto/Mutal Aid
<b>1/21/2022</b>					
1/21/2022 9:17:05 AM	1/21/2022 9:28:08 AM	2022-239	311	NCKer	North Central Kerman
1/21/2022 9:24:05 AM	1/21/2022 9:42:42 AM	2022-240	412	NCKer	North Central Kerman
1/21/2022 3:12:41 PM	1/21/2022 4:07:07 PM	2022-246	550	NCKer	North Central Kerman
1/21/2022 3:13:42 PM	1/21/2022 3:24:13 PM	2022-244	311	NCKer	North Central Kerman
1/21/2022 4:03:25 PM	1/21/2022 4:16:41 PM	2022-247	311	NCKer	North Central Kerman
1/21/2022 4:05:22 PM	1/21/2022 4:10:28 PM	2022-245	322	NCR55	North Central Rural, Station 55 Service Area
1/21/2022 4:11:34 PM	1/21/2022 4:39:48 PM	2022-248	200	NCKer	North Central Kerman
1/21/2022 6:09:53 PM	1/21/2022 6:29:15 PM	2022-251	311	NCKer	North Central Kerman
1/21/2022 6:25:42 PM	1/21/2022 6:31:37 PM	2022-252	321	NC59	North Central Metro Service Area
1/21/2022 9:18:13 PM	1/21/2022 9:53:53 PM	2022-255	321	NCBio	North Central Rural, Station 57 Service Area
1/21/2022 9:36:26 PM	1/21/2022 9:52:51 PM	2022-256	321	NC59	North Central Metro Service Area
1/21/2022 11:54:31 PM	1/22/2022 12:17:44 AM	2022-258	321	NC59	North Central Metro Service Area

Percentage of incidents overlapping from total incidents in month, year. Compared incident time range as either Alarm to Cancel or Alarm to Clear for incidents that have either Cancel or Clear time recorded. Reviewed calls only. Group by date. Displays date, incident number, incident type (numeric only), zone, and station.



**OVERLAPPING INCIDENT DETAILS**

ALARM	CLEAR/CANCEL	INCIDENT #	INCIDENT TYPE	STATION	ZONE
<b>1/22/2022</b>					
1/22/2022 12:04:09 AM	1/22/2022 12:13:44 AM	2022-257	651	NC59	North Central Metro Service Area
1/22/2022 8:45:09 AM	1/22/2022 9:21:45 AM	2022-262	322	NCR56	North Central Rural, Station 56 Service Area
1/22/2022 8:46:44 AM	1/22/2022 8:56:07 AM	2022-261	311	NCKer	North Central Kerman
1/22/2022 11:13:13 PM	1/22/2022 11:35:03 PM	2022-272	321	North Central Automatic Aid	Fresno City Auto/Mutal Aid
1/22/2022 11:16:05 PM	1/22/2022 11:30:17 PM	2022-271	311	NCBio	North Central Rural, Station 57 Service Area
<b>1/23/2022</b>					
1/23/2022 6:57:10 PM	1/23/2022 7:07:36 PM	2022-281	151	NCR56	North Central Rural, Station 56 Service Area
1/23/2022 7:00:45 PM	1/23/2022 7:07:23 PM	2022-280	311	NC59	North Central Metro Service Area
<b>1/25/2022</b>					
1/25/2022 12:58:54 AM	1/25/2022 1:25:42 AM	2022-297	311	NCKer	North Central Kerman
1/25/2022 1:22:24 AM	1/25/2022 1:35:19 AM	2022-298	321	North Central Automatic Aid	North Central Auto Aide Area
1/25/2022 10:34:40 AM	1/25/2022 10:55:13 AM	2022-302	321	NCKer	North Central Kerman
1/25/2022 10:41:06 AM	1/25/2022 10:55:38 AM	2022-301	311	NCKer	North Central Kerman
1/25/2022 10:52:12 AM	1/25/2022 11:13:51 AM	2022-304	311	NCKer	North Central Kerman
1/25/2022 11:02:38 AM	1/25/2022 11:39:19 AM	2022-303	321	NC59	North Central Metro Service Area
1/25/2022 11:26:09 AM	1/25/2022 11:34:21 AM	2022-305	611	NC59	North Central Metro Service Area
1/25/2022 5:27:23 PM	1/25/2022 6:50:38 PM	2022-310	735	NC59	North Central Metro Service Area
1/25/2022 5:46:22 PM	1/25/2022 5:48:01 PM	2022-308	311	NCKer	North Central Kerman
1/25/2022 5:53:47 PM	1/25/2022 6:07:16 PM	2022-309	321	NC59	North Central Metro Service Area
1/25/2022 6:43:00 PM	1/25/2022 6:57:00 PM	2022-311	311	NCKer	North Central Kerman
1/25/2022 6:53:56 PM	1/25/2022 7:10:45 PM	2022-312	311	NCKer	North Central Kerman
1/25/2022 8:20:37 PM	1/25/2022 8:45:18 PM	2022-314	321	NC59	North Central Metro Service Area
1/25/2022 8:30:36 PM	1/25/2022 9:07:21 PM	2022-315	321	NCR56	North Central Rural, Station 56 Service Area
<b>1/26/2022</b>					
1/26/2022 6:57:15 PM	1/26/2022 7:28:42 PM	2022-325	100	Fresno County Auto Aid	Fresno County AutoAid
1/26/2022 7:11:55 PM	1/26/2022 7:13:40 PM	2022-324	571	NCKer	North Central Kerman
1/26/2022 7:16:48 PM	1/26/2022 7:58:07 PM	2022-326	321	NCR58	North Central Rural, Station 58 Service Area
1/26/2022 7:48:09 PM	1/26/2022 8:08:12 PM	2022-327	352	NC59	North Central Metro Service Area
1/26/2022 9:36:31 PM	1/26/2022 9:44:22 PM	2022-330	311	NCKer	North Central Kerman
1/26/2022 9:40:31 PM	1/26/2022 10:12:15 PM	2022-331	311	NCKer	North Central Kerman
1/26/2022 10:09:44 PM	1/26/2022 10:23:35 PM	2022-332	311	NCKer	North Central Kerman
<b>1/27/2022</b>					
1/27/2022 3:05:51 PM	1/27/2022 3:12:05 PM	2022-341	734	NC59	North Central Metro Service Area
1/27/2022 3:05:57 PM	1/27/2022 3:14:23 PM	2022-340	324	NCKer	North Central Kerman

Percentage of incidents overlapping from total incidents in month, year. Compared incident time range as either Alarm to Cancel or Alarm to Clear for incidents that have either Cancel or Clear time recorded. Reviewed calls only. Group by date. Displays date, incident number, incident type (numeric only), zone, and station.

## OVERLAPPING INCIDENT DETAILS

ALARM	CLEAR/CANCEL	INCIDENT #	INCIDENT TYPE	STATION	ZONE
1/27/2022 4:06:59 PM	1/27/2022 4:20:31 PM	2022-343	311	NCR55	North Central Rural, Station 55 Service Area
1/27/2022 4:09:18 PM	1/27/2022 4:19:23 PM	2022-342	321	NCR58	North Central Rural, Station 58 Service Area
1/27/2022 4:41:56 PM	1/27/2022 5:16:29 PM	2022-345	321	North Central Automatic Aid	North Central Auto Aide Area
1/27/2022 4:58:56 PM	1/27/2022 5:09:44 PM	2022-344	600	NCKer	North Central Kerman
1/27/2022 6:25:51 PM	1/27/2022 6:37:15 PM	2022-346	321	NC59	North Central Metro Service Area
1/27/2022 6:29:05 PM	1/27/2022 6:44:07 PM	2022-347	321	North Central Automatic Aid	North Central Auto Aide Area
<b>1/28/2022</b>					
1/28/2022 9:09:45 AM	1/28/2022 9:31:45 AM	2022-351	311	NCBio	North Central Rural, Station 58 Service Area
1/28/2022 9:11:03 AM	1/28/2022 9:19:56 AM	2022-350	311	North Central Automatic Aid	North Central Auto Aide Area
1/28/2022 9:31:05 AM	1/28/2022 9:44:28 AM	2022-352	321	NCKer	North Central Kerman
1/28/2022 6:20:22 PM	1/28/2022 6:36:27 PM	2022-357	321	NCR55	North Central Rural, Station 55 Service Area
1/28/2022 6:34:35 PM	1/28/2022 6:45:20 PM	2022-358	118	North Central Automatic Aid	North Central Auto Aide Area
<b>1/29/2022</b>					
1/29/2022 7:53:23 AM	1/29/2022 8:01:31 AM	2022-361	324	NCKer	North Central Kerman
1/29/2022 7:58:58 AM	1/29/2022 8:25:16 AM	2022-363	321	NCR55	North Central Rural, Station 55 Service Area
1/29/2022 8:06:49 AM	1/29/2022 8:19:57 AM	2022-362	611	NCBio	North Central Kerman
1/29/2022 4:24:31 PM	1/29/2022 4:51:27 PM	2022-368	321	NC59	North Central Metro Service Area
1/29/2022 4:25:40 PM	1/29/2022 5:03:47 PM	2022-369	311	NCR58	North Central Rural, Station 58 Service Area
<b>1/30/2022</b>					
1/30/2022 12:12:18 PM	1/30/2022 12:33:37 PM	2022-381	321	NCKer	North Central Kerman
1/30/2022 12:14:43 PM	1/30/2022 12:23:44 PM	2022-380	651	North Central Automatic Aid	North Central Auto Aide Area
1/30/2022 4:08:26 PM	1/30/2022 5:04:19 PM	2022-385	151	NCR56	North Central Rural, Station 58 Service Area
1/30/2022 4:51:00 PM	1/30/2022 4:57:51 PM	2022-384	321	NCKer	North Central Kerman
<b>1/31/2022</b>					
1/31/2022 5:57:05 AM	1/31/2022 7:02:39 AM	2022-391	160	Fresno County Auto Aid	Fresno County AutoAid
1/31/2022 6:03:42 AM	1/31/2022 7:13:20 AM	2022-392	131	NCKer	North Central Kerman
1/31/2022 6:07:27 AM	1/31/2022 6:09:35 AM	2022-390	611	NCKer	North Central Kerman

Percentage of incidents overlapping from total incidents in month,year. Compared incident time range as either Alarm to Cancel or Alarm to Clear for incidents that have either Cancel or Clear time recorded. Reviewed calls only. Group by date. Displays date, incident number, incident type (numeric only), zone, and station.



# North Central Fire Protection District

Kerman, CA

This report was generated on 2/4/2022 12:50:30 PM



## Count of Overlapping Incidents for Station for Date Range (In Service Time Used)

Incident Status(s): All Incident Statuses | Station(s): NCKer | Start Date: 01/01/2022 | End Date: 01/31/2022

OVERLAPPING COUNT	PERCENT OVERLAPPING	TOTAL
18	13.53 %	133

## OVERLAPPING INCIDENT DETAILS (ALARM TO IN SERVICE)

ALARM	IN SERVICE	INCIDENT NUMBER	INCIDENT TYPE	ZONE
<b>1/18/2022</b>				
1/18/2022 3:16:25 PM	1/18/2022 3:22:15 PM	2022-215	611	North Central Kerman
1/18/2022 3:07:48 PM	1/18/2022 3:31:47 PM	2022-216	321	North Central Kerman
<b>1/21/2022</b>				
1/21/2022 9:17:05 AM	1/21/2022 9:28:08 AM	2022-239	311	North Central Kerman
1/21/2022 9:24:05 AM	1/21/2022 9:42:42 AM	2022-240	412	North Central Kerman
1/21/2022 3:13:42 PM	1/21/2022 3:24:13 PM	2022-244	311	North Central Kerman
1/21/2022 3:12:41 PM	1/21/2022 4:07:07 PM	2022-246	550	North Central Kerman
1/21/2022 4:03:25 PM	1/21/2022 4:16:41 PM	2022-247	311	North Central Kerman
1/21/2022 4:11:34 PM	1/21/2022 4:39:48 PM	2022-248	200	North Central Kerman
<b>1/25/2022</b>				
1/25/2022 10:41:06 AM	1/25/2022 10:55:38 AM	2022-301	311	North Central Kerman
1/25/2022 10:34:40 AM	1/25/2022 10:55:13 AM	2022-302	321	North Central Kerman
1/25/2022 10:52:12 AM	1/25/2022 11:13:51 AM	2022-304	311	North Central Kerman
1/25/2022 6:43:00 PM	1/25/2022 6:57:00 PM	2022-311	311	North Central Kerman
1/25/2022 6:53:56 PM	1/25/2022 7:10:45 PM	2022-312	311	North Central Kerman
<b>1/26/2022</b>				
1/26/2022 9:36:31 PM	1/26/2022 9:44:22 PM	2022-330	311	North Central Kerman
1/26/2022 9:40:31 PM	1/26/2022 10:12:15 PM	2022-331	311	North Central Kerman
1/26/2022 10:09:44 PM	1/26/2022 10:23:35 PM	2022-332	311	North Central Kerman
<b>1/31/2022</b>				
1/31/2022 6:07:27 AM	1/31/2022 6:09:35 AM	2022-390	611	North Central Kerman
1/31/2022 6:03:42 AM	1/31/2022 7:13:20 AM	2022-392	131	North Central Kerman

Incident time range is difference between 'Alarm' and 'In Service' time stamps (both must be present). If multiple apparatus respond, 'In Service' taken from final apparatus to leave. Results grouped by date.



# North Central Fire Protection District

Kerman, CA

This report was generated on 2/4/2022 12:52:14 PM



## Count of Overlapping Incidents for Station for Date Range (In Service Time Used)

Incident Status(s): All Incident Statuses | Station(s): NCR58 | Start Date: 01/01/2022 | End Date: 01/31/2022

OVERLAPPING COUNT	PERCENT OVERLAPPING	TOTAL
0	NaN %	

## OVERLAPPING INCIDENT DETAILS (ALARM TO IN SERVICE)

ALARM	IN SERVICE	INCIDENT NUMBER	INCIDENT TYPE	ZONE
-------	------------	-----------------	---------------	------

Incident time range is difference between 'Alarm' and 'In Service' time stamps (both must be present). If multiple apparatus respond, 'In Service' taken from final apparatus to leave. Results grouped by date.



# North Central Fire Protection District

Kerman, CA

This report was generated on 2/4/2022 12:53:16 PM



## Mutual or Automatic Aid Given by FDID for Incident Type for Date Range

Incident Type(s): All Incident Types | Start Date: 01/01/2022 | End Date: 01/31/2022

INCIDENT NUMBER	INCIDENT DATE	LOCATION	AID TYPE	INCIDENT TYPE
<b>FDID: 10032 - Fresno County</b>				
2022-31	01/03/2022	162 ELM AVE	Mutual aid given	611 - Dispatched & cancelled en route
2022-51	01/05/2022	McMullin Grade	Mutual aid given	322 - Motor vehicle accident with injuries
2022-66	01/07/2022	145 ASH AVE	Automatic aid given	321 - EMS call, excluding vehicle accident with injury
2022-98	01/09/2022	3727 W ANNADALE AVE	Automatic aid given	121 - Fire in mobile home used as fixed residence
2022-123	01/11/2022	1498 S VALENTINE AVE	Automatic aid given	321 - EMS call, excluding vehicle accident with injury
2022-198	01/16/2022	203 ASH AVE	Automatic aid given	700 - False alarm or false call, other
2022-221	01/19/2022	614 GARCIA ST	Automatic aid given	611 - Dispatched & cancelled en route
2022-325	01/26/2022	W Whitesbridge RD	Mutual aid given	100 - Fire, other
2022-334	01/27/2022	W Whitesbridge RD	Mutual aid given	611 - Dispatched & cancelled en route
2022-336	01/27/2022	9088 LOGGINS DR	Mutual aid given	611 - Dispatched & cancelled en route
2022-391	01/31/2022	8479 S MADERA AVE	Automatic aid given	160 - Special outside fire, other

Count of Calls for FDID 10032 - Fresno County : 11

Report pulls data from Basic Info 5 (Mutual Aid Given Box) and if available, matches FDID to Neighboring Agency's FDID in Neighboring Agency list in the Administration Module. If missing, Report will only display FDID of Agency.



emergencyreporting.com

Doc Id: 1616

Page # 1 of 1

# North Central Fire Protection District

Kerman, CA

This report was generated on 2/4/2022 12:54:21 PM



## Mutual or Automatic Aid Received by FDID for Incident Type for Date Range

Incident Type(s): All Incident Types | Start Date: 01/01/2022 | End Date: 01/31/2022

INCIDENT	INCIDENT DATE	LOCATION	AID TYPE	INCIDENT TYPE
<b>FDID: 10030 - Total Calls: 111</b>				
2022-287	01/24/2022	W Santa Ana AVE	Automatic aid received	100 - Fire, other
2022-27	01/02/2022	4769 W HAMMOND AVE	Automatic aid received	111 - Building fire
2022-236	01/20/2022	3259 N VALENTINE AVE	Automatic aid received	118 - Trash or rubbish fire, contained
2022-358	01/28/2022	2575 N VALENTINE AVE	Automatic aid received	118 - Trash or rubbish fire, contained
2022-388	01/30/2022	1216 N Marks AVE	Automatic aid received	151 - Outside rubbish, trash or waste fire
2022-130	01/11/2022	W Bullard AVE	Automatic aid received	160 - Special outside fire, other
2022-174	01/14/2022	3280 W OLIVE AVE	Automatic aid received	160 - Special outside fire, other
2022-399	01/31/2022	N Lafayette AVE	Automatic aid received	160 - Special outside fire, other
2022-90	01/08/2022	6639 N PARKWAY DR	Automatic aid received	160 - Special outside fire, other
2022-1	01/01/2022	4872 N GLENN AVE	Automatic aid received	243 - Fireworks explosion (no fire)
2022-101	01/10/2022	5745 N VAN NESS BLVD	Automatic aid received	311 - Medical assist, assist EMS crew
2022-111	01/10/2022	6753 N PLEASANT AVE	Automatic aid received	311 - Medical assist, assist EMS crew
2022-117	01/11/2022	1075 W ROBERTS AVE	Automatic aid received	311 - Medical assist, assist EMS crew
2022-118	01/11/2022	4532 N DEL MAR AVE	Automatic aid received	311 - Medical assist, assist EMS crew
2022-122	01/11/2022	2589 W BULLARD AVE	Automatic aid received	311 - Medical assist, assist EMS crew
2022-188	01/15/2022	5167 N PLEASANT AVE	Automatic aid received	311 - Medical assist, assist EMS crew
2022-190	01/16/2022	6685 N PLEASANT AVE	Automatic aid received	311 - Medical assist, assist EMS crew
2022-266	01/22/2022	4666 N GLENN AVE	Automatic aid received	311 - Medical assist, assist EMS crew
2022-274	01/23/2022	48 E BELLAIRE WAY	Automatic aid received	311 - Medical assist, assist EMS crew

Only Completed or Reviewed incidents included. Report pulls information from "Neighboring Agencies" in Administration module.



2022-276	01/23/2022	6391 N DEL MAR AVE	Automatic aid received	311 - Medical assist, assist EMS crew
2022-279	01/23/2022	154 E BUCKINGHAM WAY	Automatic aid received	311 - Medical assist, assist EMS crew
2022-280	01/23/2022	136 E SUSSEX WAY	Automatic aid received	311 - Medical assist, assist EMS crew
2022-283	01/23/2022	3970 N SANTA FE AVE	Automatic aid received	311 - Medical assist, assist EMS crew
2022-348	01/27/2022	5070 N MAROA AVE	Automatic aid received	311 - Medical assist, assist EMS crew
2022-350	01/28/2022	2146 W DUDLEY AVE	Automatic aid received	311 - Medical assist, assist EMS crew
2022-355	01/28/2022	1837 N CORNELIA AVE	Automatic aid received	311 - Medical assist, assist EMS crew
2022-360	01/28/2022	2053 N HAYES AVE	Automatic aid received	311 - Medical assist, assist EMS crew
2022-366	01/29/2022	4532 N DEL MAR AVE	Automatic aid received	311 - Medical assist, assist EMS crew
2022-44	01/04/2022	4734 N DEL MAR AVE	Automatic aid received	311 - Medical assist, assist EMS crew
2022-69	01/07/2022	W Clinton AVE	Automatic aid received	311 - Medical assist, assist EMS crew
2022-105	01/10/2022	7034 W RIALTO AVE	Automatic aid received	321 - EMS call, excluding vehicle accident with injury
2022-114	01/10/2022	3586 W OLIVE AVE	Automatic aid received	321 - EMS call, excluding vehicle accident with injury
2022-126	01/11/2022	5770 W HAMPTON WAY	Automatic aid received	321 - EMS call, excluding vehicle accident with injury
2022-136	01/12/2022	7505 N CHARLES AVE	Automatic aid received	321 - EMS call, excluding vehicle accident with injury
2022-139	01/12/2022	1015 E INDIANAPOLIS AVE	Automatic aid received	321 - EMS call, excluding vehicle accident with injury
2022-141	01/12/2022	7061 W TENAYA AVE	Automatic aid received	321 - EMS call, excluding vehicle accident with injury
2022-144	01/12/2022	3933 N SAFFORD AVE	Automatic aid received	321 - EMS call, excluding vehicle accident with injury
2022-148	01/12/2022	W SHAW AVE	Automatic aid received	321 - EMS call, excluding vehicle accident with injury
2022-156	01/13/2022	5300 N COLONIAL AVE	Automatic aid received	321 - EMS call, excluding vehicle accident with injury
2022-159	01/13/2022	1549 W MENLO AVE	Automatic aid received	321 - EMS call, excluding vehicle accident with injury
2022-162	01/14/2022	4911 N GLENN AVE	Automatic aid received	321 - EMS call, excluding vehicle accident with injury
2022-171	01/14/2022	1015 E INDIANAPOLIS AVE	Automatic aid received	321 - EMS call, excluding vehicle accident with injury
2022-172	01/14/2022	2706 W BELMONT AVE	Automatic aid received	321 - EMS call, excluding vehicle accident with injury
2022-186	01/15/2022	2635 W BULLARD AVE	Automatic aid received	321 - EMS call, excluding vehicle accident with injury
2022-207	01/18/2022	1435 W TWAIN AVE	Automatic aid received	321 - EMS call, excluding vehicle accident with injury

Only Completed or Reviewed incidents included. Report pulls information from "Neighboring Agencies" in Administration module.





2022-219	01/19/2022	6095 N BUNGALOW LN	Automatic aid received	321 - EMS call, excluding vehicle accident with injury
2022-22	01/02/2022	524 W ROBERTS AVE	Automatic aid received	321 - EMS call, excluding vehicle accident with injury
2022-225	01/19/2022	6301 N SAN PABLO AVE	Automatic aid received	321 - EMS call, excluding vehicle accident with injury
2022-227	01/19/2022	377 W STUART AVE	Automatic aid received	321 - EMS call, excluding vehicle accident with injury
2022-228	01/19/2022	5794 W MCKINLEY AVE	Automatic aid received	321 - EMS call, excluding vehicle accident with injury
2022-23	01/02/2022	6110 N PLEASANT AVE	Automatic aid received	321 - EMS call, excluding vehicle accident with injury
2022-230	01/20/2022	5627 N KAVANAGH AVE	Automatic aid received	321 - EMS call, excluding vehicle accident with injury
2022-25	01/02/2022	525 W SAN JOSE AVE	Automatic aid received	321 - EMS call, excluding vehicle accident with injury
2022-252	01/21/2022	5615 N VAN NESS BLVD	Automatic aid received	321 - EMS call, excluding vehicle accident with injury
2022-256	01/21/2022	1158 W SAN RAMON AVE	Automatic aid received	321 - EMS call, excluding vehicle accident with injury
2022-258	01/21/2022	5120 N WISHON AVE	Automatic aid received	321 - EMS call, excluding vehicle accident with injury
2022-263	01/22/2022	4712 W SHIELDS AVE	Automatic aid received	321 - EMS call, excluding vehicle accident with injury
2022-265	01/22/2022	4695 W ANDREWS AVE	Automatic aid received	321 - EMS call, excluding vehicle accident with injury
2022-28	01/03/2022	1085 N BRAWLEY AVE	Automatic aid received	321 - EMS call, excluding vehicle accident with injury
2022-286	01/24/2022	3145 N HAYES AVE	Automatic aid received	321 - EMS call, excluding vehicle accident with injury
2022-296	01/24/2022	5781 W ASHLAN AVE	Automatic aid received	321 - EMS call, excluding vehicle accident with injury
2022-298	01/25/2022	2005 W DUDLEY AVE	Automatic aid received	321 - EMS call, excluding vehicle accident with injury
2022-303	01/25/2022	W Sierra AVE	Automatic aid received	321 - EMS call, excluding vehicle accident with injury
2022-307	01/25/2022	3513 W CLINTON AVE	Automatic aid received	321 - EMS call, excluding vehicle accident with injury
2022-309	01/25/2022	1145 E SAN GABRIEL AVE	Automatic aid received	321 - EMS call, excluding vehicle accident with injury
2022-314	01/25/2022	1145 E SAN GABRIEL AVE	Automatic aid received	321 - EMS call, excluding vehicle accident with injury
2022-32	01/03/2022	2505 W BULLARD AVE	Automatic aid received	321 - EMS call, excluding vehicle accident with injury
2022-329	01/26/2022	4765 N VAGEDES AVE	Automatic aid received	321 - EMS call, excluding vehicle accident with injury
2022-34	01/03/2022	5120 N WISHON AVE	Automatic aid received	321 - EMS call, excluding vehicle accident with injury
2022-346	01/27/2022	246 W SAMPLE AVE	Automatic aid received	321 - EMS call, excluding vehicle accident with injury
2022-347	01/27/2022	3760 W DUDLEY AVE	Automatic aid received	321 - EMS call, excluding vehicle accident with injury

Only Completed or Reviewed incidents included. Report pulls information from "Neighboring Agencies" in Administration module.





2022-36	01/03/2022	3734 W CLINTON AVE	Automatic aid received	321 - EMS call, excluding vehicle accident with injury
2022-368	01/29/2022	4272 W ALLUVIAL AVE	Automatic aid received	321 - EMS call, excluding vehicle accident with injury
2022-37	01/04/2022	4678 N GLENN AVE	Automatic aid received	321 - EMS call, excluding vehicle accident with injury
2022-373	01/29/2022	1476 W CALIMYRNA AVE	Automatic aid received	321 - EMS call, excluding vehicle accident with injury
2022-374	01/29/2022	4909 N GLENN AVE	Automatic aid received	321 - EMS call, excluding vehicle accident with injury
2022-376	01/29/2022	2634 W BELMONT AVE	Automatic aid received	321 - EMS call, excluding vehicle accident with injury
2022-38	01/04/2022	4735 N DEL MAR AVE	Automatic aid received	321 - EMS call, excluding vehicle accident with injury
2022-387	01/30/2022	7 E SWIFT AVE	Automatic aid received	321 - EMS call, excluding vehicle accident with injury
2022-4	01/01/2022	362 W STUART AVE	Automatic aid received	321 - EMS call, excluding vehicle accident with injury
2022-46	01/05/2022	974 N MONTE AVE	Automatic aid received	321 - EMS call, excluding vehicle accident with injury
2022-52	01/05/2022	3828 N HAYES AVE	Automatic aid received	321 - EMS call, excluding vehicle accident with injury
2022-55	01/06/2022	5283 N PLEASANT AVE	Automatic aid received	321 - EMS call, excluding vehicle accident with injury
2022-64	01/07/2022	929 E GETTYSBURG AVE	Automatic aid received	321 - EMS call, excluding vehicle accident with injury
2022-68	01/07/2022	2826 W BELMONT AVE	Automatic aid received	321 - EMS call, excluding vehicle accident with injury
2022-75	01/07/2022	6540 N ROOSEVELT AVE	Automatic aid received	321 - EMS call, excluding vehicle accident with injury
2022-79	01/08/2022	6138 N CALAVERAS ST	Automatic aid received	321 - EMS call, excluding vehicle accident with injury
2022-8	01/01/2022	6663 N WOODSON AVE	Automatic aid received	321 - EMS call, excluding vehicle accident with injury
2022-81	01/08/2022	362 W STUART AVE	Automatic aid received	321 - EMS call, excluding vehicle accident with injury
2022-85	01/08/2022	6770 N PLEASANT AVE	Automatic aid received	321 - EMS call, excluding vehicle accident with injury
2022-92	01/09/2022	W SHAW AVE	Automatic aid received	321 - EMS call, excluding vehicle accident with injury
2022-93	01/09/2022	7034 W RIALTO AVE	Automatic aid received	321 - EMS call, excluding vehicle accident with injury
2022-96	01/09/2022	4884 N GLENN AVE	Automatic aid received	321 - EMS call, excluding vehicle accident with injury
2022-327	01/26/2022	W Barstow AVE	Automatic aid received	352 - Extrication of victim(s) from vehicle
2022-120	01/11/2022	4487 N ARTHUR AVE	Automatic aid received	445 - Arcing, shorted electrical equipment
2022-285	01/24/2022	3252 W MCKINLEY AVE	Automatic aid received	531 - Smoke or odor removal
2022-183	01/15/2022	6136 N FRUIT AVE	Automatic aid received	550 - Public service assistance, other

Only Completed or Reviewed incidents included. Report pulls information from "Neighboring Agencies" in Administration module.



2022-339	01/27/2022	458 W SCOTT AVE	Automatic aid received	550 - Public service assistance, other
2022-83	01/08/2022	3109 W MCKINLEY AVE	Automatic aid received	550 - Public service assistance, other
2022-115	01/11/2022	2589 W BULLARD AVE	Automatic aid received	611 - Dispatched & cancelled en route
2022-305	01/25/2022	377 W STUART AVE	Automatic aid received	611 - Dispatched & cancelled en route
2022-195	01/16/2022	3222 W FLORADORA AVE	Automatic aid received	651 - Smoke scare, odor of smoke
2022-257	01/22/2022	W Shaw AVE	Automatic aid received	651 - Smoke scare, odor of smoke
2022-354	01/28/2022	N FRUIT AVE	Automatic aid received	651 - Smoke scare, odor of smoke
2022-380	01/30/2022	1641 N VALENTINE AVE	Automatic aid received	651 - Smoke scare, odor of smoke
2022-9	01/01/2022	2448 N VALENTINE AVE	Automatic aid received	651 - Smoke scare, odor of smoke
2022-149	01/13/2022	6097 N HARRISON AVE	Automatic aid received	733 - Smoke detector activation due to malfunction
2022-150	01/13/2022	411 W VARTIKIAN AVE	Automatic aid received	733 - Smoke detector activation due to malfunction
2022-341	01/27/2022	5275 N MAROA AVE	Automatic aid received	734 - Heat detector activation due to malfunction
2022-310	01/25/2022	1416 W TWAIN AVE	Automatic aid received	735 - Alarm system sounded due to malfunction
2022-212	01/18/2022	1465 W MORRIS AVE	Automatic aid received	745 - Alarm system activation, no fire - unintentional
<b>FDID: 10032 - Total Calls: 2</b>				
2022-82	01/08/2022	7221 S JAMESON AVE	Automatic aid received	111 - Building fire
2022-129	01/11/2022	S Brawley AVE	Automatic aid received	352 - Extrication of victim(s) from vehicle
<b>FDID: Unknown - Total Calls: 3</b>				
2022-161	01/14/2022	2557 N VALENTINE AVE	Automatic aid received	151 - Outside rubbish, trash or waste fire
2022-217	01/18/2022	1296 W STUART AVE	Automatic aid received	321 - EMS call, excluding vehicle accident with injury
2022-396	01/31/2022	5659 N PLEASANT AVE	Automatic aid received	744 - Detector activation, no fire - unintentional

Only Completed or Reviewed incidents included. Report pulls information from "Neighboring Agencies" in Administration module.





**NORTH CENTRAL FIRE PROTECTION DISTRICT**

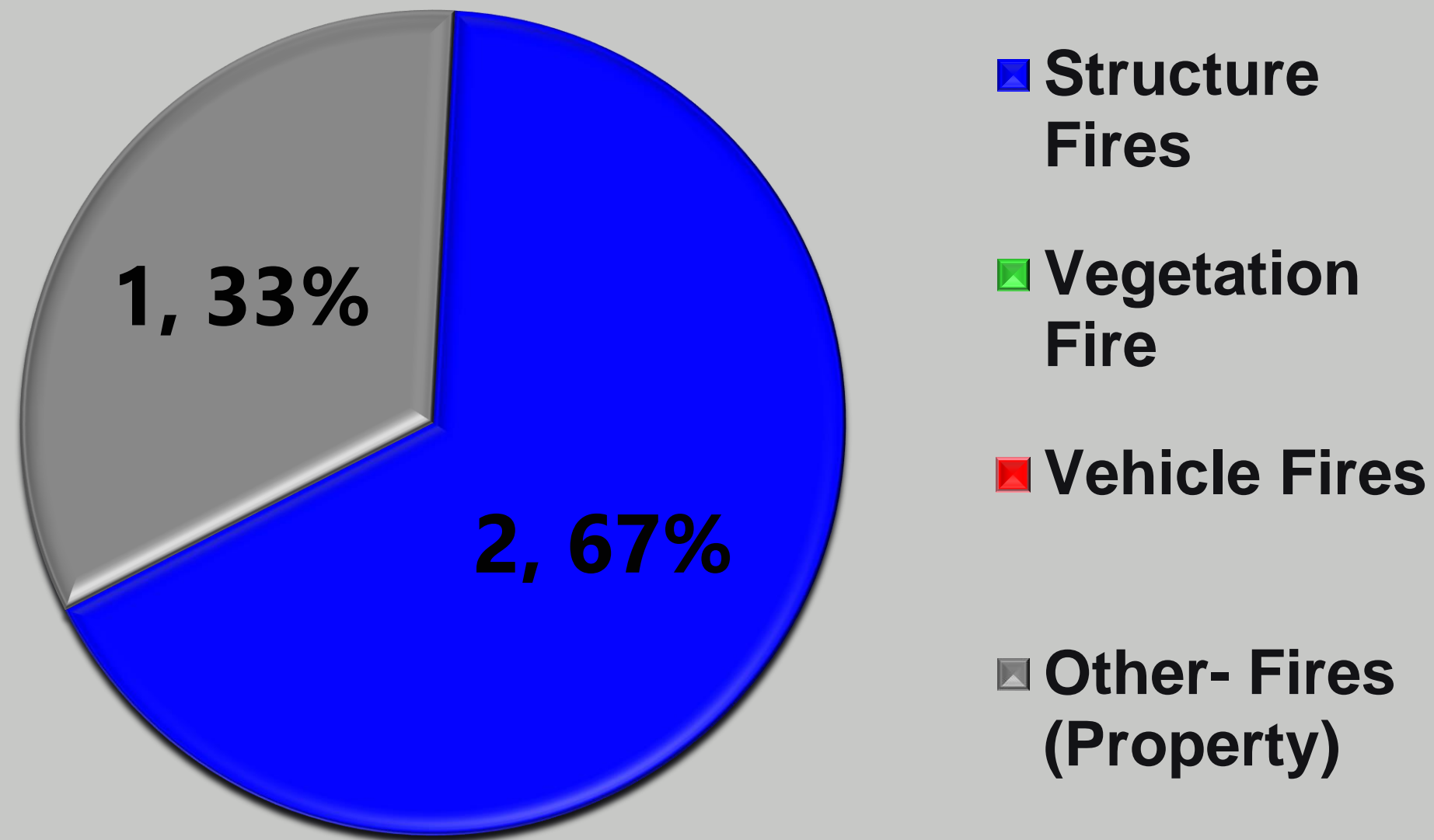
**Fire Chief:** Timothy V. Henry, CFO, EFO

## Fire Investigations

TYPE OF FIRE / INCIDENT	DATE OF INCIDENT	LOCATION OF INCIDENT	ZONE	INVESTIGATION STATUS	INVESTIGATION CLASSIFICATION	NOTES
Structure Fire	1/2/2022	4769 W Hammond Ave.	NCAA	Closed	Accidental	Electrical Fire
Structure Fire	1/8/2022	7221 S Jameson Ave	NCRural	Open	Incendiary	Cheese Factory - Arson, Identified Person of Interest
Property Fire	1/20/2022	3255 W Floradora Ave	NCAA	Open	Incendiary	Suspect fire bomb (2) res. 2nd Fire at this location. Suspect at large.
<b>TOTAL: Fire Investigations</b>						<b>03</b>

# District Overall Fire Investigation Statistics for January 2022

## INVESTIGATIONS BY TYPE



## DOLLAR LOSS

**\$3,000,000.00**

## Hours Spent on Investigations

**76**

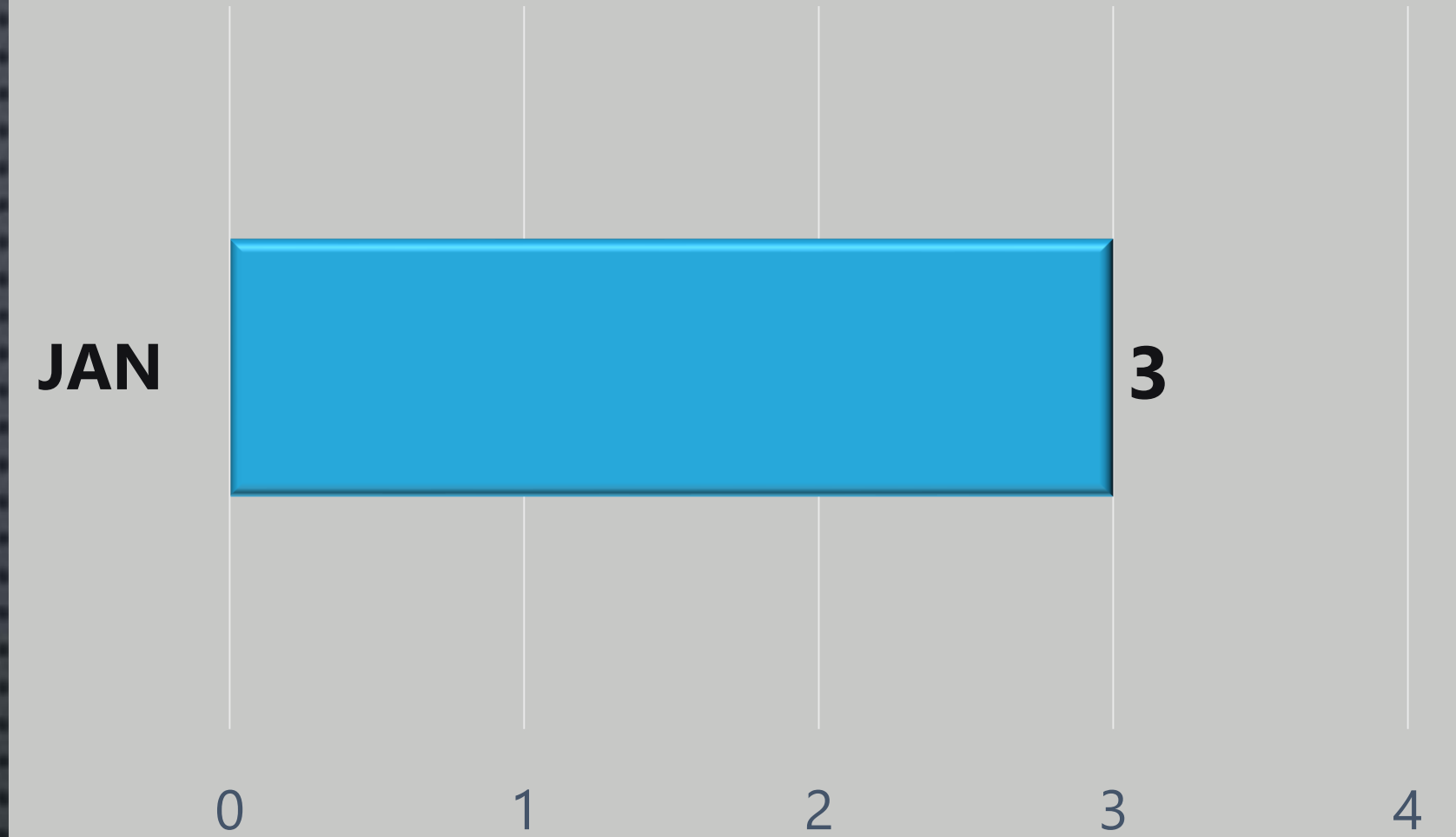
**00 Injuries**

**00 Fatalities**

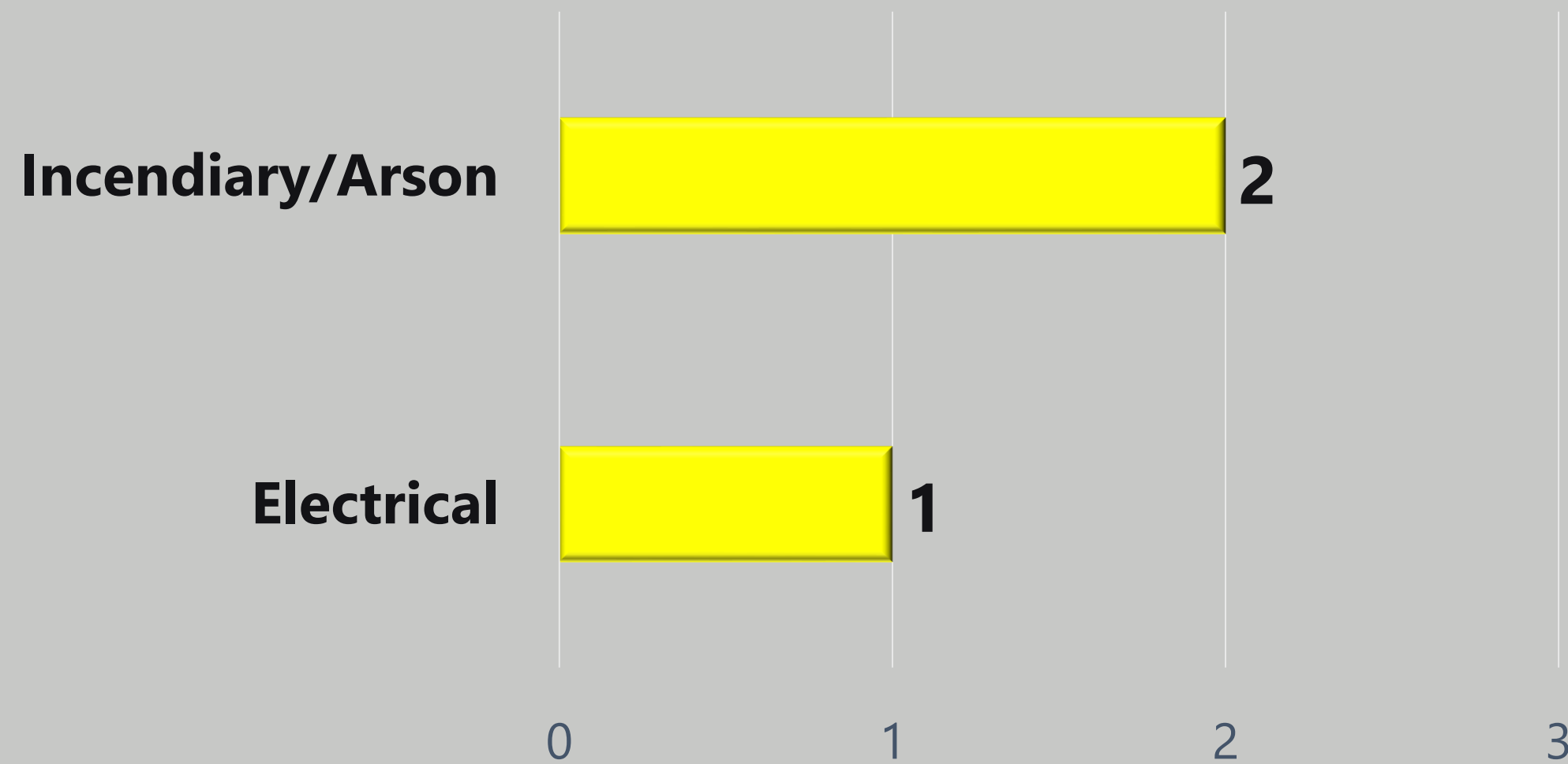
**27 Field Hours**

**49 Office Hours**

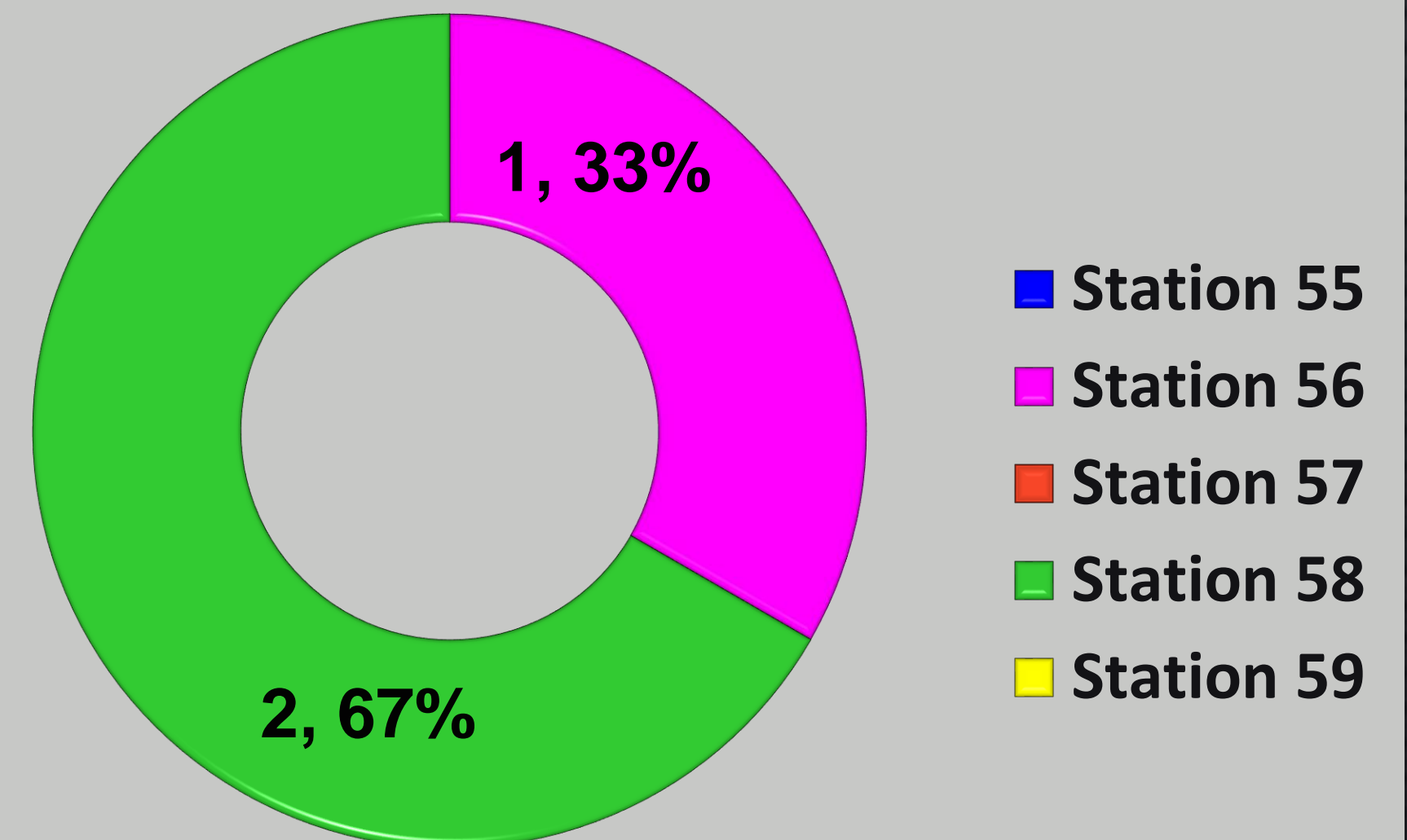
## INVESTIGATION COUNT PER MONTH



## INVESTIGATION CLASSIFICATION/CAUSE



## % OF INVESTIGATIONS BY 1<sup>ST</sup> IN STATION







**Fire Chief:** Timothy V. Henry, CFO, EFO

## Code Violations / Enforcement

TYPE OF CASE	DATE OF CASE	LOCATION OF INCIDENT	ISSUE / OFFENSE	NOTES
Code Enforcement	01/27/2022	566 S. Madera Ave, Kerman	Illegal Occupancy	homeless living on site w/ no Occupancy issued. NCFD to suspend Construction Permit
<b>TOTAL: CODE VIOLATION / ENFORCEMENT</b>				<b>01</b>

## Plan Reviews Received Last Month - 31

Project	Location	Occupancy Type	Sq. Feet
<b>Gebreab Home Addion &amp; Remodel</b>	<b>1138 E Indianapolis Ave</b>		
Permit: Site Plan Review - Residential	Plans Received: 1/3/2022	Days in Process: 29	Status: Pending
<b>James Dicks</b>	<b>6037 W Belmont Ave</b>		
Permit: Site Plan Review - Residential	Plans Received: 1/3/2022	Days in Process: 29	Status: Pending
<b>Robert Newton</b>	<b>5279 W Clinton Ave</b>		
Permit: Site Plan Review - Residential	Plans Received: 1/3/2022	Days in Process: 29	Status: Pending
<b>Century Communities-Crossings II Lot 104</b>	<b>246 Burgundy Ave</b>		
Permit: Sprinkler Residential	Plans Received: 1/4/2022	Days in Process: 0	Status: Finaled
<b>Century Communities-Crossings II Lot 103</b>	<b>236 Burgundy Ave</b>		
Permit: Sprinkler Residential	Plans Received: 1/4/2022	Days in Process: 0	Status: Finaled
<b>Buttonwillow Warehouse (large storage building)</b>	<b>1403 W Industrial Ave</b>		
Permit: Site Plan Review - Commercial	Plans Received: 1/4/2022	Days in Process: 28	Status: Pending
<b>Century Communties - Crossings II (Lot 10)</b>	<b>14343 W San Joaquin Ave</b>		
Permit: Sprinkler Residential	Plans Received: 1/4/2022	Days in Process: 28	Status: Pending
<b>Century Communities-Crossings II Lot 37</b>	<b>194 S Karen Ave</b>		
Permit: Sprinkler Residential	Plans Received: 1/4/2022	Days in Process: 0	Status: Finaled
<b>Buttonwillow Warehouse (large storage building)</b>	<b>1403 W Industrial Ave</b>		
Permit: Site Plan Review - Commercial	Plans Received: 1/4/2022	Days in Process: 28	Status: Pending
<b>Century Communities-Crossings II Lot 16</b>	<b>173 S Karen Ave</b>		
Permit: Sprinkler Residential	Plans Received: 1/4/2022	Days in Process: 0	Status: Finaled

Project	Location	Occupancy Type	Sq. Feet
<b>Century Communities-Crossings II Lot 15</b>	<b>183 S Karen Ave</b>		
Permit: Sprinkler Residential	Plans Received: 1/4/2022	Days in Process: 0	Status: Finaled
<b>Century Communities-Crossings II Lot 14</b>	<b>193 S Karen Ave</b>		
Permit: Sprinkler Residential	Plans Received: 1/4/2022	Days in Process: 0	Status: Finaled
<b>Century Communities-Crossings II Lot 13</b>	<b>201 S Karen Ave</b>		
Permit: Sprinkler Residential	Plans Received: 1/4/2022	Days in Process: 0	Status: Finaled
<b>Century Communities-Crossings II- Lot 12</b>	<b>207 S Karen Ave</b>		
Permit: Sprinkler Residential	Plans Received: 1/4/2022	Days in Process: 0	Status: Finaled
<b>Century Communities-Crossings II (Lot 11)</b>	<b>14345 W San Joaquin Ave</b>		
Permit: Sprinkler Residential	Plans Received: 1/4/2022	Days in Process: 0	Status: Finaled
<b>Serantos Residence</b>	<b>3598 Chateau Fresno</b>		
Permit: Site Plan Review - Residential	Plans Received: 1/5/2022	Days in Process: 27	Status: Pending
<b>Fire Station 59 (NCFD) Garage Extension</b>	<b>1709 W Bullard Ave</b>		
Permit: Site Plan Review - Commercial	Plans Received: 1/5/2022	Days in Process: 1	Status: Finaled
<b>Wawona Farms</b>	<b>10045 W Lincoln Ave</b>		
Permit: Above Ground Tank Review	Plans Received: 1/6/2022	Days in Process: 26	Status: Pending
<b>Cal Net- BIOLA</b>	<b>5551 N Modoc Ave</b>		
Permit: Cell Phone Tower Review	Plans Received: 1/12/2022	Days in Process: 20	Status: Pending
<b>Porto Brothers Solar</b>			
Permit: Solar Review - Commercial	Plans Received: 1/13/2022	Days in Process: 19	Status: Pending
<b>The Crossings II (Lot 18)</b>	<b>14368 W El Mar Ave</b>		
Permit: Sprinkler Residential	Plans Received: 1/14/2022	Days in Process: 12	Status: Finaled

Project	Location	Occupancy Type	Sq. Feet
<b>The Crossings II (Lot 36)</b>	<b>184 S Karen Ave</b>		
Permit: Sprinkler Residential	Plans Received: 1/14/2022	Days in Process: 12	Status: Finaled
<b>The Crossings II (Lot 17)</b>	<b>163 S Karen Ave</b>		
Permit: Sprinkler Residential	Plans Received: 1/14/2022	Days in Process: 12	Status: Finaled
<b>Dakota Ave 9361 (NC-20-00132)</b>	<b>9361 W Dakota Ave</b>		
Permit: Above Ground Tank Review	Plans Received: 1/26/2022	Days in Process: 6	Status: Pending
<b>Villa Sorano-Crown Home (Lot138)</b>	<b>15959 W Regal Ave</b>		
Permit: Sprinkler Residential	Plans Received: 1/28/2022	Days in Process: 0	Status: Finaled
<b>Villa Sorano-Crown Home (Lot 07)</b>	<b>15793 W Crimson Ave</b>		
Permit: Sprinkler Residential	Plans Received: 1/28/2022	Days in Process: 0	Status: Finaled
<b>Villa Sorano-Crown Home (Lot 103)</b>	<b>95 N Walnut Ave</b>		
Permit: Sprinkler Residential	Plans Received: 1/28/2022	Days in Process: 0	Status: Finaled
<b>Villa Sorano-Crown Home (Lot104)</b>	<b>105 N Walnut Ave</b>		
Permit: Sprinkler Residential	Plans Received: 1/28/2022	Days in Process: 0	Status: Finaled
<b>Villa Sorano-Crown Home (Lot135)</b>	<b>15931 W Regal Ave</b>		
Permit: Sprinkler Residential	Plans Received: 1/28/2022	Days in Process: 0	Status: Finaled
<b>Villa Sorano-Crown Home (Lot136)</b>	<b>15941 W Regal Ave</b>		
Permit: Sprinkler Residential	Plans Received: 1/28/2022	Days in Process: 0	Status: Finaled
<b>Villa Sorano-Crown Home (Lot137)</b>	<b>15949 W Regal Ave</b>		
Permit: Sprinkler Residential	Plans Received: 1/28/2022	Days in Process: 0	Status: Finaled



Project

Location

Occupancy Type

Sq. Feet

## Plan Reviews Still Pending - 11

**Gebreab Home Addion & Remodel**      **1138 E Indianapolis Ave**

Permit: Site Plan Review - Residential      Plans Received: 1/3/2022      Plans to Consultant: 1/5/2022      Days in Process: 29

---

**Robert Newton**      **5279 W Clinton Ave**

Permit: Site Plan Review - Residential      Plans Received: 1/3/2022      Plans to Consultant: 1/5/2022      Days in Process: 29

---

**James Dicks**      **6037 W Belmont Ave**

Permit: Site Plan Review - Residential      Plans Received: 1/3/2022      Plans to Consultant: 1/5/2022      Days in Process: 29

---

**Buttonwillow Warehouse (large storage building)**      **1403 W Industrial Ave**

Permit: Site Plan Review - Commercial      Plans Received: 1/4/2022      Plans to Consultant: 1/26/2022      Days in Process: 28

---

**Buttonwillow Warehouse (large storage building)**      **1403 W Industrial Ave**

Permit: Site Plan Review - Commercial      Plans Received: 1/4/2022      Plans to Consultant: 1/26/2022      Days in Process: 28

---

**Century Communties - Crossings II (Lot 10)**      **14343 W San Joaquin Ave**

Permit: Sprinkler Residential      Plans Received: 1/4/2022      Plans to Consultant:      Days in Process: 28

---

**Serantos Residence**      **3598 Chateau Fresno**

Permit: Site Plan Review - Residential      Plans Received: 1/5/2022      Plans to Consultant: 1/5/2022      Days in Process: 27

---

**Wawona Farms**      **10045 W Lincoln Ave**

Permit: Above Ground Tank Review      Plans Received: 1/6/2022      Plans to Consultant: 1/27/2022      Days in Process: 26

---

**Cal Net- BIOLA**      **5551 N Modoc Ave**

Permit: Cell Phone Tower Review      Plans Received: 1/12/2022      Plans to Consultant: 1/27/2022      Days in Process: 20

---

**Porto Brothers Solar**

Permit: Solar Review - Commercial      Plans Received: 1/13/2022      Plans to Consultant: 1/27/2022      Days in Process: 19

---

Project	Location	Occupancy Type	Sq. Feet
<b>Dakota Ave 9361 (NC-20-00132)</b>	<b>9361 W Dakota Ave</b>		
Permit: Above Ground Tank Review	Plans Received: 1/26/2022	Plans to Consultant: 1/27/2022	Days in Process: 6

---


# Fire Prevention – Plan Review Statistics for January 2022



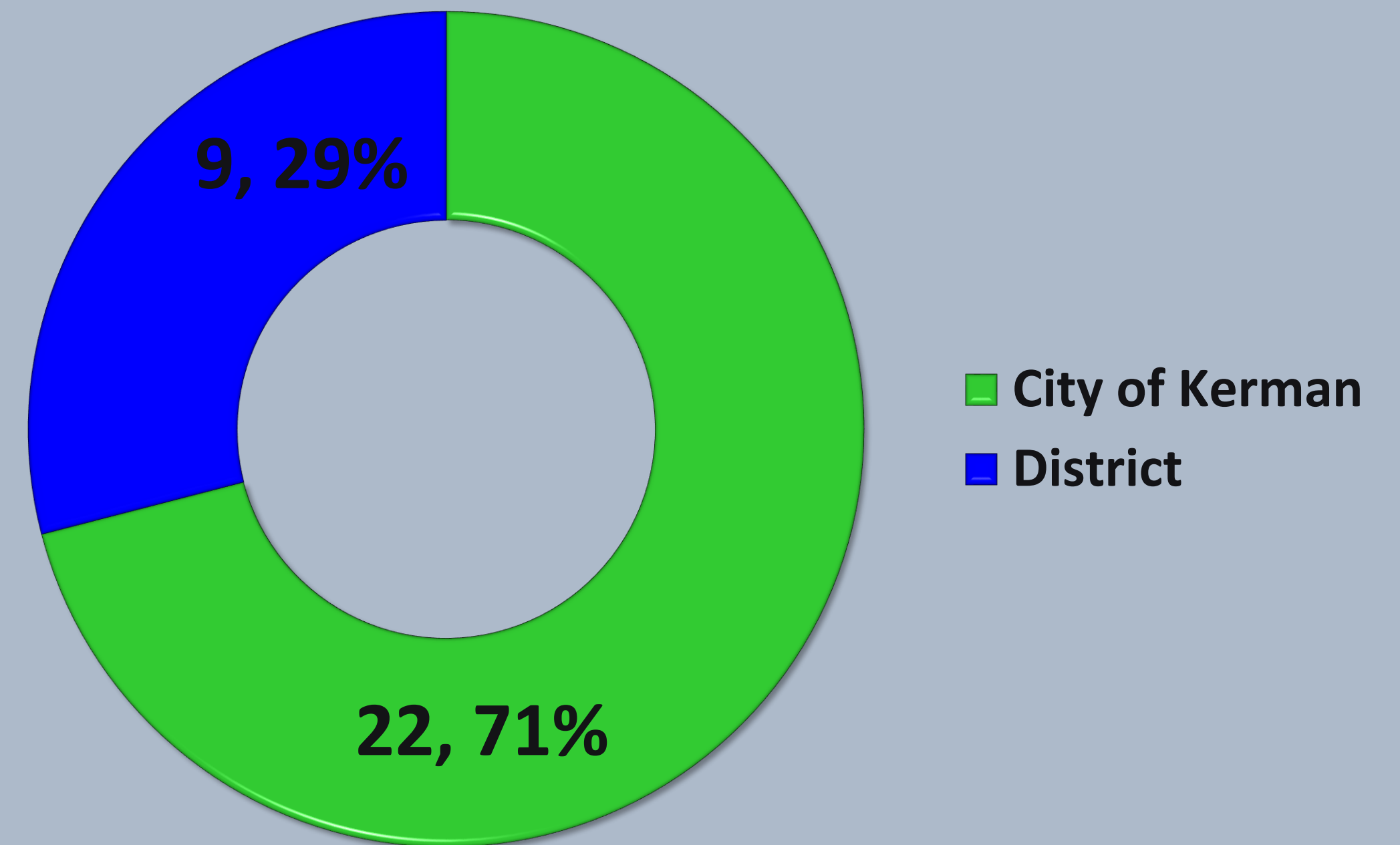
**Total # of Plans Submitted for Review**

**31**

**TOTAL PLAN REVIEW – BY TYPE**



**LOCATIONS OF PROJECTS (PLANS)**





**NORTH CENTRAL FIRE PROTECTION DISTRICT**

Fire Chief: Timothy V. Henry, CFO, EFO

OCCUPANCY	ADDRESS	DATE	INSPECTOR	RESULT	OCCUPANCY TYPE	SQUARE FOOTAGE	NOTES
<b>Inspection Type: Annual</b>							
ROOSEVELT ELEMENTARY	2600 n GARFIELD AVE Fresno, CA 93722	01/05/2022	Bills, Joshua L	Correction Notice Issued (1st)	E Occupancies (Educational K-12) State Mandate	39000	
RIVER RANCH RAISINS	4677 n HOWARD AVE Kerman, CA 93630	01/19/2022	Steinway, Charles M	Correction Notice Issued (1st)	F Occupancies (Fabricating)	300000	
RIVER RANCH RAISINS	4677 n HOWARD AVE Kerman, CA 93630	01/19/2022	Steinway, Charles M	Correction Notice Issued (1st)	F Occupancies (Fabricating)	300000	
RAMACHER HEAD START - PRESCHOOL	710 n HUGHES Fresno, CA 93728 2	01/21/2022	Milleson, Kevin J	Passed (Annual INSP)	E Occupancies (Educational K-12) State Mandate	2500	
Fox Auto	5621 W MCKENZIE #G-1A Fresno, CA 93722	01/21/2022	Milleson, Kevin J	Correction Notice Issued (1st)	S Occupancies (Storage)	1920	Annual fire extinguisher service needed.

**Total # Inspections for Annual: 5**

<b>Inspection Type: Annual- 850 (Fire Safety Inspection Request)</b>							
Private Residence	4893 N Tisha AVE Fresno, CA 93723	01/18/2022	Mavrikis, George	Finald (CNST INSP)	Not Assigned	2871	Facility final, Pending STD 850 to be sent to FM55
<b>Total # Inspections for Annual- 850 (Fire Safety Inspection Request):</b>							<b>1</b>

OCCUPANCY	ADDRESS	DATE	INSPECTOR	RESULT	OCCUPANCY TYPE	SQUARE FOOTAGE	NOTES
<b>Inspection Type: Bi-Annual</b>							
ACTAGRO	4516 n HOWARD AVE BIOLA, CA 93606	01/05/2022	Holden, Joshua A	Passed (Annual INSP)	H Occupancies (Hazardous)	37900	
Nutrien (dba ACTAGRO Greenhouse)	12813 w G ST BIOLA, CA 93606	01/05/2022	Holden, Joshua A	Passed (Annual INSP)	H Occupancies (Hazardous)	10903	
GENERAL AUTOMOTIVE	441 N BRAWLEY AVE Fresno, CA 93722	01/06/2022	Diaz, Cenovio	Passed (Annual INSP)	S Occupancies (Storage)	5184	Owner states will replace expired extinguishers, and storage in front of
DHILLON TRUCKS HOSPITAL	2345 W BELMONT AVE Fresno, CA 93728	01/19/2022	Diaz, Cenovio	Correction Notice Issued (2nd)	S Occupancies (Storage)	1464	Owner has not made any changes to business since last correction notice
Vacant building~14500 W. Commerce Way Ste 107-110	14500 COMMERCE WAY ##107-110 Kerman, CA 93630	01/31/2022	Fonseca, Eric D	Passed with Comments (Annual INSP)	S Occupancies (Storage)	10000	Performed exterior drive by and occupancies are vacant, purchased by Helena
AFG Contracting	784 S MADERA AVE Kerman, CA 93630	01/31/2022	Fonseca, Eric D	Correction Notice Issued (1st)	B Occupancies (Business)	406	
<b>Total # Inspections for Bi-Annual: 6</b>							
<b>Inspection Type: FS (13D)- Residential</b>							
Villa Sorano - Crown Homes - Lot 118 - Plan 1300	134 N Koleen AVE Kerman, CA 93630	01/11/2022	Mavrikis, George	Pending (CNST INSP)	R - Single Family Residence (Fire Sprinklered NFPA13D)	1300	

OCCUPANCY	ADDRESS	DATE	INSPECTOR	RESULT	OCCUPANCY TYPE	SQUARE FOOTAGE	NOTES
Villa Sorano - Crown Homes - Lot 117 - Plan 1677	144 N Koleen AVE Kerman, CA 93630	01/11/2022	Mavrikis, George	Pending (CNST INSP)	R - Single Family Residence (Fire Sprinklered NFPA13D)	1677	
Villa Sorano - Crown Homes - Lot 97 - Plan 1677	15781 W Melody AVE Kerman, CA 93630	01/11/2022	Mavrikis, George	Pending (CNST INSP)	R - Single Family Residence (Fire Sprinklered NFPA13D)	1677	
Villa Sorano - Crown Homes - Lot 98 - Plan 1300	15793 W Melody AVE Kerman, CA 93630	01/11/2022	Mavrikis, George	Pending (CNST INSP)	R - Single Family Residence (Fire Sprinklered NFPA13D)	1300	
Villa Sorano - Crown Homes - Lot 99 - Plan 1777	15803 W Melody AVE Kerman, CA 93630	01/11/2022	Mavrikis, George	Pending (CNST INSP)	R - Single Family Residence (Fire Sprinklered NFPA13D)	1777	
Villa Sorano - Crown Homes - Lot 100 - Plan 1576	15815 W Melody AVE Kerman, CA 93630	01/11/2022	Mavrikis, George	Pending (CNST INSP)	R - Single Family Residence (Fire Sprinklered NFPA13D)	1576	
Villa Sorano - Crown Homes - Lot 101 - Plan 1300	15827 W Melody AVE Kerman, CA 93630	01/11/2022	Mavrikis, George	Pending (CNST INSP)	R - Single Family Residence (Fire Sprinklered NFPA13D)	1300	

OCCUPANCY	ADDRESS	DATE	INSPECTOR	RESULT	OCCUPANCY TYPE	SQUARE FOOTAGE	NOTES
Villa Sorano - Crown Homes - Lot 119 - Plan 1576	15837 W Melody AVE Kerman, CA 93630	01/11/2022	Mavrikis, George	Pending (CNST INSP)	R - Single Family Residence (Fire Sprinklered NFPA13D)	1576	
APARTMENTS	725 S SIXTH Kerman, CA 93630	01/15/2022	Nakamura, Andrea E	Passed (Annual INSP)	R Occupancies (Hotels, Apartments, Day Cares) State Mandate	0	
APARTMENTS	702 S SIXTH Kerman, CA 93630	01/15/2022	Nakamura, Andrea E	Passed (Annual INSP)	R Occupancies (Hotels, Apartments, Day Cares) State Mandate	600	
Villa Sorano - Crown Homes - Lot 113 - Plan 1576	184 N Koleen AVE Kerman, CA 93630	01/18/2022	Mavrikis, George	Pending (CNST INSP)	R - Single Family Residence (Fire Sprinklered NFPA13D)	1576	
Villa Sorano - Crown Homes - Lot 114 - Plan 1677	174 N Koleen AVE Kerman, CA 93630	01/18/2022	Mavrikis, George	Pending (CNST INSP)	R - Single Family Residence (Fire Sprinklered NFPA13D)	1677	
Villa Sorano - Crown Homes - Lot 115 - Plan 1576	164 N Koleen AVE Kerman, CA 93630	01/18/2022	Mavrikis, George	Pending (CNST INSP)	R - Single Family Residence (Fire Sprinklered NFPA13D)	1576	

OCCUPANCY	ADDRESS	DATE	INSPECTOR	RESULT	OCCUPANCY TYPE	SQUARE FOOTAGE	NOTES
Villa Sorano - Crown Homes - Lot 116 - Plan 1300	154 N Koleen AVE Kerman, CA 93630	01/18/2022	Mavrikis, George	Pending (CNST INSP)	R - Single Family Residence (Fire Sprinklered NFPA13D)	1300	
Villa Sorano - Crown Homes - Lot 119 - Plan 1576	122 N Koleen AVE Kerman, CA 93630	01/18/2022	Mavrikis, George	Pending (CNST INSP)	R - Single Family Residence (Fire Sprinklered NFPA13D)	1576	
<b>Total # Inspections for FS (13D)- Residential:</b>							<b>15</b>
<b>Inspection Type: New Construction (Commercial)</b>							
Button Willow	1403 W INDUSTRIAL WAY Kerman, CA 93630	01/18/2022	Mavrikis, George	Finaled (CNST INSP)	F Occupancies (Fabricating)	14160	Project Final
<b>Total # Inspections for New Construction (Commercial):</b>							<b>1</b>
<b>Inspection Type: New Construction (Residential)</b>							
Schroeder Residence	1596 S Goldenrod AVE Kerman, CA 93630	01/18/2022	Mavrikis, George	Finaled (CNST INSP)	R - Single Family Residence (Fire Sprinklered NFPA13D)	0	
<b>Total # Inspections for New Construction (Residential):</b>							<b>1</b>
<b>TOTAL # INSPECTIONS:</b>							<b>29</b>





**Fire Chief:** Timothy V. Henry, CFO, EFO

## Initial Study

TYPE / APPLICANT	LOCATION	PROPOSED PROJECT
<b>Conditional Use Permit</b>	<b>175 S Cornelia Ave</b>	<b>expansion existing - Funeral chapel &amp; offices</b>
<b>TOTAL: Initial Study</b>		<b>01</b>