

North Central Fire Protection District

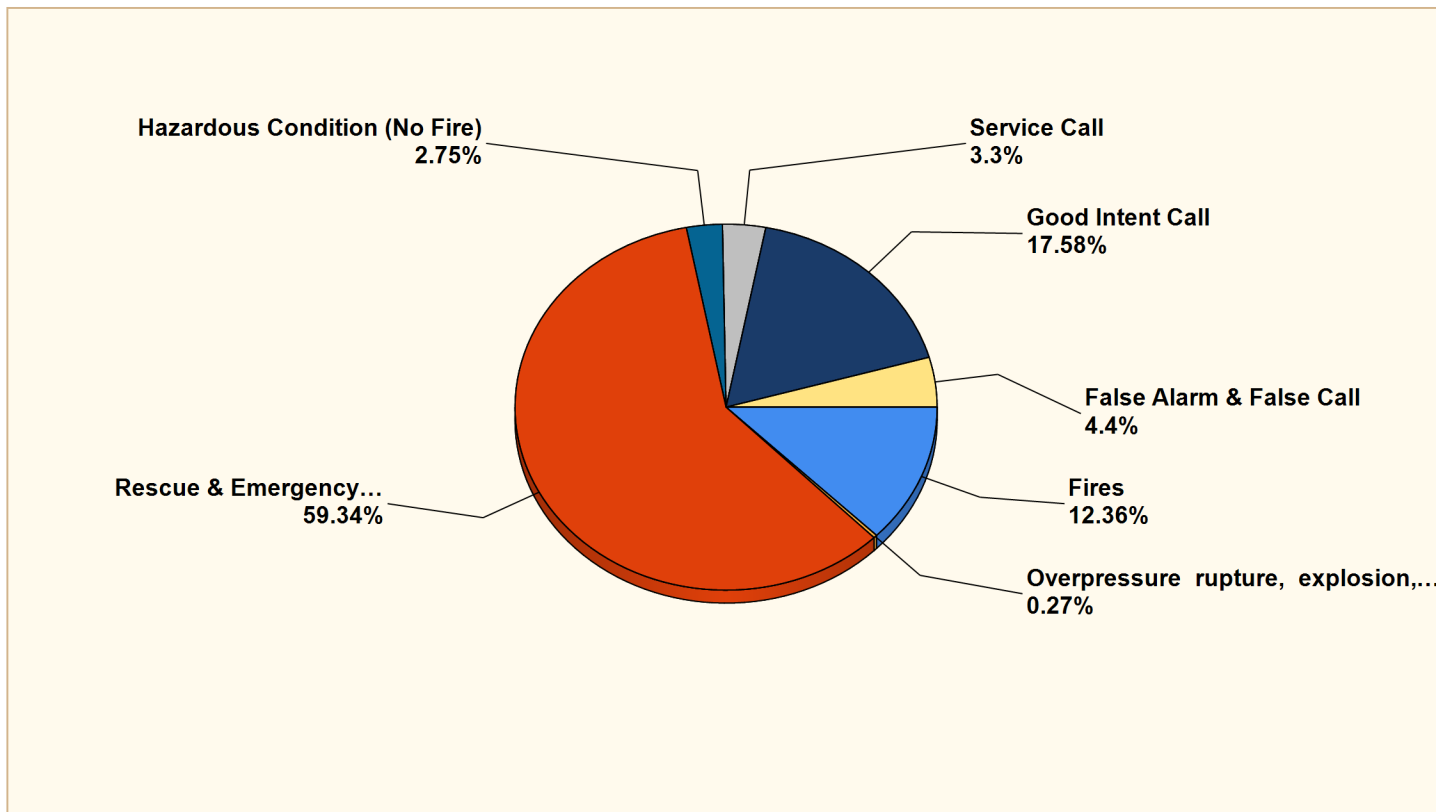
Kerman, CA

This report was generated on 7/12/2022 11:55:58 AM



Breakdown by Major Incident Types for Date Range

Zone(s): All Zones | Start Date: 06/01/2022 | End Date: 06/30/2022



MAJOR INCIDENT TYPE	# INCIDENTS	% of TOTAL
Fires	45	12.36%
Overpressure rupture, explosion, overheating - no fire	1	0.27%
Rescue & Emergency Medical Service	216	59.34%
Hazardous Condition (No Fire)	10	2.75%
Service Call	12	3.3%
Good Intent Call	64	17.58%
False Alarm & False Call	16	4.4%
TOTAL	364	100%

Only REVIEWED and/or LOCKED IMPORTED incidents are included. Summary results for a major incident type are not displayed if the count is zero.



Detailed Breakdown by Incident Type

INCIDENT TYPE	# INCIDENTS	% of TOTAL
100 - Fire, other	2	0.55%
111 - Building fire	2	0.55%
112 - Fires in structure other than in a building	1	0.27%
118 - Trash or rubbish fire, contained	2	0.55%
130 - Mobile property (vehicle) fire, other	1	0.27%
131 - Passenger vehicle fire	5	1.37%
138 - Off-road vehicle or heavy equipment fire	1	0.27%
140 - Natural vegetation fire, other	19	5.22%
142 - Brush or brush-and-grass mixture fire	2	0.55%
143 - Grass fire	2	0.55%
151 - Outside rubbish, trash or waste fire	1	0.27%
160 - Special outside fire, other	7	1.92%
240 - Explosion (no fire), other	1	0.27%
311 - Medical assist, assist EMS crew	50	13.74%
320 - Emergency medical service, other	2	0.55%
321 - EMS call, excluding vehicle accident with injury	137	37.64%
322 - Motor vehicle accident with injuries	15	4.12%
324 - Motor vehicle accident with no injuries.	9	2.47%
350 - Extrication, rescue, other	1	0.27%
352 - Extrication of victim(s) from vehicle	1	0.27%
363 - Swift water rescue	1	0.27%
411 - Gasoline or other flammable liquid spill	1	0.27%
412 - Gas leak (natural gas or LPG)	1	0.27%
424 - Carbon monoxide incident	1	0.27%
440 - Electrical wiring/equipment problem, other	1	0.27%
444 - Power line down	5	1.37%
445 - Arcing, shorted electrical equipment	1	0.27%
500 - Service Call, other	4	1.1%
520 - Water problem, other	1	0.27%
550 - Public service assistance, other	1	0.27%
561 - Unauthorized burning	2	0.55%
571 - Cover assignment, standby, moveup	4	1.1%
600 - Good intent call, other	5	1.37%
611 - Dispatched & cancelled en route	47	12.91%
622 - No incident found on arrival at dispatch address	4	1.1%
651 - Smoke scare, odor of smoke	8	2.2%
700 - False alarm or false call, other	7	1.92%
711 - Municipal alarm system, malicious false alarm	1	0.27%
734 - Heat detector activation due to malfunction	1	0.27%
735 - Alarm system sounded due to malfunction	2	0.55%
740 - Unintentional transmission of alarm, other	1	0.27%
745 - Alarm system activation, no fire - unintentional	4	1.1%
TOTAL INCIDENTS:	364	100%

Only REVIEWED and/or LOCKED IMPORTED incidents are included. Summary results for a major incident type are not displayed if the count is zero.



North Central Fire Protection District

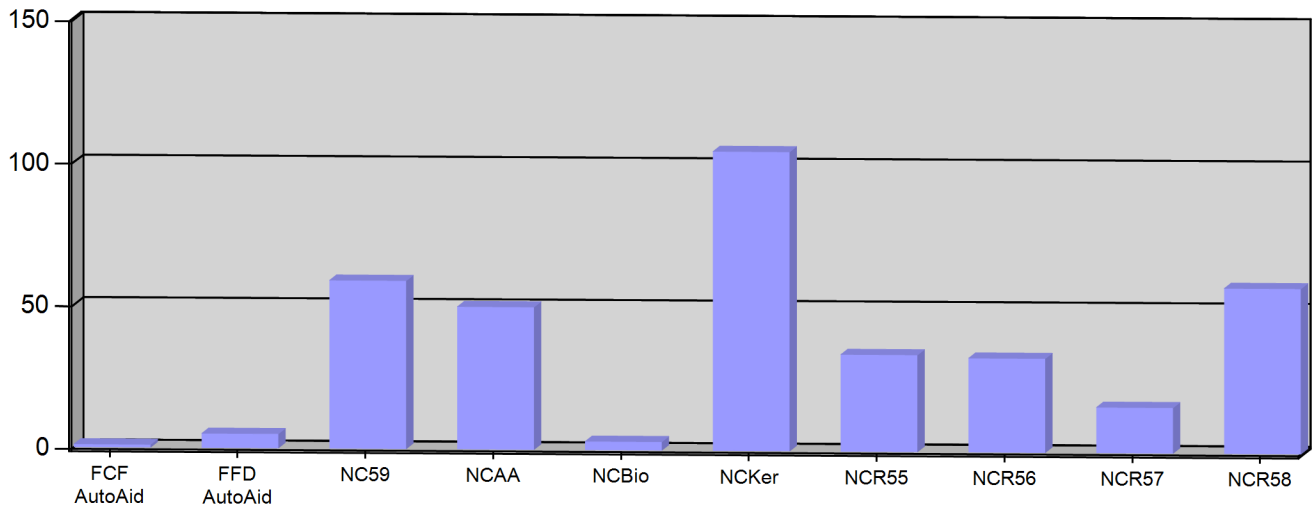
Kerman, CA

This report was generated on 7/12/2022 11:56:57 AM



Incident Count per Zone for Date Range

Start Date: 06/01/2022 | End Date: 06/30/2022



ZONE	# INCIDENTS
FCF AutoAid - Fresno County AutoAid	1
FFD AutoAid - Fresno City Auto/Mutal Aid	5
NC59 - North Central Metro, Station 59 Service Area	59
NCAA - North Central Auto Aide Area	50
NCBio - North Central Biola	3
NCKer - North Central Kerman	105
NCR55 - North Central Rural, Station 55 Service Area	34
NCR56 - North Central Rural, Station 56 Service Area	33
NCR57 - North Central Rural, Station 57 Service Area	16
NCR58 - North Central Rural, Station 58 Service Area	58
TOTAL:	364

Zone information is defined on the Basic Info 3 screen of an incident. Only REVIEWED incidents included. Archived Zones cannot be unarchived.



emergencyreporting.com

Doc Id: 270

Page # 1 of 1

North Central Fire Protection District

Kerman, CA

This report was generated on 7/12/2022 11:57:46 AM



Count of Incidents by Incident Type for Incident Status for Date Range

Incident Status(s): All Incident Statuses | Sort By: IncidentType | Start Date: 06/01/2022 | End Date: 06/30/2022

INCIDENT TYPE	# INCIDENTS
100 - Fire, other	2
111 - Building fire	2
112 - Fires in structure other than in a building	1
118 - Trash or rubbish fire, contained	2
130 - Mobile property (vehicle) fire, other	1
131 - Passenger vehicle fire	5
138 - Off-road vehicle or heavy equipment fire	1
140 - Natural vegetation fire, other	19
142 - Brush or brush-and-grass mixture fire	2
143 - Grass fire	2
151 - Outside rubbish, trash or waste fire	1
160 - Special outside fire, other	7
240 - Explosion (no fire), other	1
311 - Medical assist, assist EMS crew	50
320 - Emergency medical service, other	2
321 - EMS call, excluding vehicle accident with injury	137
322 - Motor vehicle accident with injuries	15
324 - Motor vehicle accident with no injuries.	9
350 - Extrication, rescue, other	1
352 - Extrication of victim(s) from vehicle	1
363 - Swift water rescue	1
411 - Gasoline or other flammable liquid spill	1
412 - Gas leak (natural gas or LPG)	1
424 - Carbon monoxide incident	1
440 - Electrical wiring/equipment problem, other	1
444 - Power line down	5
445 - Arcing, shorted electrical equipment	1
500 - Service Call, other	4
520 - Water problem, other	1
550 - Public service assistance, other	1
561 - Unauthorized burning	2
571 - Cover assignment, standby, moveup	4
600 - Good intent call, other	5
611 - Dispatched & cancelled en route	47
622 - No incident found on arrival at dispatch address	4
651 - Smoke scare, odor of smoke	8
700 - False alarm or false call, other	7
711 - Municipal alarm system, malicious false alarm	1

This report displays Incidents by Incident type for the selected Incident Status (es) and chosen date range. Nemsis 2 & 3 Incidents Included.



emergencyreporting.com

Doc Id: 1673

Page # 1 of 2

734 - Heat detector activation due to malfunction	1
735 - Alarm system sounded due to malfunction	2
740 - Unintentional transmission of alarm, other	1
745 - Alarm system activation, no fire - unintentional	4
Total Incidents	364

This report displays Incidents by Incident type for the selected Incident Status (es) and chosen date range. Nemsis 2 & 3 Incidents Included.



North Central Fire Protection District

Kerman, CA

This report was generated on 7/12/2022 11:58:25 AM



Incident Count per Apparatus per Zone for Date Range

Start Date: 06/01/2022 | End Date: 06/30/2022

ZONE	# INCIDENTS
APPARATUS: BC02	
NCAA - North Central Auto Aide Area	2
APPARATUS: BC03	
NC59 - North Central Metro, Station 59 Service Area	1
APPARATUS: BC55	
NCAA - North Central Auto Aide Area	2
NCKer - North Central Kerman	2
NCR55 - North Central Rural, Station 55 Service Area	5
NCR56 - North Central Rural, Station 56 Service Area	8
NCR57 - North Central Rural, Station 57 Service Area	2
NCR58 - North Central Rural, Station 58 Service Area	7
APPARATUS: E02	
NC59 - North Central Metro, Station 59 Service Area	13
APPARATUS: E03	
NCAA - North Central Auto Aide Area	2
NCR56 - North Central Rural, Station 56 Service Area	1
APPARATUS: E05	
NC59 - North Central Metro, Station 59 Service Area	2
APPARATUS: E09	
NC59 - North Central Metro, Station 59 Service Area	2
NCAA - North Central Auto Aide Area	2
APPARATUS: E11	
NC59 - North Central Metro, Station 59 Service Area	9
APPARATUS: E12	
NC59 - North Central Metro, Station 59 Service Area	12
NCAA - North Central Auto Aide Area	2
APPARATUS: E16	
FFD AutoAid - Fresno City Auto/Mutal Aid	1
NCAA - North Central Auto Aide Area	19
NCKer - North Central Kerman	1
APPARATUS: E18	
NCAA - North Central Auto Aide Area	2

Only REVIEWED included.



ZONE	# INCIDENTS
NCR58 - North Central Rural, Station 58 Service Area	2
APPARATUS: E19	
FFD AutoAid - Fresno City Auto/Mutal Aid	1
NCAA - North Central Auto Aide Area	22
NCR56 - North Central Rural, Station 56 Service Area	2
NCR58 - North Central Rural, Station 58 Service Area	1
APPARATUS: E20	
NC59 - North Central Metro, Station 59 Service Area	23
APPARATUS: E55	
FFD AutoAid - Fresno City Auto/Mutal Aid	1
NCAA - North Central Auto Aide Area	1
NCKer - North Central Kerman	84
NCR55 - North Central Rural, Station 55 Service Area	27
NCR56 - North Central Rural, Station 56 Service Area	6
NCR57 - North Central Rural, Station 57 Service Area	6
NCR58 - North Central Rural, Station 58 Service Area	3
APPARATUS: E56	
FCF AutoAid - Fresno County AutoAid	1
FFD AutoAid - Fresno City Auto/Mutal Aid	3
NCAA - North Central Auto Aide Area	6
NCKer - North Central Kerman	8
NCR55 - North Central Rural, Station 55 Service Area	8
NCR56 - North Central Rural, Station 56 Service Area	28
NCR58 - North Central Rural, Station 58 Service Area	15
APPARATUS: E57	
NCAA - North Central Auto Aide Area	5
NCBio - North Central Biola	3
NCKer - North Central Kerman	7
NCR55 - North Central Rural, Station 55 Service Area	6
NCR56 - North Central Rural, Station 56 Service Area	6
NCR57 - North Central Rural, Station 57 Service Area	12
NCR58 - North Central Rural, Station 58 Service Area	7

Only REVIEWED included.



ZONE	# INCIDENTS
APPARATUS: E58	
FFD AutoAid - Fresno City Auto/Mutal Aid	2
NC59 - North Central Metro, Station 59 Service Area	1
NCAA - North Central Auto Aide Area	12
NCKer - North Central Kerman	4
NCR55 - North Central Rural, Station 55 Service Area	2
NCR56 - North Central Rural, Station 56 Service Area	5
NCR57 - North Central Rural, Station 57 Service Area	1
NCR58 - North Central Rural, Station 58 Service Area	44
APPARATUS: E89	
NCAA - North Central Auto Aide Area	2
NCKer - North Central Kerman	1
NCR58 - North Central Rural, Station 58 Service Area	3
APPARATUS: FM55	
NCAA - North Central Auto Aide Area	2
NCKer - North Central Kerman	2
NCR55 - North Central Rural, Station 55 Service Area	1
NCR56 - North Central Rural, Station 56 Service Area	6
NCR58 - North Central Rural, Station 58 Service Area	3
APPARATUS: I01	
NCAA - North Central Auto Aide Area	1
APPARATUS: P55	
NCKer - North Central Kerman	26
NCR55 - North Central Rural, Station 55 Service Area	5
NCR56 - North Central Rural, Station 56 Service Area	2
NCR57 - North Central Rural, Station 57 Service Area	1
NCR58 - North Central Rural, Station 58 Service Area	2
APPARATUS: P58	
NCR55 - North Central Rural, Station 55 Service Area	1
NCR58 - North Central Rural, Station 58 Service Area	2
APPARATUS: T11	
NC59 - North Central Metro, Station 59 Service Area	1
APPARATUS: T55	
NCKer - North Central Kerman	2

Only REVIEWED included.

ZONE	# INCIDENTS
NCR56 - North Central Rural, Station 56 Service Area	2
NCR57 - North Central Rural, Station 57 Service Area	1
APPARATUS: TRN55	
NCAA - North Central Auto Aide Area	1
NCKer - North Central Kerman	1
NCR56 - North Central Rural, Station 56 Service Area	1
APPARATUS: WT55	
NCAA - North Central Auto Aide Area	2
NCKer - North Central Kerman	1
NCR55 - North Central Rural, Station 55 Service Area	5
NCR56 - North Central Rural, Station 56 Service Area	4
NCR57 - North Central Rural, Station 57 Service Area	1
NCR58 - North Central Rural, Station 58 Service Area	2
APPARATUS: WT56	
FFD AutoAid - Fresno City Auto/Mutal Aid	1
NCAA - North Central Auto Aide Area	4
NCR56 - North Central Rural, Station 56 Service Area	2
NCR58 - North Central Rural, Station 58 Service Area	4
APPARATUS: WT57	
FFD AutoAid - Fresno City Auto/Mutal Aid	2
NCAA - North Central Auto Aide Area	6
NCR55 - North Central Rural, Station 55 Service Area	1
NCR56 - North Central Rural, Station 56 Service Area	4
NCR57 - North Central Rural, Station 57 Service Area	4
NCR58 - North Central Rural, Station 58 Service Area	7
Total for All Apparatus :	581

Only REVIEWED included.

North Central Fire Protection District

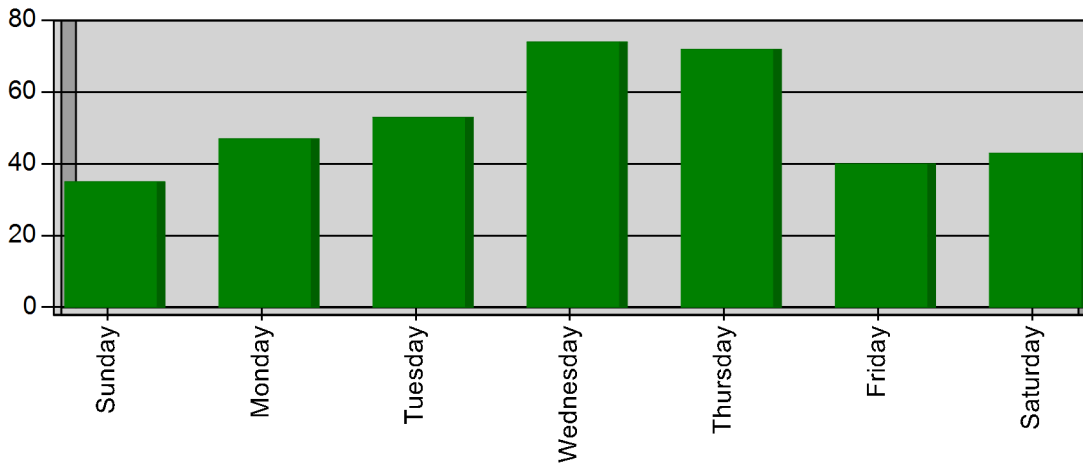
Kerman, CA

This report was generated on 7/12/2022 11:58:57 AM



Incidents by Day of the Week for Date Range

Start Date: 06/01/2022 | End Date: 06/30/2022



DAY OF THE WEEK	# INCIDENTS
Sunday	35
Monday	47
Tuesday	53
Wednesday	74
Thursday	72
Friday	40
Saturday	43
TOTAL	364

Only REVIEWED incidents included



North Central Fire Protection District

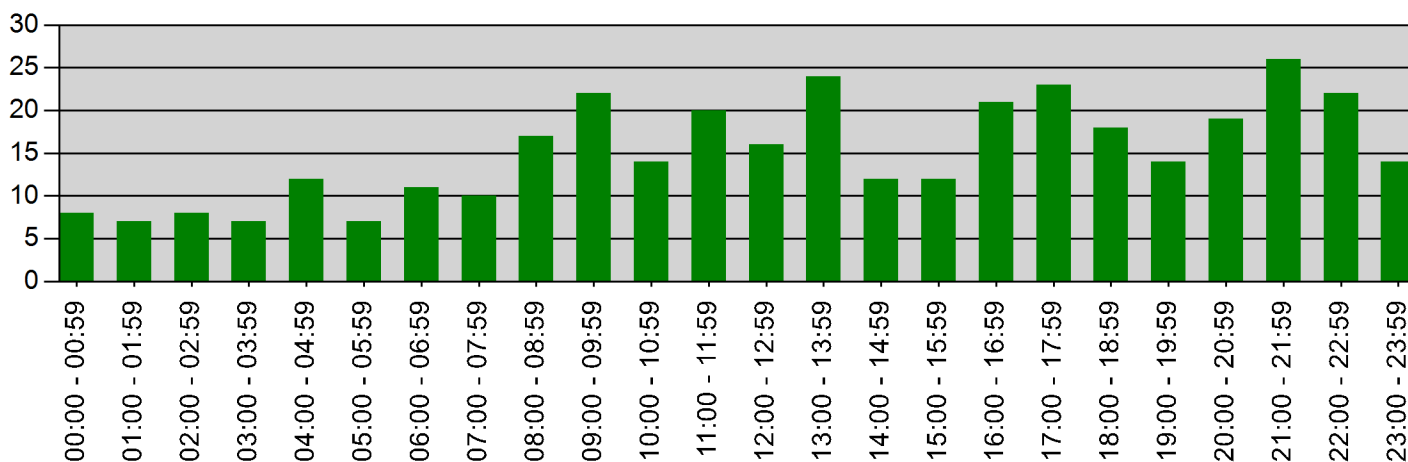
Kerman, CA

This report was generated on 7/12/2022 11:59:31 AM



Incidents by Hour for Date Range

Start Date: 06/01/2022 | End Date: 06/30/2022



HOUR	# of CALLS
00:00 - 00:59	8
01:00 - 01:59	7
02:00 - 02:59	8
03:00 - 03:59	7
04:00 - 04:59	12
05:00 - 05:59	7
06:00 - 06:59	11
07:00 - 07:59	10
08:00 - 08:59	17
09:00 - 09:59	22
10:00 - 10:59	14
11:00 - 11:59	20
12:00 - 12:59	16
13:00 - 13:59	24
14:00 - 14:59	12
15:00 - 15:59	12
16:00 - 16:59	21
17:00 - 17:59	23
18:00 - 18:59	18
19:00 - 19:59	14
20:00 - 20:59	19
21:00 - 21:59	26
22:00 - 22:59	22
23:00 - 23:59	14

Only REVIEWED incidents included



North Central Fire Protection District

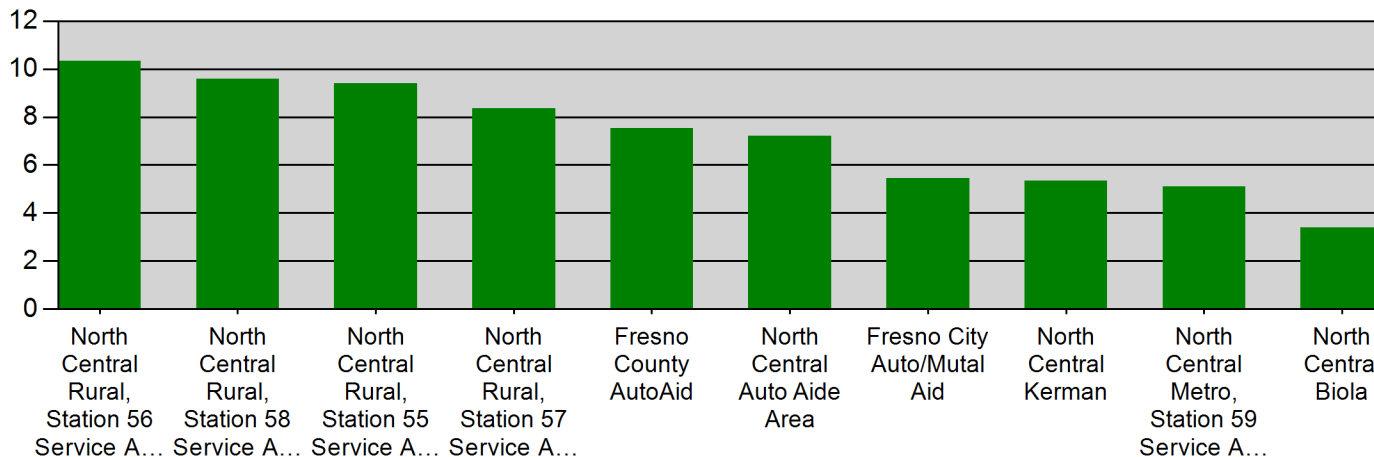
Kerman, CA

This report was generated on 7/12/2022 12:00:05 PM



Average Response Time per Zone for Date Range

Start Date: 06/01/2022 | End Date: 06/30/2022



Zone	AVERAGE RESPONSE TIME in minutes (Dispatch to Arrived)
NCR56 - North Central Rural, Station 56 Service Area	10:34
NCR58 - North Central Rural, Station 58 Service Area	9:58
NCR55 - North Central Rural, Station 55 Service Area	9:41
NCR57 - North Central Rural, Station 57 Service Area	8:35
FCF AutoAid - Fresno County AutoAid	7:54
NCAA - North Central Auto Aide Area	7:22
FFD AutoAid - Fresno City Auto/Mutal Aid	5:46
NCKer - North Central Kerman	5:34
NC59 - North Central Metro, Station 59 Service Area	5:10
NCBio - North Central Biola	3:40

Only REVIEWED incidents included



North Central Fire Protection District

Kerman, CA

This report was generated on 7/12/2022 12:00:51 PM



Count of Overlapping Incidents for Date Range

Start Date: 06/01/2022 | End Date: 06/30/2022

# OVERLAPPING	% OVERLAPPING	TOTAL
125	34.34	364

OVERLAPPING INCIDENT DETAILS

ALARM	CLEAR/CANCEL	INCIDENT #	INCIDENT TYPE	STATION	ZONE
6/1/2022					
6/1/2022 11:02:53 PM	6/1/2022 11:13:43 PM	2022-1891	611	NcBio	North Central Rural, Station 57 Service Area
6/1/2022 11:11:22 PM	6/1/2022 11:23:32 PM	2022-1892	611	NcBio	North Central Rural, Station 57 Service Area
6/3/2022					
6/3/2022 5:00:48 PM	6/3/2022 5:59:52 PM	2022-1905	352	NCR55	North Central Rural, Station 55 Service Area
6/3/2022 5:40:03 PM	6/3/2022 5:45:28 PM	2022-1904	571	NCR58	North Central Rural, Station 58 Service Area
6/3/2022 8:30:02 PM	6/3/2022 8:48:49 PM	2022-1908	324	NCR58	North Central Rural, Station 58 Service Area
6/3/2022 8:36:41 PM	6/3/2022 9:08:08 PM	2022-1909	322	NCR55	North Central Rural, Station 55 Service Area
6/3/2022 9:03:49 PM	6/3/2022 10:05:47 PM	2022-1910	322	NCR55	North Central Rural, Station 55 Service Area
6/4/2022					
6/4/2022 10:21:02 PM	6/5/2022 12:24:25 AM	2022-1925	363	NCR56	North Central Rural, Station 56 Service Area
6/4/2022 11:03:55 PM	6/4/2022 11:06:37 PM	2022-1924	611	NCKer	North Central Kerman
6/5/2022					
6/5/2022 6:13:34 PM	6/5/2022 6:21:57 PM	2022-1931	611	NCR56	North Central Rural, Station 56 Service Area
6/5/2022 6:14:04 PM	6/5/2022 6:22:37 PM	2022-1930	100	North Central Automatic Aid	North Central Auto Aide Area
6/7/2022					
6/7/2022 9:53:10 AM	6/7/2022 10:01:02 AM	2022-1949	311	NCKer	North Central Kerman
6/7/2022 9:54:24 AM	6/7/2022 10:04:29 AM	2022-1950	311	NCKer	North Central Kerman
6/7/2022 11:13:43 AM	6/7/2022 11:22:39 AM	2022-1951	740	NcBio	North Central Rural, Station 57 Service Area
6/7/2022 11:21:51 AM	6/7/2022 12:26:01 PM	2022-1952	140	North Central Automatic Aid	North Central Auto Aide Area
6/7/2022 12:23:58 PM	6/7/2022 12:35:30 PM	2022-1953	321	North Central Automatic Aid	North Central Auto Aide Area
6/8/2022					
6/8/2022 9:51:19 PM	6/8/2022 10:45:35 PM	2022-1965	100	NCR56	North Central Auto Aide Area
6/8/2022 10:44:53 PM	6/8/2022 10:52:15 PM	2022-1967	311	NCKer	North Central Kerman
6/9/2022					
6/9/2022 9:21:39 PM	6/9/2022 9:31:00 PM	2022-1982	321	NCR55	North Central Rural, Station 55 Service Area

Percentage of incidents overlapping from total incidents in month, year. Compared incident time range as either Alarm to Cancel or Alarm to Clear for incidents that have either Cancel or Clear time recorded. Reviewed calls only. Group by date. Displays date, incident number, incident type (numeric only), zone, and station.



OVERLAPPING INCIDENT DETAILS

ALARM	CLEAR/CANCEL	INCIDENT #	INCIDENT TYPE	STATION	ZONE
6/9/2022 9:26:22 PM	6/9/2022 9:53:08 PM	2022-1983	321	NCR58	North Central Rural, Station 58 Service Area
6/10/2022					
6/10/2022 10:56:28 AM	6/10/2022 11:20:13 AM	2022-1988	322	NCR55	North Central Rural, Station 55 Service Area
6/10/2022 11:20:01 AM	6/10/2022 11:22:11 AM	2022-1989	611	NCKer	North Central Kerman
6/10/2022 4:52:29 PM	6/10/2022 5:11:47 PM	2022-1993	321	NC59	North Central Metro, Station 59 Service Area
6/10/2022 4:57:56 PM	6/10/2022 5:00:30 PM	2022-1992	700	NCR56	North Central Rural, Station 56 Service Area
6/11/2022					
6/11/2022 5:57:56 PM	6/11/2022 9:43:00 PM	2022-2006	160	NCR55	North Central Rural, Station 55 Service Area
6/11/2022 5:58:45 PM	6/11/2022 6:14:51 PM	2022-2000	611	NCKer	North Central Kerman
6/11/2022 6:00:07 PM	6/11/2022 6:03:59 PM	2022-1999	611	NCR55	North Central Rural, Station 55 Service Area
6/11/2022 6:17:34 PM	6/11/2022 6:43:43 PM	2022-2001	321	NCR56	North Central Rural, Station 55 Service Area
6/11/2022 6:48:12 PM	6/11/2022 7:34:57 PM	2022-2002	321	NCR56	North Central Rural, Station 55 Service Area
6/11/2022 7:37:25 PM	6/11/2022 7:48:12 PM	2022-2003	324	NCR58	North Central Rural, Station 56 Service Area
6/11/2022 8:24:48 PM	6/11/2022 8:40:20 PM	2022-2004	700	NCR56	North Central Kerman
6/11/2022 8:54:39 PM	6/11/2022 9:06:54 PM	2022-2005	321	NC59	North Central Metro, Station 59 Service Area
6/11/2022 9:02:06 PM	6/11/2022 10:05:47 PM	2022-2008	322	NCR56	North Central Rural, Station 55 Service Area
6/11/2022 9:41:09 PM	6/11/2022 9:57:32 PM	2022-2007	321	NCR58	North Central Rural, Station 57 Service Area
6/13/2022					
6/13/2022 3:41:27 PM	6/13/2022 6:10:54 PM	2022-2032	140	NCR58	North Central Rural, Station 58 Service Area
6/13/2022 3:54:58 PM	6/13/2022 3:59:27 PM	2022-2030	611	NCR58	North Central Rural, Station 58 Service Area
6/13/2022 4:33:20 PM	6/13/2022 4:44:59 PM	2022-2031	571	NCR58	North Central Rural, Station 58 Service Area
6/13/2022 11:54:43 PM	6/14/2022 12:07:59 AM	2022-2034	324	NCR56	North Central Rural, Station 56 Service Area
6/14/2022					
6/14/2022 12:02:20 AM	6/14/2022 1:08:26 AM	2022-2035	140	NCR56	North Central Rural, Station 56 Service Area
6/14/2022 8:55:49 AM	6/14/2022 10:37:23 AM	2022-2039	138	NCR55	North Central Rural, Station 55 Service Area
6/14/2022 10:15:06 AM	6/14/2022 10:27:16 AM	2022-2038	311	NCBio	North Central Kerman
6/14/2022 10:30:51 AM	6/14/2022 10:38:00 AM	2022-2040	311	NC59	North Central Metro, Station 59 Service Area
6/14/2022 12:10:46 PM	6/14/2022 12:50:05 PM	2022-2043	311	North Central Automatic Aid	North Central Auto Aide Area
6/14/2022 12:15:30 PM	6/14/2022 12:33:04 PM	2022-2041	311	NC59	North Central Metro, Station 59 Service Area
6/14/2022 12:39:38 PM	6/14/2022 12:49:27 PM	2022-2042	611	NCKer	North Central Kerman
6/14/2022 3:05:42 PM	6/14/2022 3:19:52 PM	2022-2046	311	NCKer	North Central Kerman
6/14/2022 3:10:46 PM	6/14/2022 6:25:46 PM	2022-2050	111	North Central Automatic Aid	North Central Auto Aide Area

Percentage of incidents overlapping from total incidents in month,year. Compared incident time range as either Alarm to Cancel or Alarm to Clear for incidents that have either Cancel or Clear time recorded. Reviewed calls only. Group by date. Displays date, incident number, incident type (numeric only), zone, and station.

OVERLAPPING INCIDENT DETAILS

ALARM	CLEAR/CANCEL	INCIDENT #	INCIDENT TYPE	STATION	ZONE
6/14/2022 4:22:20 PM	6/14/2022 5:08:29 PM	2022-2048	140	North Central Automatic Aid	Fresno City Auto/Mutual Aid
6/14/2022 4:32:01 PM	6/14/2022 4:49:54 PM	2022-2047	311	NCR58	North Central Rural, Station 58 Service Area
6/14/2022 5:47:35 PM	6/14/2022 6:00:52 PM	2022-2049	622	NCKer	North Central Kerman
6/15/2022					
6/15/2022 4:35:38 PM	6/15/2022 5:08:16 PM	2022-2058	321	NCR55	North Central Rural, Station 55 Service Area
6/15/2022 5:03:17 PM	6/15/2022 5:14:58 PM	2022-2059	321	NCKer	North Central Kerman
6/15/2022 5:21:48 PM	6/15/2022 5:41:18 PM	2022-2060	321	NCR58	North Central Rural, Station 58 Service Area
6/15/2022 5:38:53 PM	6/15/2022 6:00:23 PM	2022-2061	321	NCR55	North Central Rural, Station 55 Service Area
6/16/2022					
6/16/2022 6:38:00 PM	6/16/2022 6:57:22 PM	2022-2072	321	North Central Automatic Aid	North Central Auto Aide Area
6/16/2022 6:53:32 PM	6/16/2022 7:10:27 PM	2022-2073	321	NCR56	North Central Rural, Station 56 Service Area
6/17/2022					
6/17/2022 6:29:34 AM	6/17/2022 8:18:06 AM	2022-2078	600	Prevention	North Central Rural, Station 56 Service Area
6/17/2022 7:13:39 AM	6/17/2022 7:35:53 AM	2022-2077	321	NC59	North Central Metro, Station 59 Service Area
6/17/2022 9:37:16 AM	6/17/2022 10:09:32 AM	2022-2080	600	NCR56	North Central Rural, Station 56 Service Area
6/17/2022 10:07:30 AM	6/17/2022 10:11:42 AM	2022-2081	151	NCR58	North Central Rural, Station 58 Service Area
6/17/2022 11:17:06 AM	6/17/2022 2:26:01 PM	2022-2083	500	NCKer	North Central Kerman
6/17/2022 12:16:12 PM	6/17/2022 12:42:17 PM	2022-2082	321	NC59	North Central Metro, Station 59 Service Area
6/19/2022					
6/19/2022 9:49:23 AM	6/19/2022 10:03:52 AM	2022-2092	321	NCKer	North Central Kerman
6/19/2022 9:54:10 AM	6/19/2022 11:37:16 AM	2022-2093	131	North Central Automatic Aid	North Central Auto Aide Area
6/19/2022 12:38:36 PM	6/19/2022 12:50:12 PM	2022-2094	311	NCR58	North Central Rural, Station 58 Service Area
6/19/2022 12:43:15 PM	6/19/2022 12:57:57 PM	2022-2095	322	NCR56	North Central Rural, Station 56 Service Area
6/19/2022 8:11:55 PM	6/19/2022 8:22:11 PM	2022-2098	611	NC59	North Central Metro, Station 59 Service Area
6/19/2022 8:18:50 PM	6/19/2022 9:17:19 PM	2022-2099	424	NCKer	North Central Kerman
6/20/2022					
6/20/2022 9:51:14 PM	6/20/2022 10:05:06 PM	2022-2106	311	NCKer	North Central Kerman
6/20/2022 10:02:44 PM	6/20/2022 10:27:42 PM	2022-2107	311	NCKer	North Central Kerman
6/21/2022					
6/21/2022 11:02:38 AM	6/21/2022 11:15:43 AM	2022-2113	321	NC59	North Central Metro, Station 59 Service Area
6/21/2022 11:03:07 AM	6/21/2022 11:14:02 AM	2022-2112	321	NCR58	North Central Rural, Station 58 Service Area
6/22/2022					
6/22/2022 7:45:03 AM	6/22/2022 8:13:56 AM	2022-2121	444	NC59	North Central Metro, Station 59 Service Area

Percentage of incidents overlapping from total incidents in month, year. Compared incident time range as either Alarm to Cancel or Alarm to Clear for incidents that have either Cancel or Clear time recorded. Reviewed calls only. Group by date. Displays date, incident number, incident type (numeric only), zone, and station.

OVERLAPPING INCIDENT DETAILS

ALARM	CLEAR/CANCEL	INCIDENT #	INCIDENT TYPE	STATION	ZONE
6/22/2022 7:50:42 AM	6/22/2022 8:08:30 AM	2022-2120	444	NC59	North Central Metro, Station 59 Service Area
6/22/2022 8:14:45 AM	6/22/2022 11:46:58 AM	2022-2123	140	NCR58	North Central Rural, Station 58 Service Area
6/22/2022 9:05:23 AM	6/22/2022 12:13:27 PM	2022-2122	445	NCKer	North Central Kerman
6/22/2022 11:56:57 AM	6/22/2022 12:08:50 PM	2022-2124	622	NCR58	Fresno City Auto/Mutal Aid
6/22/2022 12:04:49 PM	6/22/2022 12:06:40 PM	2022-2125	611	NCKer	North Central Kerman
6/22/2022 12:55:36 PM	6/22/2022 2:34:48 PM	2022-2129	140	NCR56	North Central Auto Aide Area
6/22/2022 1:19:07 PM	6/22/2022 1:31:21 PM	2022-2127	321	NCKer	North Central Kerman
6/22/2022 1:19:34 PM	6/22/2022 1:57:03 PM	2022-2128	321	NCR58	North Central Rural, Station 58 Service Area
6/22/2022 4:44:16 PM	6/22/2022 10:47:52 PM	2022-2135	140	NCR58	North Central Rural, Station 58 Service Area
6/22/2022 5:10:33 PM	6/22/2022 10:18:19 PM	2022-2130	571	NCKer	North Central Rural, Station 58 Service Area
6/22/2022 9:58:18 PM	6/22/2022 10:11:36 PM	2022-2131	311	NCBio	North Central Rural, Station 57 Service Area
6/22/2022 10:22:05 PM	6/22/2022 10:43:10 PM	2022-2132	322	NCR58	North Central Auto Aide Area
6/22/2022 10:28:11 PM	6/22/2022 10:45:25 PM	2022-2134	321	NCKer	North Central Kerman
6/22/2022 10:35:04 PM	6/22/2022 10:49:31 PM	2022-2133	322	NCR56	North Central Rural, Station 56 Service Area
6/22/2022 10:46:38 PM	6/22/2022 11:13:58 PM	2022-2137	700	NCBio	North Central Rural, Station 57 Service Area
6/22/2022 10:55:20 PM	6/22/2022 11:09:56 PM	2022-2136	321	NCKer	North Central Rural, Station 57 Service Area
6/23/2022					
6/23/2022 4:47:14 AM	6/23/2022 4:56:47 AM	2022-2140	321	North Central Automatic Aid	North Central Auto Aide Area
6/23/2022 4:54:39 AM	6/23/2022 5:26:43 AM	2022-2141	321	NC59	North Central Metro, Station 59 Service Area
6/23/2022 3:55:56 PM	6/23/2022 7:25:48 PM	2022-2152	142	NCR58	North Central Rural, Station 58 Service Area
6/23/2022 4:01:42 PM	6/23/2022 4:04:20 PM	2022-2147	321	NCKer	North Central Kerman
6/23/2022 4:29:55 PM	6/23/2022 5:17:46 PM	2022-2149	140	NCR58	North Central Rural, Station 58 Service Area
6/23/2022 4:30:17 PM	6/23/2022 5:06:41 PM	2022-2148	142	North Central Automatic Aid	North Central Rural, Station 58 Service Area
6/23/2022 5:54:09 PM	6/23/2022 6:17:57 PM	2022-2150	735	NCR58	North Central Auto Aide Area
6/23/2022 6:26:53 PM	6/23/2022 6:36:13 PM	2022-2151	321	North Central Automatic Aid	North Central Auto Aide Area
6/25/2022					
6/25/2022 2:58:47 AM	6/25/2022 3:14:36 AM	2022-2165	700	NCKer	North Central Kerman
6/25/2022 3:00:59 AM	6/25/2022 3:07:22 AM	2022-2164	611	NCKer	North Central Kerman
6/25/2022 4:20:54 PM	6/25/2022 5:22:42 PM	2022-2170	322	NCR58	North Central Rural, Station 58 Service Area
6/25/2022 5:07:08 PM	6/25/2022 5:15:54 PM	2022-2169	321	North Central Automatic Aid	North Central Auto Aide Area
6/26/2022					
6/26/2022 8:50:05 PM	6/26/2022 10:23:57 PM	2022-2179	321	NCR58	North Central Rural, Station 58 Service Area

Percentage of incidents overlapping from total incidents in month,year. Compared incident time range as either Alarm to Cancel or Alarm to Clear for incidents that have either Cancel or Clear time recorded. Reviewed calls only. Group by date. Displays date, incident number, incident type (numeric only), zone, and station.

OVERLAPPING INCIDENT DETAILS

ALARM	CLEAR/CANCEL	INCIDENT #	INCIDENT TYPE	STATION	ZONE
6/26/2022 9:44:06 PM	6/26/2022 10:54:51 PM	2022-2180	140	NCR58	North Central Rural, Station 58 Service Area
6/27/2022					
6/27/2022 3:28:04 AM	6/27/2022 4:11:36 AM	2022-2183	131	NCBio	North Central Rural, Station 57 Service Area
6/27/2022 3:42:16 AM	6/27/2022 3:50:10 AM	2022-2182	321	North Central Automatic Aid	North Central Auto Aide Area
6/27/2022 8:21:20 PM	6/27/2022 8:23:16 PM	2022-2190	611	NCKer	North Central Kerman
6/27/2022 8:21:24 PM	6/27/2022 8:28:35 PM	2022-2191	321	NCKer	North Central Kerman
6/29/2022					
6/29/2022 4:31:04 AM	6/29/2022 8:02:39 AM	2022-2211	131	NCR56	North Central Rural, Station 56 Service Area
6/29/2022 4:39:34 AM	6/29/2022 5:48:04 AM	2022-2210	411	NCR56	North Central Rural, Station 56 Service Area
6/29/2022 5:33:54 AM	6/29/2022 5:40:41 AM	2022-2209	571	NCBio	North Central Kerman
6/29/2022 8:33:26 AM	6/29/2022 9:09:35 AM	2022-2213	140	NCR58	North Central Rural, Station 58 Service Area
6/29/2022 8:52:20 AM	6/29/2022 8:58:32 AM	2022-2212	734	NC59	North Central Metro, Station 59 Service Area
6/29/2022 10:43:52 PM	6/29/2022 11:06:37 PM	2022-2221	321	NCKer	North Central Kerman
6/29/2022 10:43:55 PM	6/29/2022 11:03:24 PM	2022-2220	321	NCKer	North Central Kerman
6/30/2022					
6/30/2022 7:01:35 AM	6/30/2022 7:25:58 AM	2022-2225	321	North Central Automatic Aid	North Central Auto Aide Area
6/30/2022 7:07:38 AM	6/30/2022 7:13:31 AM	2022-2224	611	NCR58	North Central Rural, Station 58 Service Area
6/30/2022 1:08:01 PM	6/30/2022 1:11:40 PM	2022-2229	321	NCKer	North Central Kerman
6/30/2022 1:08:55 PM	6/30/2022 1:23:13 PM	2022-2230	321	North Central Automatic Aid	North Central Auto Aide Area
6/30/2022 1:14:00 PM	6/30/2022 1:30:55 PM	2022-2231	321	NC59	North Central Metro, Station 59 Service Area
6/30/2022 4:03:43 PM	6/30/2022 4:12:16 PM	2022-2235	611	NCR55	North Central Rural, Station 55 Service Area
6/30/2022 4:09:35 PM	6/30/2022 4:12:58 PM	2022-2234	324	NCKer	North Central Kerman
6/30/2022 7:27:54 PM	6/30/2022 7:29:36 PM	2022-2238	611	NCKer	North Central Kerman
6/30/2022 7:29:13 PM	6/30/2022 7:32:35 PM	2022-2239	611	NCR56	North Central Rural, Station 56 Service Area
6/30/2022 7:29:50 PM	6/30/2022 7:46:19 PM	2022-2240	321	NCKer	North Central Kerman
6/30/2022 7:33:53 PM	6/30/2022 7:56:06 PM	2022-2241	440	NC59	North Central Metro, Station 59 Service Area

Percentage of incidents overlapping from total incidents in month,year. Compared incident time range as either Alarm to Cancel or Alarm to Clear for incidents that have either Cancel or Clear time recorded. Reviewed calls only. Group by date. Displays date, incident number, incident type (numeric only), zone, and station.

North Central Fire Protection District

Kerman, CA

This report was generated on 7/12/2022 12:03:42 PM



Count of Overlapping Incidents for Station for Date Range (In Service Time Used)

Incident Status(s): All Incident Statuses | Station(s): NCKer | Start Date: 06/01/2022 | End Date: 06/30/2022

OVERLAPPING COUNT	PERCENT OVERLAPPING	TOTAL
12	11.54 %	104

OVERLAPPING INCIDENT DETAILS (ALARM TO IN SERVICE)

ALARM	IN SERVICE	INCIDENT NUMBER	INCIDENT TYPE	ZONE
6/7/2022				
6/7/2022 9:53:10 AM	6/7/2022 10:01:02 AM	2022-1949	311	North Central Kerman
6/7/2022 9:54:24 AM	6/7/2022 10:04:29 AM	2022-1950	311	North Central Kerman
6/20/2022				
6/20/2022 9:51:14 PM	6/20/2022 10:05:06 PM	2022-2106	311	North Central Kerman
6/20/2022 10:02:44 PM	6/20/2022 10:27:42 PM	2022-2107	311	North Central Kerman
6/22/2022				
6/22/2022 9:05:23 AM	6/22/2022 12:13:27 PM	2022-2122	445	North Central Kerman
6/22/2022 12:04:49 PM	6/22/2022 12:06:40 PM	2022-2125	611	North Central Kerman
6/25/2022				
6/25/2022 3:00:59 AM	6/25/2022 3:07:22 AM	2022-2164	611	North Central Kerman
6/25/2022 2:58:47 AM	6/25/2022 3:14:36 AM	2022-2165	700	North Central Kerman
6/27/2022				
6/27/2022 8:21:20 PM	6/27/2022 8:23:16 PM	2022-2190	611	North Central Kerman
6/27/2022 8:21:24 PM	6/27/2022 8:28:35 PM	2022-2191	321	North Central Kerman
6/29/2022				
6/29/2022 10:43:55 PM	6/29/2022 11:03:24 PM	2022-2220	321	North Central Kerman
6/29/2022 10:43:52 PM	6/29/2022 11:06:37 PM	2022-2221	321	North Central Kerman

Incident time range is difference between 'Alarm' and 'In Service' time stamps (both must be present). If multiple apparatus respond, 'In Service' taken from final apparatus to leave. Results grouped by date.



North Central Fire Protection District

Kerman, CA

This report was generated on 7/12/2022 12:04:12 PM



Count of Overlapping Incidents for Station for Date Range (In Service Time Used)

Incident Status(s): All Incident Statuses | Station(s): NCR58 | Start Date: 06/01/2022 | End Date: 06/30/2022

OVERLAPPING COUNT	PERCENT OVERLAPPING	TOTAL
10	15.87 %	63

OVERLAPPING INCIDENT DETAILS (ALARM TO IN SERVICE)

ALARM	IN SERVICE	INCIDENT NUMBER	INCIDENT TYPE	ZONE
6/13/2022				
6/13/2022 3:54:58 PM	6/13/2022 3:59:27 PM	2022-2030	611	North Central Rural, Station 58 Service Area
6/13/2022 4:33:20 PM	6/13/2022 4:44:59 PM	2022-2031	571	North Central Rural, Station 58 Service Area
6/13/2022 3:41:27 PM	6/13/2022 6:10:54 PM	2022-2032	140	North Central Rural, Station 58 Service Area
6/22/2022				
6/22/2022 10:22:05 PM	6/22/2022 10:43:10 PM	2022-2132	322	North Central Auto Aide Area
6/22/2022 4:44:16 PM	6/22/2022 10:47:52 PM	2022-2135	140	North Central Rural, Station 58 Service Area
6/23/2022				
6/23/2022 4:29:55 PM	6/23/2022 5:17:46 PM	2022-2149	140	North Central Rural, Station 58 Service Area
6/23/2022 5:54:09 PM	6/23/2022 6:17:57 PM	2022-2150	735	North Central Auto Aide Area
6/23/2022 3:55:56 PM	6/23/2022 7:25:48 PM	2022-2152	142	North Central Rural, Station 58 Service Area
6/26/2022				
6/26/2022 8:50:05 PM	6/26/2022 10:23:57 PM	2022-2179	321	North Central Rural, Station 58 Service Area
6/26/2022 9:44:06 PM	6/26/2022 10:54:51 PM	2022-2180	140	North Central Rural, Station 58 Service Area

Incident time range is difference between 'Alarm' and 'In Service' time stamps (both must be present). If multiple apparatus respond, 'In Service' taken from final apparatus to leave. Results grouped by date.



North Central Fire Protection District

Kerman, CA

This report was generated on 7/12/2022 12:05:37 PM



Mutual or Automatic Aid Given by FDID for Incident Type for Date Range

Incident Type(s): All Incident Types | Start Date: 06/01/2022 | End Date: 06/30/2022

INCIDENT NUMBER	INCIDENT DATE	LOCATION	AID TYPE	INCIDENT TYPE
FDID: 10032 - Fresno County				
2022-2186	06/27/2022	3773 S Cornelia AVE	Automatic aid given	321 - EMS call, excluding vehicle accident with injury
Count of Calls for FDID 10032 - Fresno County : 1				

Report pulls data from Basic Info 5 (Mutual Aid Given Box) and if available, matches FDID to Neighboring Agency's FDID in Neighboring Agency list in the Administration Module. If missing, Report will only display FDID of Agency.



emergencyreporting.com

Doc Id: 1616

Page # 1 of 1

North Central Fire Protection District

Kerman, CA

This report was generated on 7/12/2022 12:06:17 PM



Mutual or Automatic Aid Received by FDID for Incident Type for Date Range

Incident Type(s): All Incident Types | Start Date: 06/01/2022 | End Date: 06/30/2022

INCIDENT	INCIDENT DATE	LOCATION	AID TYPE	INCIDENT TYPE
FDID: 10030 - Total Calls: 102				
2022-1930	06/05/2022	N Hughes AVE	Automatic aid received	100 - Fire, other
2022-2076	06/16/2022	9191 W WHITESBRIDGE RD	Automatic aid received	111 - Building fire
2022-1980	06/09/2022	5666 W MCKINLEY AVE	Automatic aid received	118 - Trash or rubbish fire, contained
2022-1916	06/04/2022	4129 W MCKINLEY AVE	Automatic aid received	130 - Mobile property (vehicle) fire, other
2022-1914	06/04/2022	3146 W MCKINLEY AVE	Automatic aid received	140 - Natural vegetation fire, other
2022-1952	06/07/2022	N BLYTHE AVE	Automatic aid received	140 - Natural vegetation fire, other
2022-1958	06/08/2022	115 N BRAWLEY AVE	Automatic aid received	140 - Natural vegetation fire, other
2022-2010	06/12/2022	305 W HAMPTON WAY	Automatic aid received	140 - Natural vegetation fire, other
2022-2048	06/14/2022	W FLORADORA AVE	Automatic aid received	140 - Natural vegetation fire, other
2022-2097	06/19/2022	N Marks AVE	Automatic aid received	140 - Natural vegetation fire, other
2022-2129	06/22/2022	3449 W FRANKLIN AVE	Automatic aid received	140 - Natural vegetation fire, other
2022-2135	06/22/2022	5395 N GARFIELD AVE	Automatic aid received	140 - Natural vegetation fire, other
2022-1991	06/10/2022	1617 W CALIFORNIA AVE	Automatic aid received	143 - Grass fire
2022-2051	06/14/2022	94 E SUSSEX WAY	Automatic aid received	160 - Special outside fire, other
2022-2206	06/29/2022	94 E SUSSEX WAY	Automatic aid received	160 - Special outside fire, other
2022-2207	06/29/2022	94 E SUSSEX WAY	Automatic aid received	160 - Special outside fire, other
2022-1899	06/03/2022	5136 N TEILMAN AVE	Automatic aid received	311 - Medical assist, assist EMS crew
2022-1911	06/03/2022	4185 N THORNE AVE	Automatic aid received	311 - Medical assist, assist EMS crew
2022-1969	06/09/2022	2107 W OLIVE AVE	Automatic aid received	311 - Medical assist, assist EMS crew

Only Completed or Reviewed incidents included. Report pulls information from "Neighboring Agencies" in Administration module.



2022-2024	06/13/2022	3426 W UNIVERSITY AVE	Automatic aid received	311 - Medical assist, assist EMS crew
2022-2028	06/13/2022	6095 N BUNGALOW LN	Automatic aid received	311 - Medical assist, assist EMS crew
2022-2037	06/14/2022	2304 W OLIVE AVE	Automatic aid received	311 - Medical assist, assist EMS crew
2022-2040	06/14/2022	1429 W SAMPLE AVE	Automatic aid received	311 - Medical assist, assist EMS crew
2022-2041	06/14/2022	6052 N WINCHESTER AVE	Automatic aid received	311 - Medical assist, assist EMS crew
2022-2043	06/14/2022	1552 N KATY LN	Automatic aid received	311 - Medical assist, assist EMS crew
2022-2045	06/14/2022	3187 W BELMONT AVE	Automatic aid received	311 - Medical assist, assist EMS crew
2022-2063	06/15/2022	2649 W SAN JOSE AVE	Automatic aid received	311 - Medical assist, assist EMS crew
2022-2064	06/15/2022	6142 N ROOSEVELT AVE	Automatic aid received	311 - Medical assist, assist EMS crew
2022-1881	06/01/2022	2480 W ROBERTS AVE	Automatic aid received	321 - EMS call, excluding vehicle accident with injury
2022-1884	06/01/2022	6639 N PARKWAY DR	Automatic aid received	321 - EMS call, excluding vehicle accident with injury
2022-1895	06/02/2022	2641 W BELMONT AVE	Automatic aid received	321 - EMS call, excluding vehicle accident with injury
2022-1919	06/04/2022	3075 W MCKINLEY AVE	Automatic aid received	321 - EMS call, excluding vehicle accident with injury
2022-1929	06/05/2022	2635 W BULLARD AVE	Automatic aid received	321 - EMS call, excluding vehicle accident with injury
2022-1939	06/06/2022	57 E SUSSEX WAY	Automatic aid received	321 - EMS call, excluding vehicle accident with injury
2022-1948	06/07/2022	512 W SAN JOSE AVE	Automatic aid received	321 - EMS call, excluding vehicle accident with injury
2022-1953	06/07/2022	3109 W MCKINLEY AVE	Automatic aid received	321 - EMS call, excluding vehicle accident with injury
2022-1955	06/07/2022	2212 N VISTA AVE	Automatic aid received	321 - EMS call, excluding vehicle accident with injury
2022-1956	06/07/2022	1216 E PICO AVE	Automatic aid received	321 - EMS call, excluding vehicle accident with injury
2022-1960	06/08/2022	1040 N PLEASANT AVE	Automatic aid received	321 - EMS call, excluding vehicle accident with injury
2022-1974	06/09/2022	3529 W BUENA VISTA AVE	Automatic aid received	321 - EMS call, excluding vehicle accident with injury
2022-1979	06/09/2022	5319 N ROOSEVELT AVE	Automatic aid received	321 - EMS call, excluding vehicle accident with injury
2022-1984	06/10/2022	6095 N BUNGALOW LN	Automatic aid received	321 - EMS call, excluding vehicle accident with injury
2022-1993	06/10/2022	1492 W BULLARD AVE	Automatic aid received	321 - EMS call, excluding vehicle accident with injury
2022-2005	06/11/2022	E Ashlan AVE	Automatic aid received	321 - EMS call, excluding vehicle accident with injury
2022-2013	06/12/2022	57 E SUSSEX WAY	Automatic aid received	321 - EMS call, excluding vehicle accident with injury

Only Completed or Reviewed incidents included. Report pulls information from "Neighboring Agencies" in Administration module.



2022-2017	06/12/2022	3930 N SANTA FE AVE	Automatic aid received	321 - EMS call, excluding vehicle accident with injury
2022-2022	06/13/2022	2649 W SAN JOSE AVE	Automatic aid received	321 - EMS call, excluding vehicle accident with injury
2022-2070	06/16/2022	2649 W SAN JOSE AVE	Automatic aid received	321 - EMS call, excluding vehicle accident with injury
2022-2072	06/16/2022	W Olive AVE	Automatic aid received	321 - EMS call, excluding vehicle accident with injury
2022-2077	06/17/2022	7551 N SPYGLASS AVE	Automatic aid received	321 - EMS call, excluding vehicle accident with injury
2022-2082	06/17/2022	6110 N PLEASANT AVE	Automatic aid received	321 - EMS call, excluding vehicle accident with injury
2022-2086	06/18/2022	6095 N BUNGALOW LN	Automatic aid received	321 - EMS call, excluding vehicle accident with injury
2022-2091	06/19/2022	3075 W MCKINLEY AVE	Automatic aid received	321 - EMS call, excluding vehicle accident with injury
2022-2100	06/20/2022	1533 E AUSTIN WAY	Automatic aid received	321 - EMS call, excluding vehicle accident with injury
2022-2101	06/20/2022	1429 W SAMPLE AVE	Automatic aid received	321 - EMS call, excluding vehicle accident with injury
2022-2102	06/20/2022	2063 N CORNELIA AVE	Automatic aid received	321 - EMS call, excluding vehicle accident with injury
2022-2105	06/20/2022	7114 N WOODSON AVE	Automatic aid received	321 - EMS call, excluding vehicle accident with injury
2022-2113	06/21/2022	4545 N PALM AVE	Automatic aid received	321 - EMS call, excluding vehicle accident with injury
2022-2114	06/21/2022	2635 W BULLARD AVE	Automatic aid received	321 - EMS call, excluding vehicle accident with injury
2022-2118	06/21/2022	454 W BROWNING AVE	Automatic aid received	321 - EMS call, excluding vehicle accident with injury
2022-2126	06/22/2022	3020 W BELMONT AVE	Automatic aid received	321 - EMS call, excluding vehicle accident with injury
2022-2140	06/23/2022	2731 W OLIVE AVE	Automatic aid received	321 - EMS call, excluding vehicle accident with injury
2022-2141	06/23/2022	1441 W PALO ALTO AVE	Automatic aid received	321 - EMS call, excluding vehicle accident with injury
2022-2145	06/23/2022	5191 N SEQUOIA DR	Automatic aid received	321 - EMS call, excluding vehicle accident with injury
2022-2146	06/23/2022	2321 W SIERRA AVE	Automatic aid received	321 - EMS call, excluding vehicle accident with injury
2022-2151	06/23/2022	3147 W OLIVE AVE	Automatic aid received	321 - EMS call, excluding vehicle accident with injury
2022-2163	06/24/2022	W Barstow AVE	Automatic aid received	321 - EMS call, excluding vehicle accident with injury
2022-2171	06/25/2022	5904 W HAMPTON WAY	Automatic aid received	321 - EMS call, excluding vehicle accident with injury
2022-2172	06/25/2022	2061 N CORNELIA AVE	Automatic aid received	321 - EMS call, excluding vehicle accident with injury
2022-2182	06/27/2022	3636 N GRANTLAND AVE	Automatic aid received	321 - EMS call, excluding vehicle accident with injury

Only Completed or Reviewed incidents included. Report pulls information from "Neighboring Agencies" in Administration module.



2022-2184	06/27/2022	0 W OLIVE AVE & N PLEASANT AVE	Automatic aid received	321 - EMS call, excluding vehicle accident with injury
2022-2187	06/27/2022	5348 W SHIELDS AVE	Automatic aid received	321 - EMS call, excluding vehicle accident with injury
2022-2189	06/27/2022	E Sussex WAY	Automatic aid received	321 - EMS call, excluding vehicle accident with injury
2022-2193	06/27/2022	N Valentine AVE	Automatic aid received	321 - EMS call, excluding vehicle accident with injury
2022-2195	06/28/2022	4678 N GLENN AVE	Automatic aid received	321 - EMS call, excluding vehicle accident with injury
2022-2203	06/28/2022	2885 N POLK AVE	Automatic aid received	321 - EMS call, excluding vehicle accident with injury
2022-2204	06/28/2022	5957 W SHIELDS AVE	Automatic aid received	321 - EMS call, excluding vehicle accident with injury
2022-2208	06/29/2022	490 W BARSTOW AVE	Automatic aid received	321 - EMS call, excluding vehicle accident with injury
2022-2217	06/29/2022	2125 N FELAND AVE	Automatic aid received	321 - EMS call, excluding vehicle accident with injury
2022-2222	06/30/2022	490 W BARSTOW AVE	Automatic aid received	321 - EMS call, excluding vehicle accident with injury
2022-2225	06/30/2022	3187 W BELMONT AVE	Automatic aid received	321 - EMS call, excluding vehicle accident with injury
2022-2230	06/30/2022	W Olive AVE	Automatic aid received	321 - EMS call, excluding vehicle accident with injury
2022-2231	06/30/2022	10 E BELLAIRE WAY	Automatic aid received	321 - EMS call, excluding vehicle accident with injury
2022-1932	06/05/2022	5330 W SHIELDS AVE	Automatic aid received	412 - Gas leak (natural gas or LPG)
2022-2241	06/30/2022	264 W SAN JOSE AVE	Automatic aid received	440 - Electrical wiring/equipment problem, other
2022-1964	06/08/2022	622 N PLEASANT AVE	Automatic aid received	444 - Power line down
2022-2018	06/12/2022	1225 E SANTA ANA AVE	Automatic aid received	444 - Power line down
2022-2120	06/22/2022	E Holland AVE	Automatic aid received	444 - Power line down
2022-2121	06/22/2022	332 W SAN CARLOS AVE	Automatic aid received	444 - Power line down
2022-2168	06/25/2022	N Forkner AVE	Automatic aid received	444 - Power line down
2022-1941	06/06/2022	5318 N COLONIAL AVE	Automatic aid received	520 - Water problem, other
2022-2020	06/12/2022	94 E SUSSEX WAY	Automatic aid received	561 - Unauthorized burning
2022-1906	06/03/2022	1124 W ELLERY WAY	Automatic aid received	600 - Good intent call, other
2022-2054	06/15/2022	N Marks AVE	Automatic aid received	611 - Dispatched & cancelled en route
2022-2056	06/15/2022	7575 N CHARLES AVE	Automatic aid received	611 - Dispatched & cancelled en route

Only Completed or Reviewed incidents included. Report pulls information from "Neighboring Agencies" in Administration module.



2022-2025	06/13/2022	4625 N HARRISON AVE	Automatic aid received	651 - Smoke scare, odor of smoke
2022-2176	06/26/2022	3087 W MCKINLEY AVE	Automatic aid received	651 - Smoke scare, odor of smoke
2022-2188	06/27/2022	843 N LAFAYETTE AVE	Automatic aid received	651 - Smoke scare, odor of smoke
2022-2202	06/28/2022	1168 W SCOTT AVE	Automatic aid received	651 - Smoke scare, odor of smoke
2022-2212	06/29/2022	269 W SAN RAMON AVE	Automatic aid received	734 - Heat detector activation due to malfunction
2022-1894	06/02/2022	3555 W MCKINLEY AVE	Automatic aid received	745 - Alarm system activation, no fire - unintentional
2022-2223	06/30/2022	22 E SUSSEX WAY	Automatic aid received	745 - Alarm system activation, no fire - unintentional
FDID: 10032 - Total Calls: 4				
2022-2135	06/22/2022	5395 N GARFIELD AVE	Automatic aid received	140 - Natural vegetation fire, other
2022-2128	06/22/2022	4080 W BELMONT AVE	Automatic aid received	321 - EMS call, excluding vehicle accident with injury
2022-1925	06/04/2022	S Valentine AVE	Automatic aid received	363 - Swift water rescue
2022-1978	06/09/2022	5055 N WISHON AVE	Automatic aid received	651 - Smoke scare, odor of smoke
FDID: Unknown - Total Calls: 4				
2022-1965	06/08/2022	974 N MONTE AVE	Automatic aid received	100 - Fire, other
2022-2237	06/30/2022	5710 W DAKOTA AVE	Automatic aid received	140 - Natural vegetation fire, other
2022-2047	06/14/2022	4135 W OLIVE AVE	Mutual aid received	311 - Medical assist, assist EMS crew
2022-2134	06/22/2022	166 S MADERA AVE	Mutual aid received	321 - EMS call, excluding vehicle accident with injury

Only Completed or Reviewed incidents included. Report pulls information from "Neighboring Agencies" in Administration module.



North Central Fire Protection District

Kerman, CA

This report was generated on 7/12/2022 12:06:52 PM



Losses for Date Range

Start Date: 06/01/2022 | End Date: 06/30/2022

TOTAL INCIDENTS	TOTAL PROPERTY LOSS	TOTAL CONTENT LOSS	TOTAL LOSSES	AVERAGE LOSS
11	\$276,000.00	\$24,200.00	\$300,200.00	\$27,290.00

INCIDENT NUMBER	DATE	Incident Type	PROPERTY LOSS	CONTENT LOSS	TOTAL	% of Total
2022-1916	06/04/2022	130 - Mobile property (vehicle) fire, other	\$4,000.00	\$500.00	\$4,500.00	1.50%
2022-1926	06/05/2022	160 - Special outside fire, other	\$25,000.00	\$3,000.00	\$28,000.00	9.33%
2022-1965	06/08/2022	100 - Fire, other	\$500.00	\$500.00	\$1,000.00	0.33%
2022-1991	06/10/2022	143 - Grass fire	\$50,000.00	\$0.00	\$50,000.00	16.66%
2022-2035	06/14/2022	140 - Natural vegetation fire, other	\$500.00	\$0.00	\$500.00	0.17%
2022-2039	06/14/2022	138 - Off-road vehicle or heavy equipment fire	\$95,000.00	\$100.00	\$95,100.00	31.68%
2022-2076	06/16/2022	111 - Building fire	\$500.00	\$0.00	\$500.00	0.17%
2022-2138	06/23/2022	131 - Passenger vehicle fire	\$20,000.00	\$20,000.00	\$40,000.00	13.32%
2022-2175	06/26/2022	112 - Fires in structure other than in a building	\$500.00	\$100.00	\$600.00	0.20%
2022-2183	06/27/2022	131 - Passenger vehicle fire	\$70,000.00	\$0.00	\$70,000.00	23.32%
2022-2211	06/29/2022	131 - Passenger vehicle fire	\$10,000.00	\$0.00	\$10,000.00	3.33%

Only REVIEWED incidents included



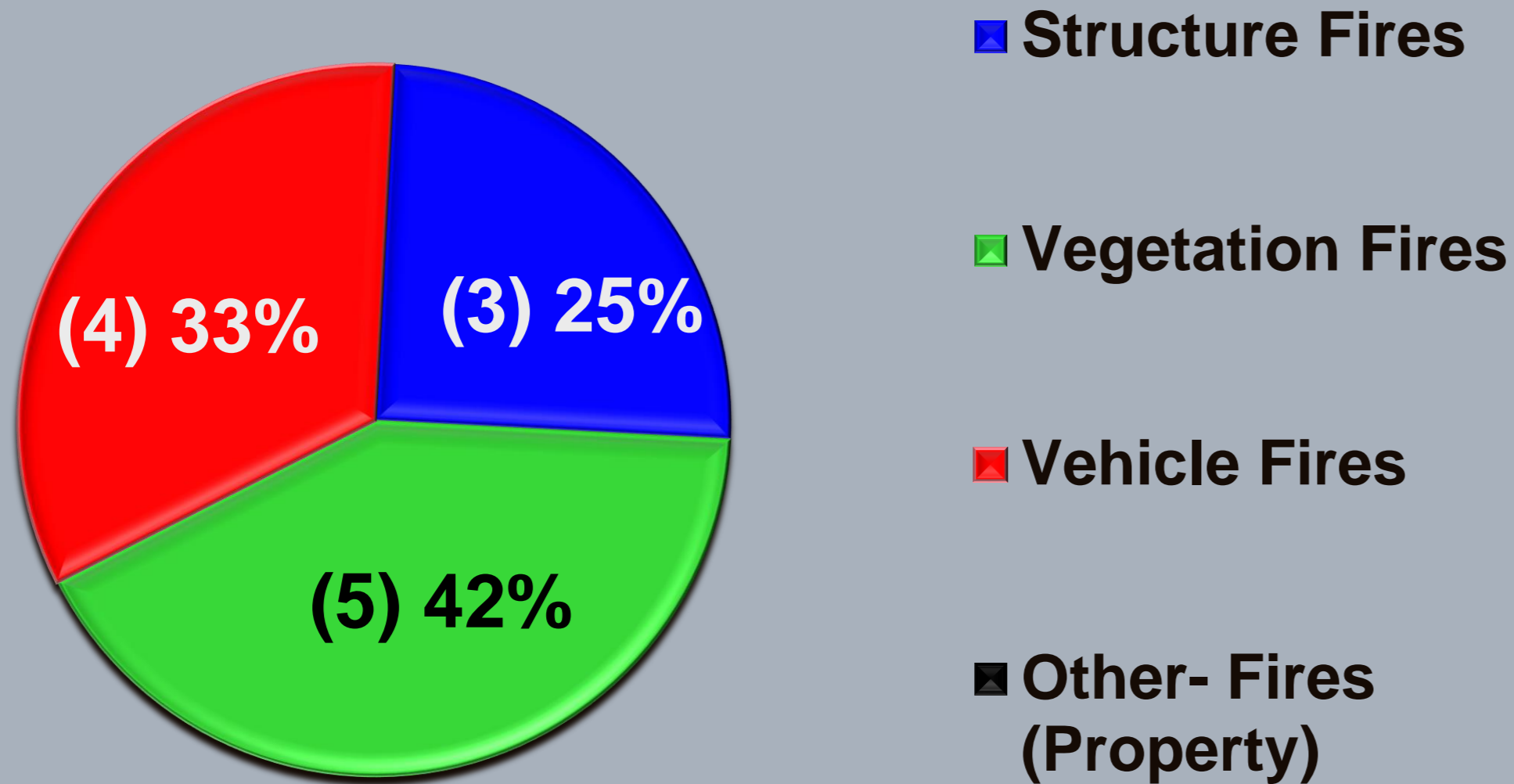
Fire Investigation Division Statistics for June 2022

- Fire Investigations

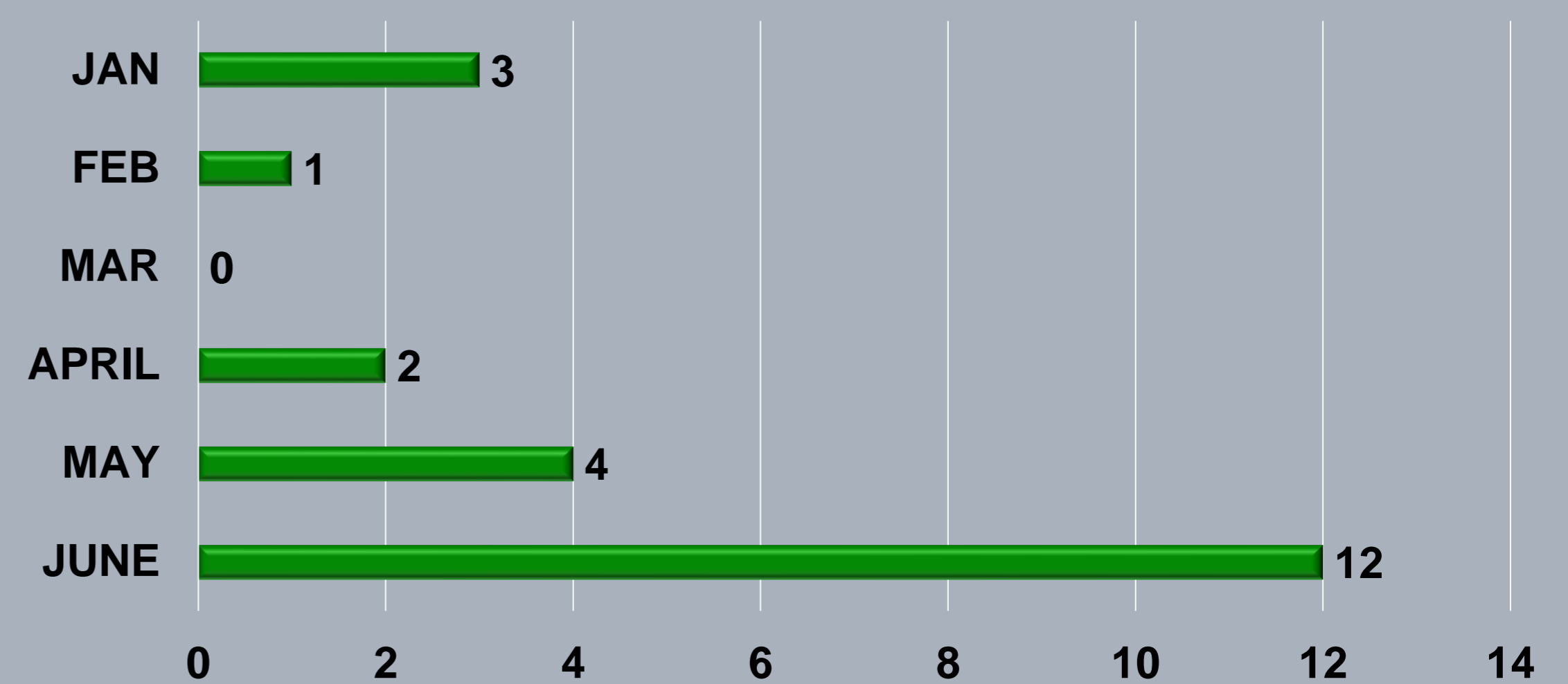


Fire Investigation Statistics for June 2022

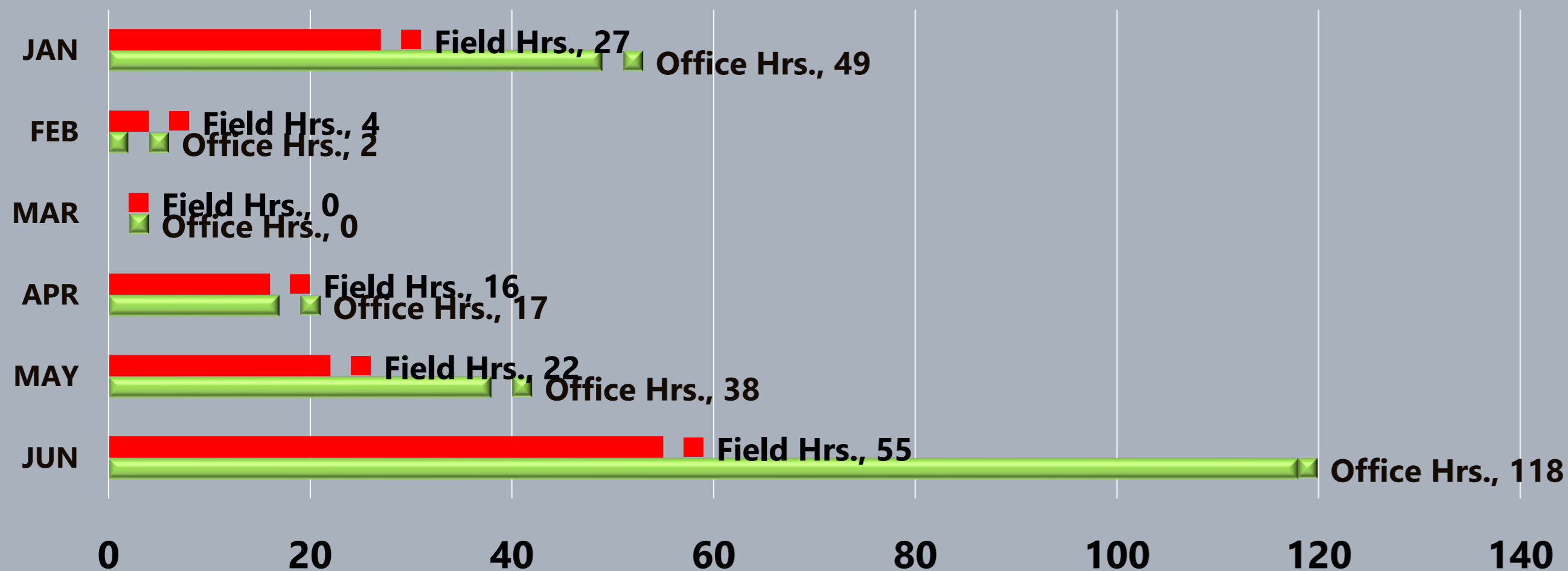
INVESTIGATIONS BY TYPE



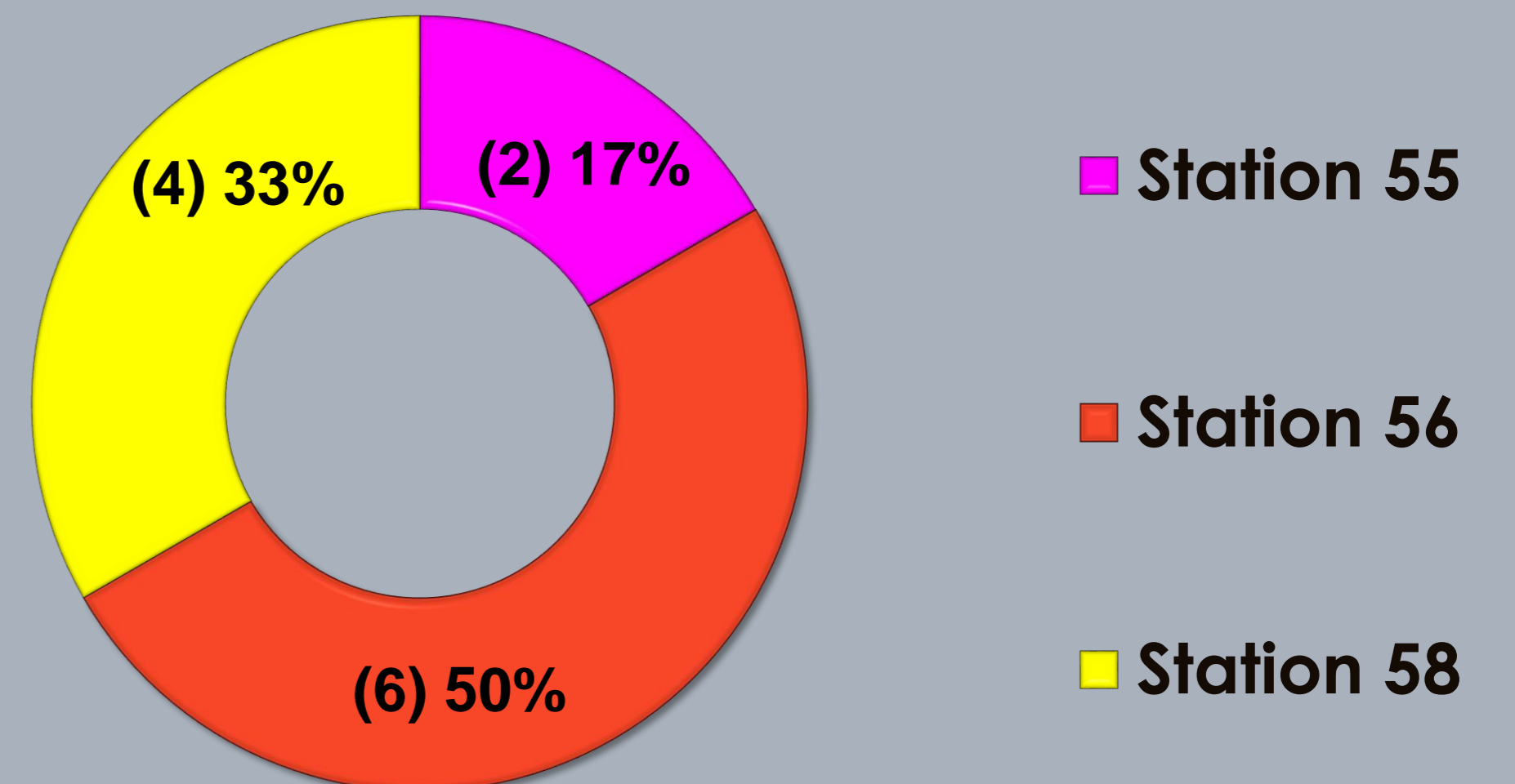
INVESTIGATION COUNT PER MONTH



INVESTIGATION HOURS PER MONTH

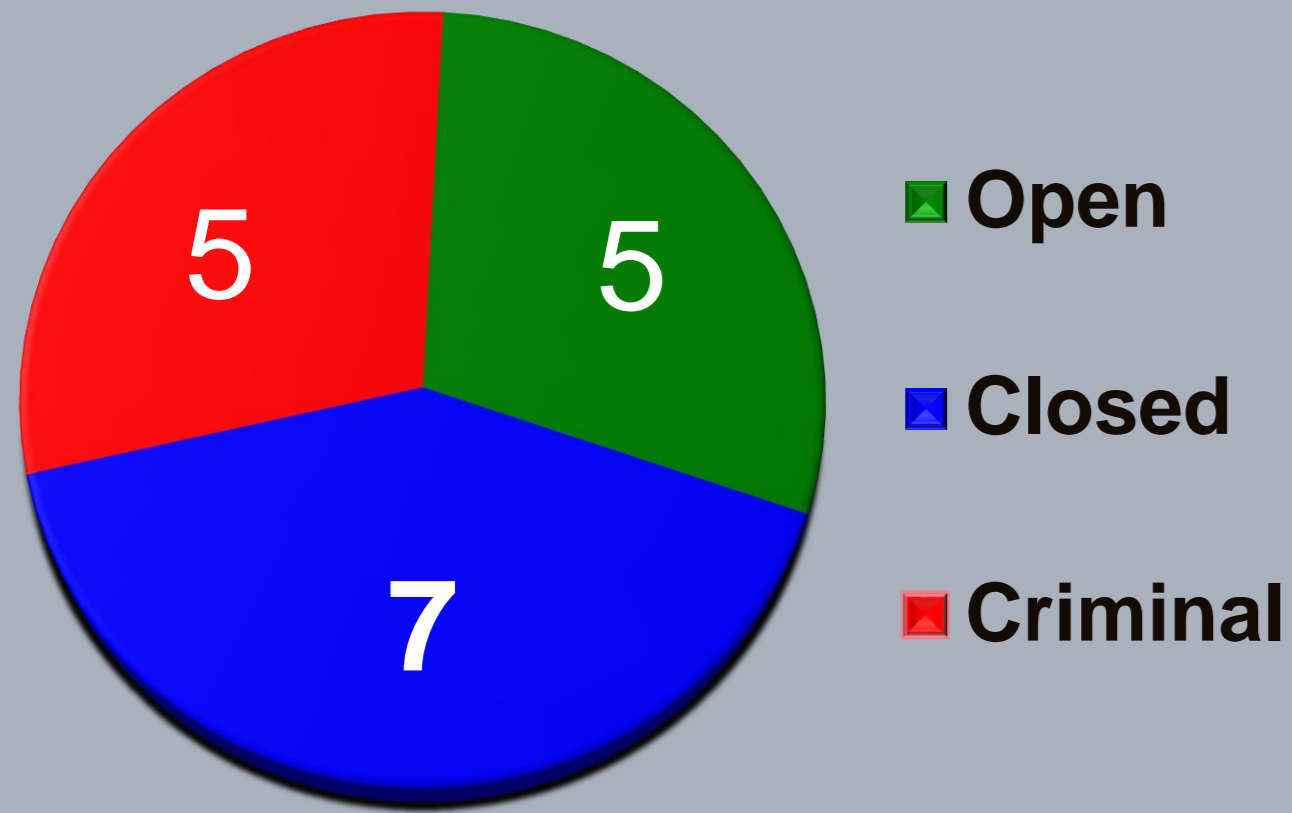


% OF INVESTIGATIONS BY 1ST IN STATION

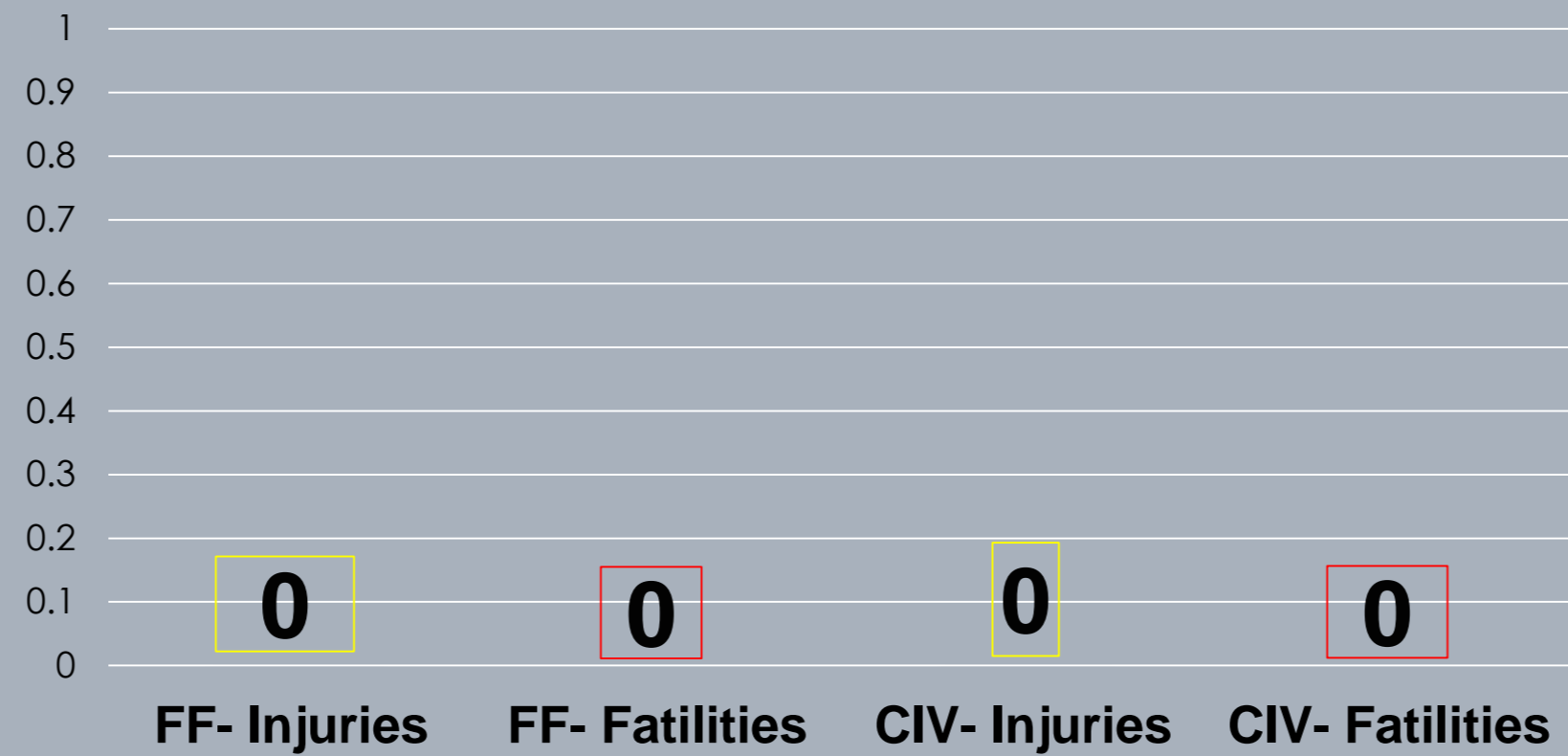


Fire Investigation Statistics for June 2022

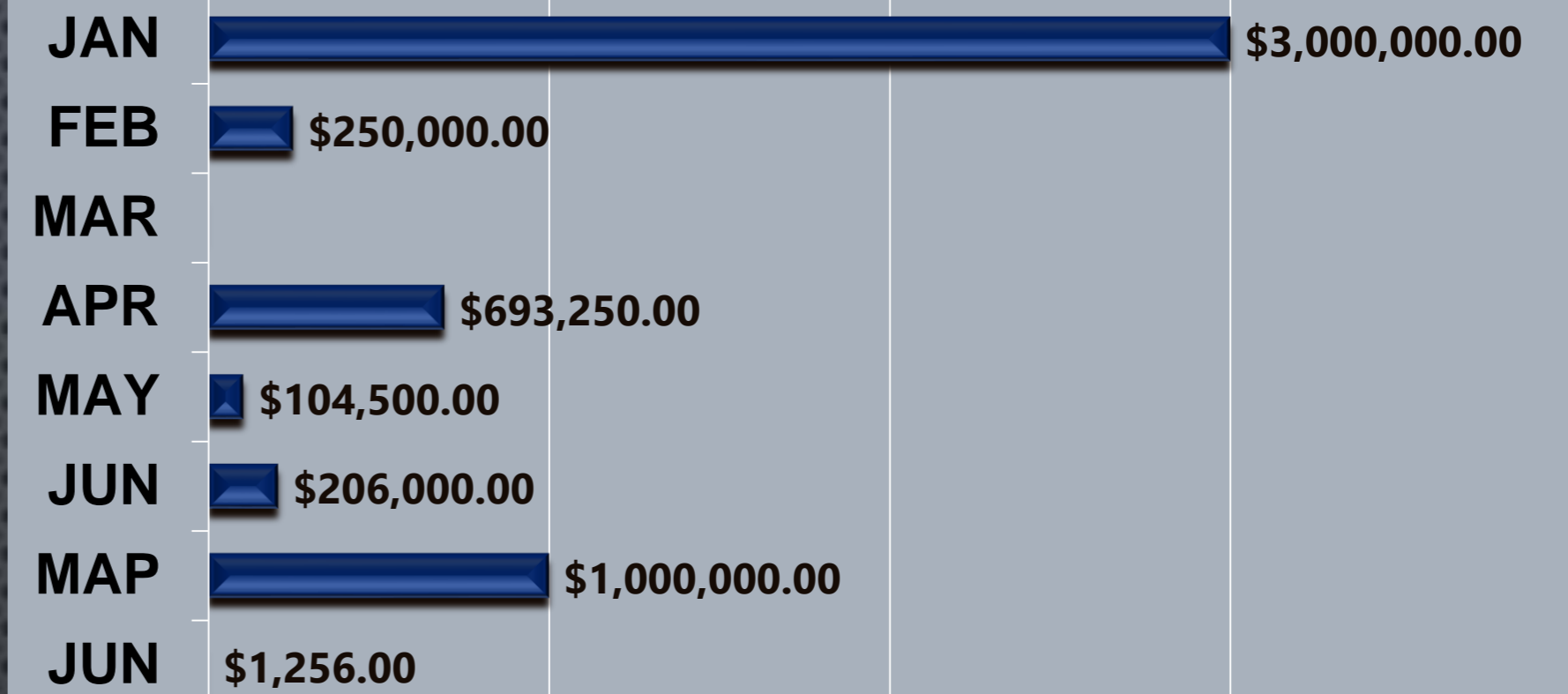
STATUS OF INVESTIGATIONS



INJURIES / FATALITIES



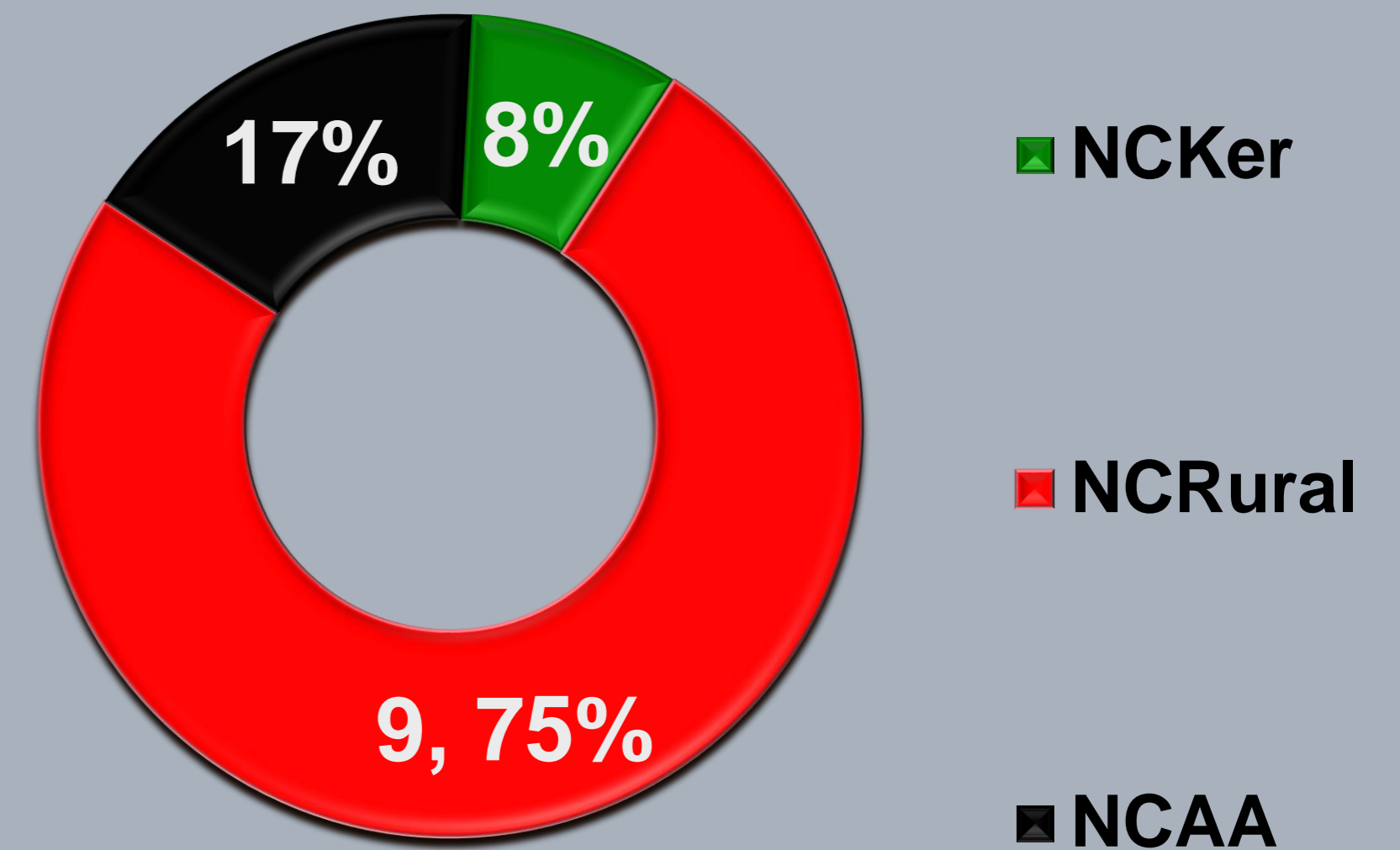
TOTAL DOLLAR LOSS – PER MONTH



INVESTIGATION CLASSIFICATIONS



INVESTIGATIONS BY ZONES





NORTH CENTRAL FIRE PROTECTION DISTRICT

Fire Chief: Timothy V. Henry, CFO, EFO

Fire Investigations						
TYPE OF FIRE / INCIDENT	DATE OF INCIDENT	LOCATION OF INCIDENT	ZONE	INVESTIGATION STATUS	INVESTIGATION CLASSIFICATION	NOTES
Vegetation Fire	6/10/2022	1617 W California Ave	NCRural	Closed	Undetermined	Unknown, grass fire. Homeless camp on site.
Vegetation Fire	6/14/2022	5810 N Garfield Ave	NCRural	Closed	Accidental	Electrical outlet malfunction, water fountain. No GFI, breaker tripped. In FFD AHJ, FFD- 101 assisted.
Vehicle Fire	6/14/2022	Whitesbridge & Lake	NCRural	Closed	Accidental	Commercial farm eq engine failure. Total Loss.
Structure Fire	6/16/2022	9191 W Whitesbridge Ave	NCRural	Open	Incendiary	two subjects threw a rock at front window and attempt to set it on fire
Structure Fire	6/17/2022	9192 W Whitesbridge Ave	NCRural	Open	Incendiary	two subjects threw a Molotov at front door window
Structure Fire	6/18/2022	9193 W Whitesbridge Ave	NCRural	Open	Incendiary	set a water bottle on fire in front of the main door
Vegetation Fire	6/22/2022	3449 W Franklin Ave. Fresno	NCAA	Closed	Other	Homeless camp, cooking food. Weather-Windy. Area either Railroad or Water Dept. ENG56 has the report
Vegetation Fire	6/22/2022	5395 N Garfield Ave	NCRural	Closed	Undetermined	Large lot. No weed abatement done, on the Weed List. Cost Recovery will be issued.
Vehicle Fire	6/23/2022	583 S 9th Street, Kerman	NCKer	Open	Incendiary	subject set fire to the vehicle cause total 3 vehicles to burn.
Vegetation Fire	6/23/2022	7893 W Shields Ave. Fresno	NCRural	Closed	Undetermined	Abandon Vineyard. Failed Weed Abatement Policy.



NORTH CENTRAL FIRE PROTECTION DISTRICT

Fire Chief: Timothy V. Henry, CFO, EFO

Vehicle Fire	6/19/2022	3754 N Hayes Ave	NCAA	Closed	Other	Vehicle Fire, Possible Chop Shop. Private Fire Investigator Moore has the report.
Vehicle Fire	6/29/2022	9191 W Whitesbridge Ave	NCRural	Open	Incendiary	Truck stolen, rammed Structure, and set the vehicle on fire
TOTAL: Fire Investigations						12

Fire Prevention Division

Statistics for June 2022

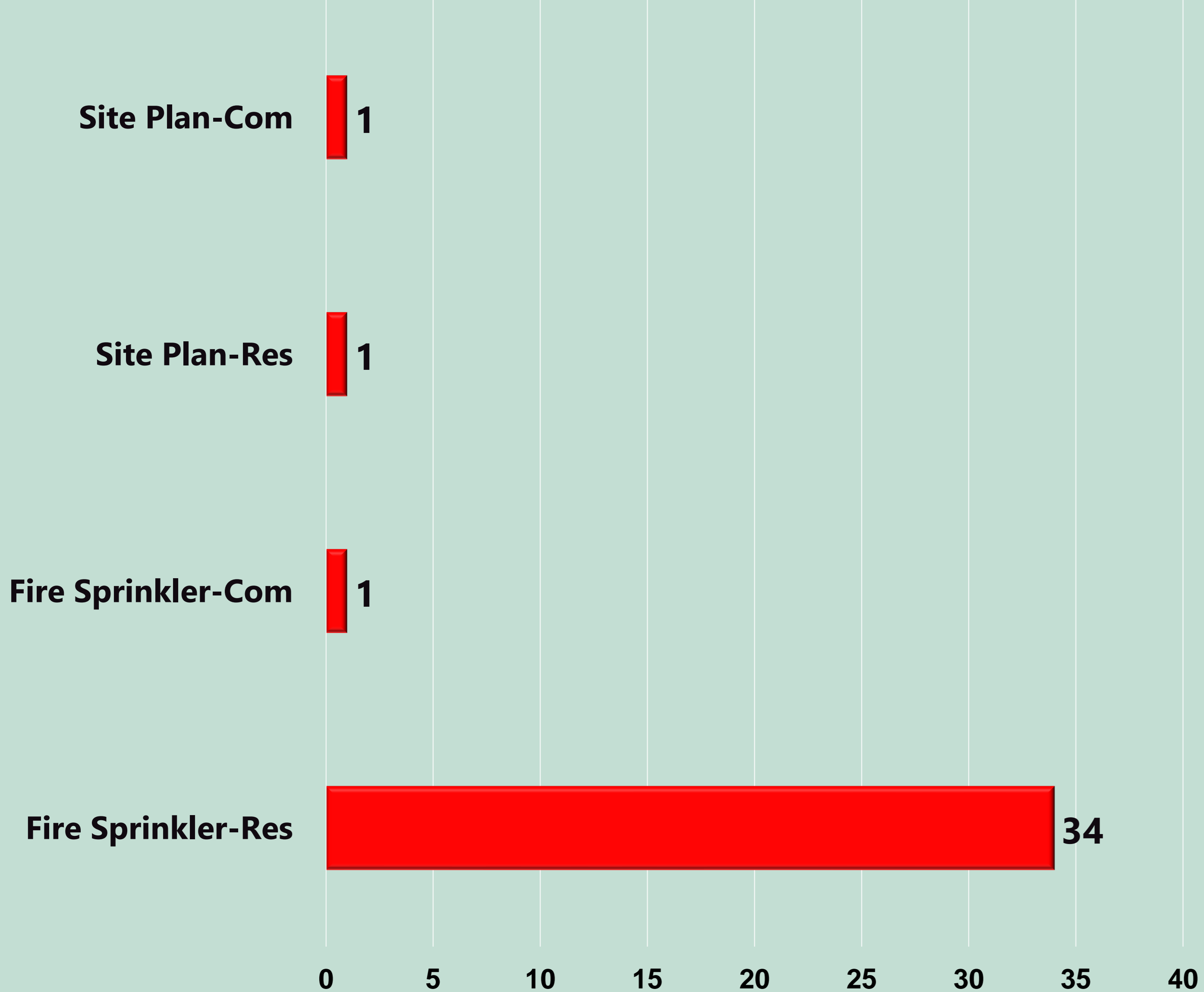
- Plans Submitted & Review
- New Construction Inspections
- Annual & Bi-Annual Inspections



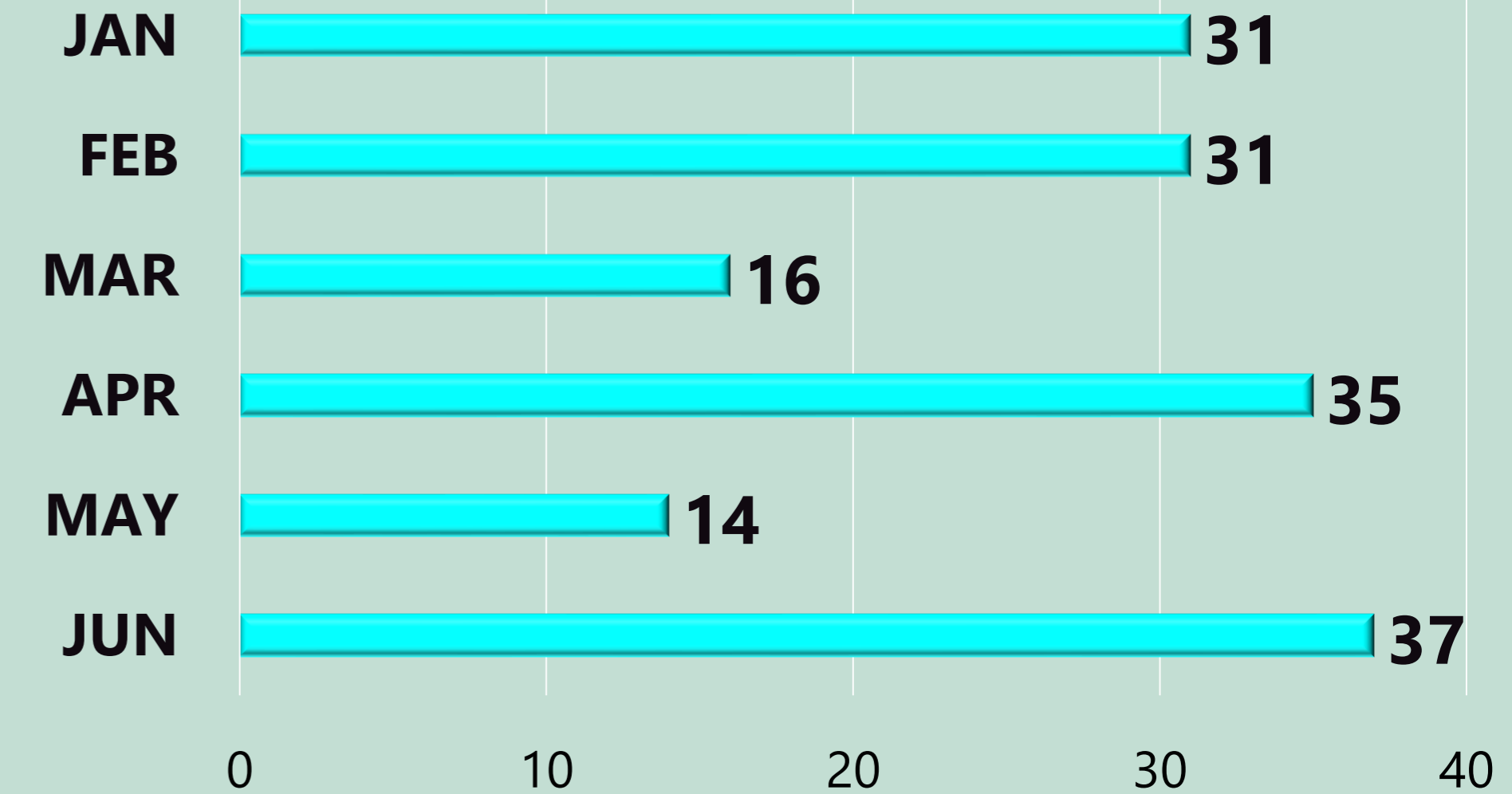


Plan Submitted for Review Statistics for June 2022

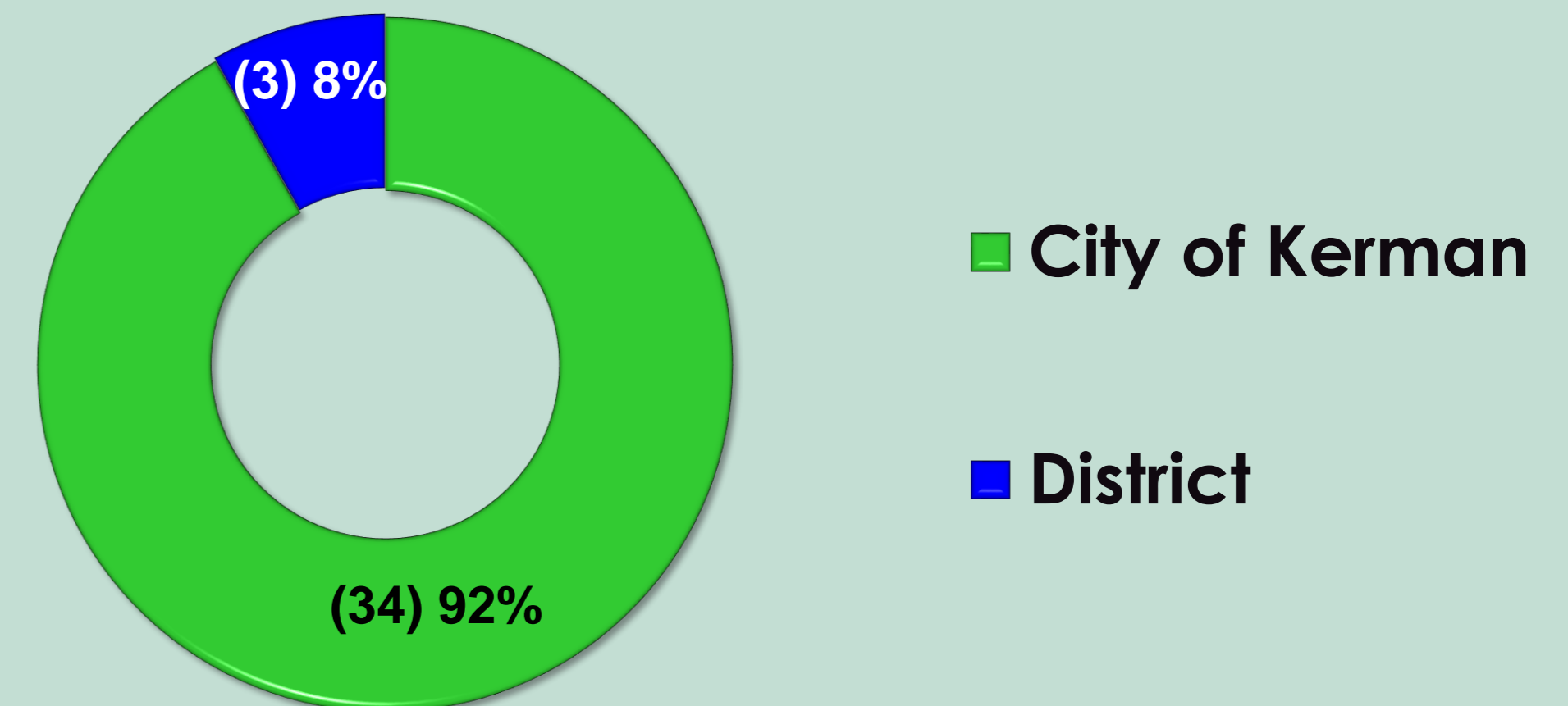
PLANS BY TYPE



TOTAL # PLANS SUBMITTED FOR REVIEW PER MONTH

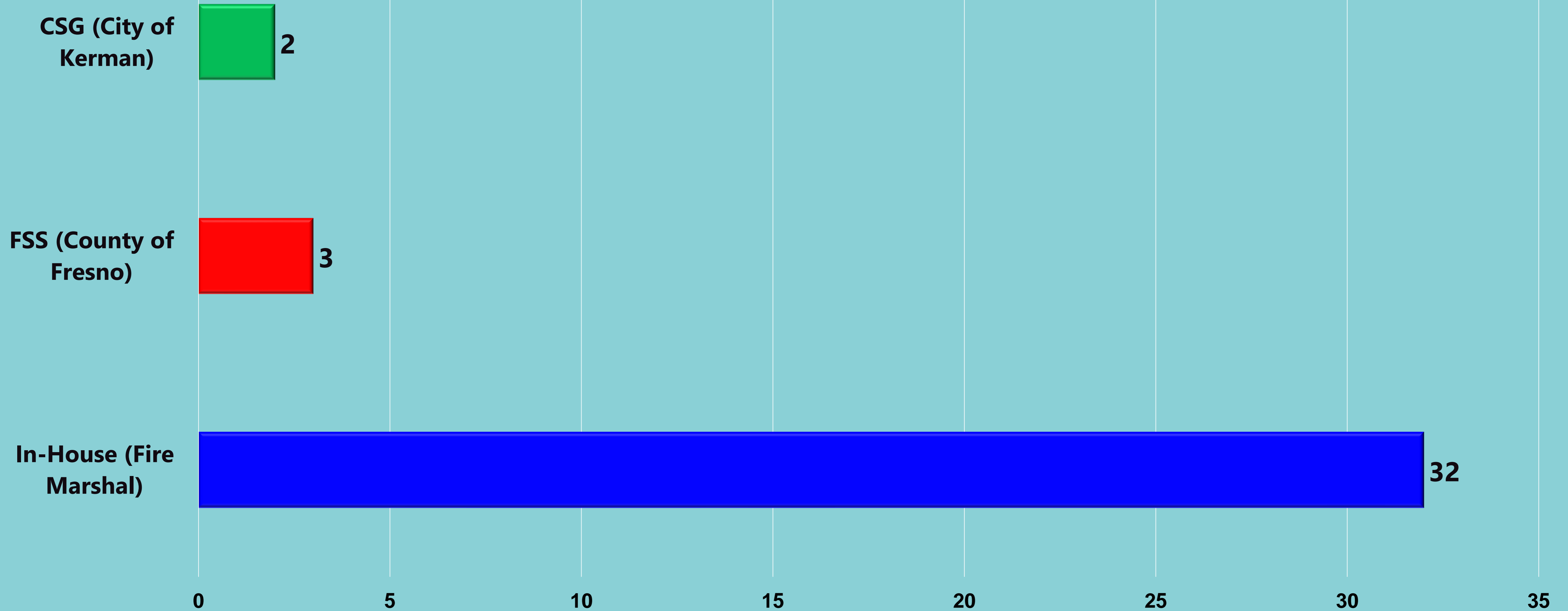


LOCATIONS OF PROJECTS (PLANS)





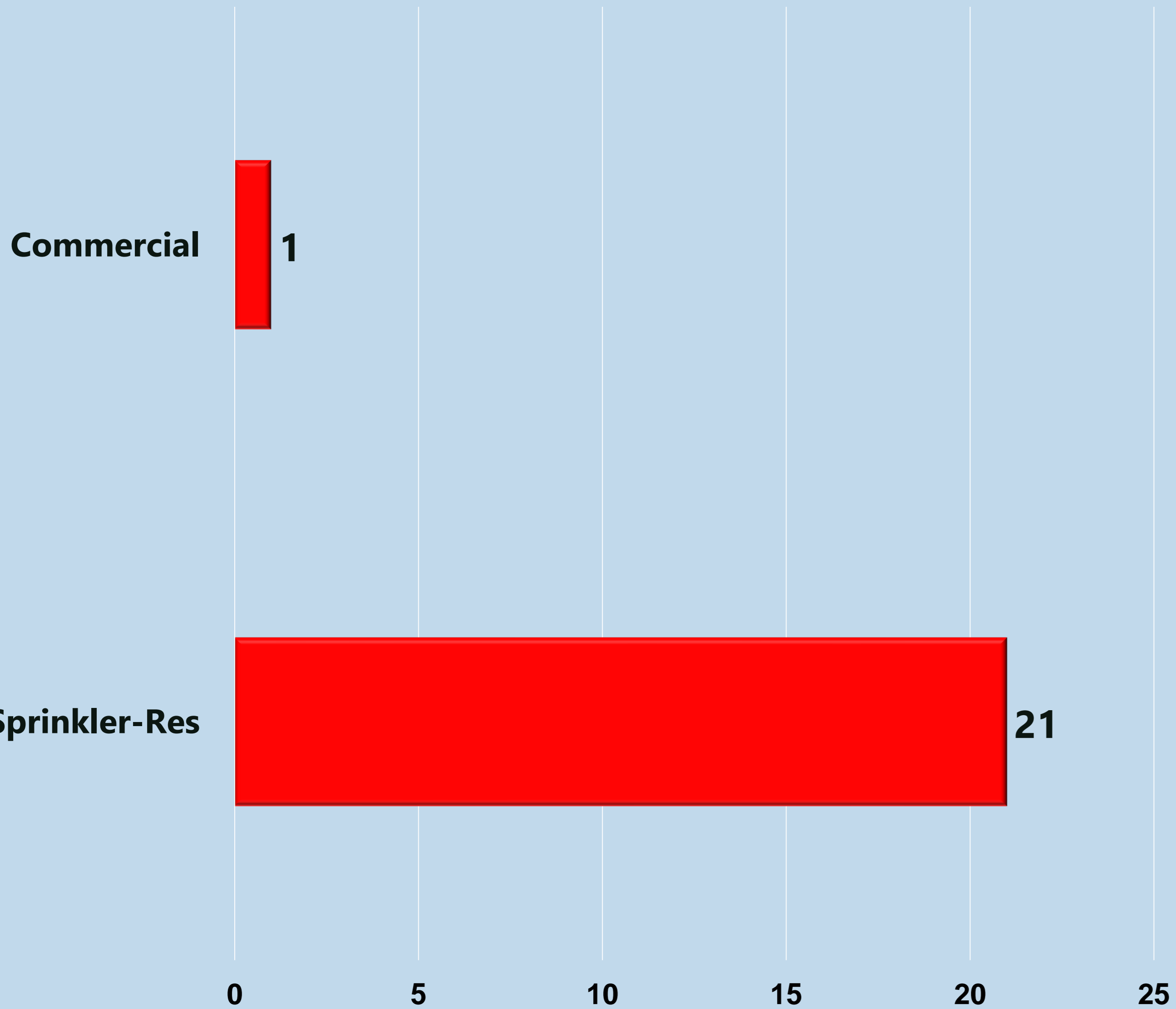
Plan Reviewed By Statistics for June 2022



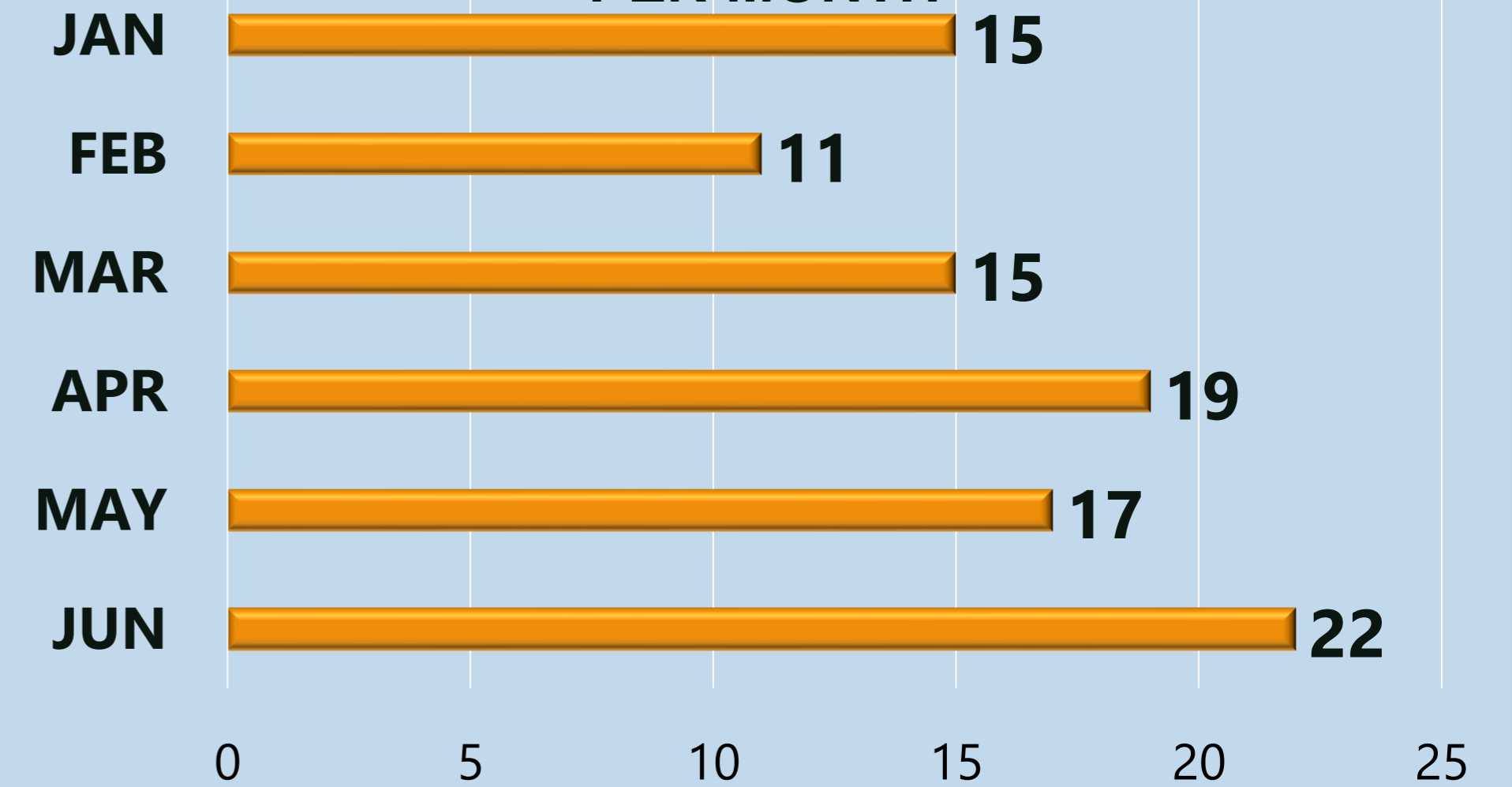


New Construction Inspections for June 2022

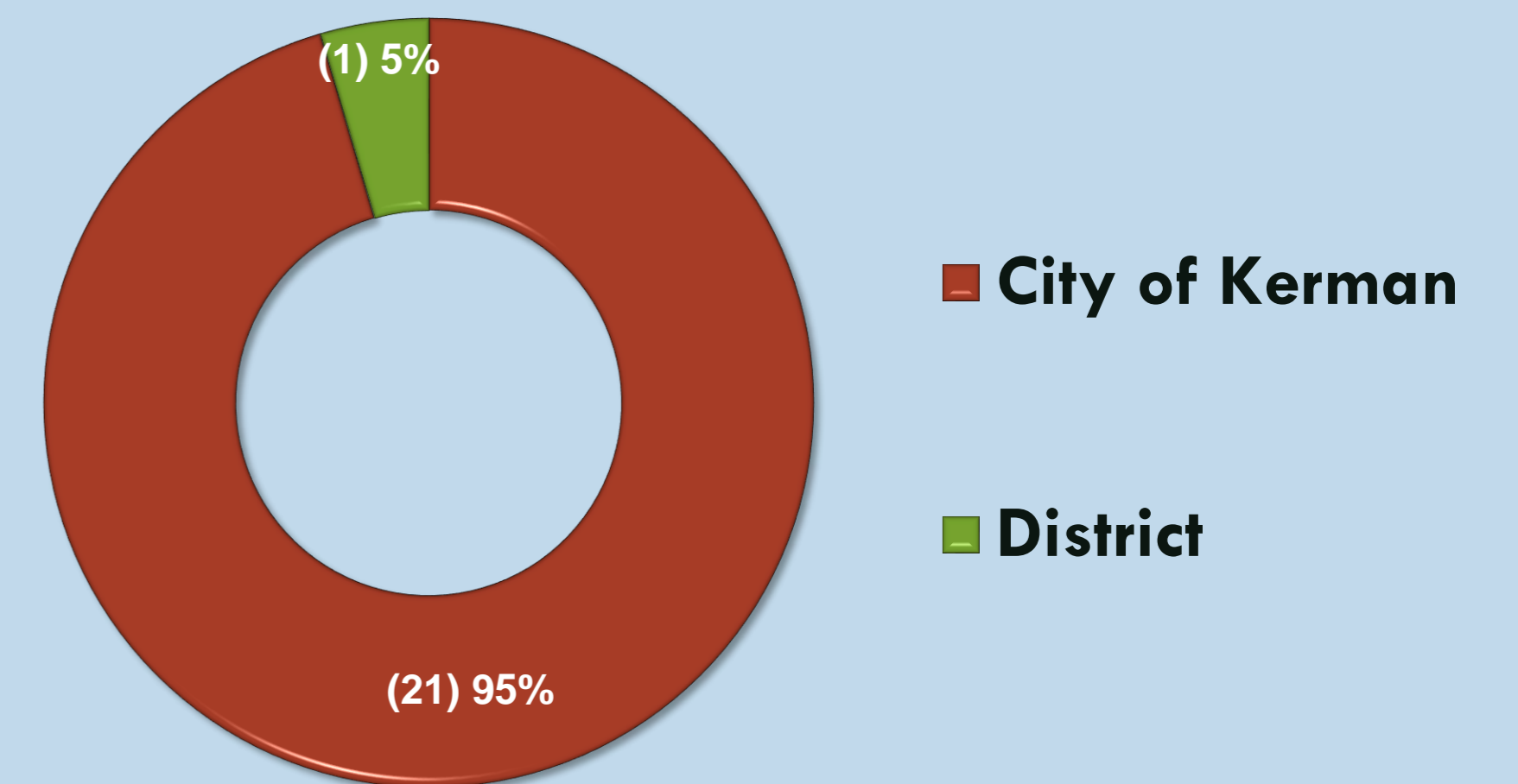
NEW CONSTRUCTION INSPECTIONS BY TYPE



NEW CONSTRUCTION INSPECTIONS COMPLETED PER MONTH



NEW CONSTRUCTION INSPECTIONS LOCATIONS

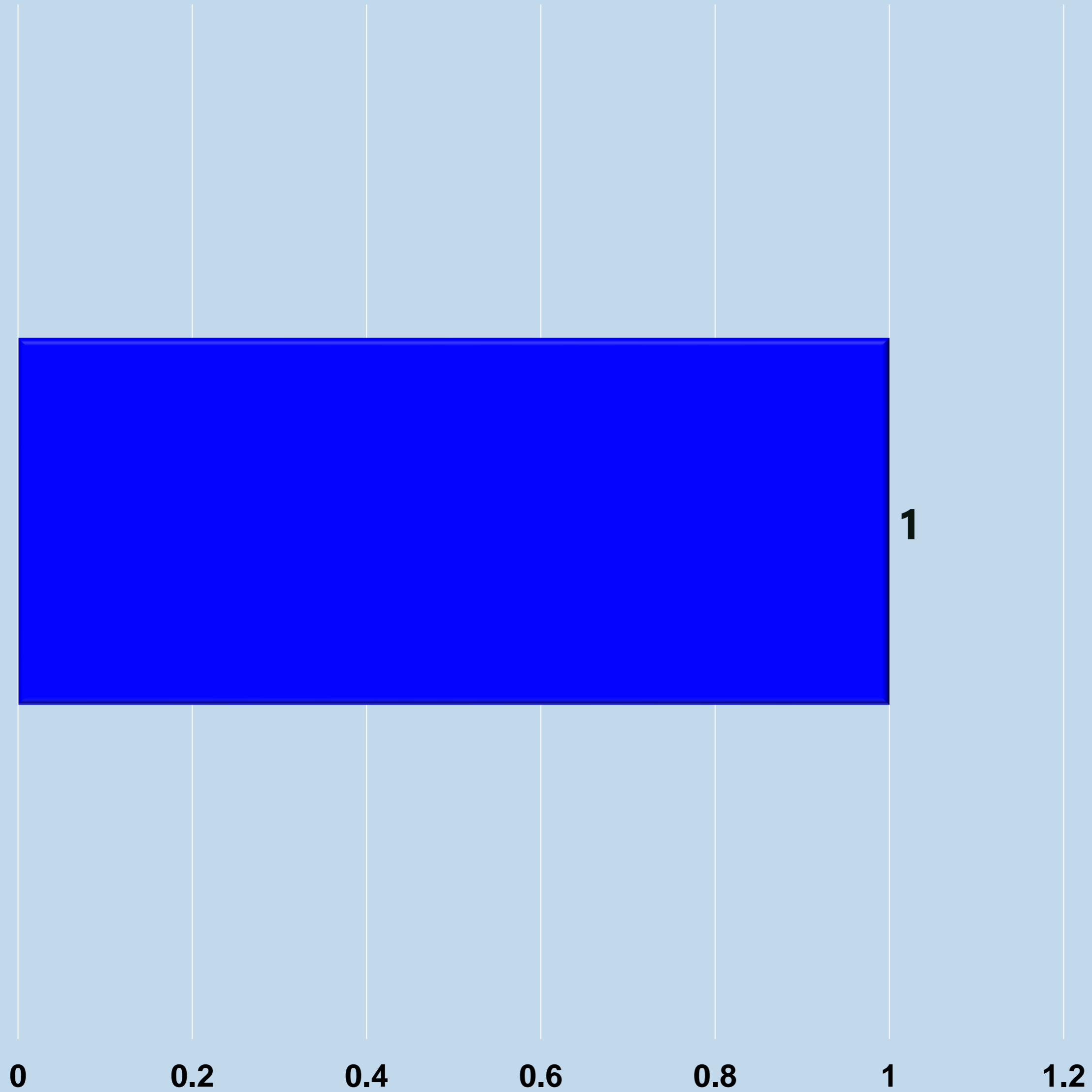




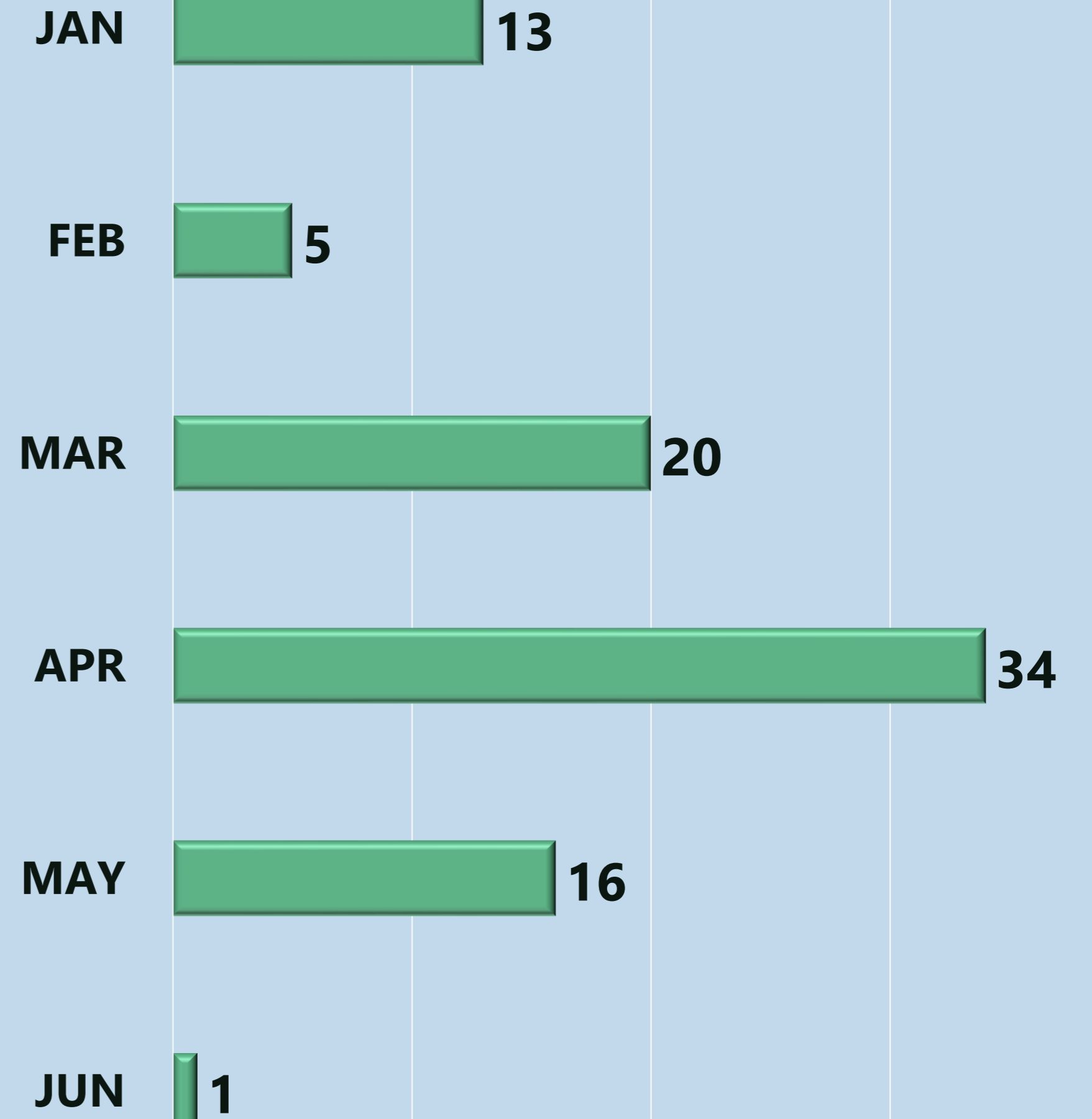
Annual & Bi-Annual Inspections for June 2022

ANNUAL & BI-ANNUAL INSPECTIONS BY CATEGORY

State Mandate



ANNUAL & BI-ANNUAL INSPECTIONS COMPLETED PER MONTH





Fire Sprinkler System NFPA13D (Residential)

NAME OF BUSINESS / APPLICANT	ADDRESS	DATE	INSPECTOR	RESULT	OCCUPANCY TYPE	SQUARE FOOTAGE	NOTES
Single Family Residence	14311 W El Mar AVE Kerman, CA 93630	06/07/2022	Mavrikis, George	Pending (CNST INSP)	R - Single Family Residence (Fire Sprinklered NFPA13D)	2017	Pending (CNST INSP)
Single Family Residence	14298 W El Mar AVE Kerman, CA 93630	06/07/2022	Mavrikis, George	Pending (CNST INSP)	R - Single Family Residence (Fire Sprinklered NFPA13D)	2017	Pending (CNST INSP)
Single Family Residence	14319 E El Mar AVE Kerman, CA 93630	06/07/2022	Mavrikis, George	Pending (CNST INSP)	R - Single Family Residence (Fire Sprinklered NFPA13D)	2017	Pending (CNST INSP)
Single Family Residence	14308 W El Mar AVE Kerman, CA 93630	06/07/2022	Mavrikis, George	Pending (CNST INSP)	R - Single Family Residence (Fire Sprinklered NFPA13D)	2017	Pending (CNST INSP)



NORTH CENTRAL FIRE PROTECTION DISTRICT

Fire Chief: Timothy V. Henry, CFO, EFO

Single Family Residence	173 S Karen AVE Kerman, CA 93630	06/21/2022	Mavrikis, George	Final (CNST INSP)	R - Single Family Residence (Fire Sprinklered NFPA13D)	2217	Project Final
Single Family Residence	163 S Karen AVE Kerman, CA 93630	06/21/2022	Mavrikis, George	Final (CNST INSP)	R - Single Family Residence (Fire Sprinklered NFPA13D)	2217	Project Final
Single Family Residence	14368 W El Mar AVE Kerman, CA 93630	06/21/2022	Mavrikis, George	Final (CNST INSP)	R - Single Family Residence (Fire Sprinklered NFPA13D)	2217	Project Final
Single Family Residence	14358 W El Mar AVE Kerman, CA 93630	06/21/2022	Mavrikis, George	Final (CNST INSP)	R - Single Family Residence (Fire Sprinklered NFPA13D)	2217	Project Final
Single Family Residence	184 S Karen AVE Kerman, CA 93630	06/21/2022	Mavrikis, George	Final (CNST INSP)	R - Single Family Residence (Fire Sprinklered NFPA13D)	2217	Project Final



NORTH CENTRAL FIRE PROTECTION DISTRICT

Fire Chief: Timothy V. Henry, CFO, EFO

Single Family Residence	236 Burgundy AVE Kerman, CA 93630	06/21/2022	Mavrikis, George	Final (CNST INSP)	R - Single Family Residence (Fire Sprinklered NFPA13D)	2033	
Single Family Residence	246 Burgundy AVE Kerman, CA 93630	06/21/2022	Mavrikis, George	Correction Notice Issued (1st)	R - Single Family Residence (Fire Sprinklered NFPA13D)	2217	Gaps in covers, located in Garage
Single Family Residence	14288 W El Mar AVE Kerman, CA 93630	06/23/2022	Mavrikis, George	Final (CNST INSP)	R - Single Family Residence (Fire Sprinklered NFPA13D)	2217	Project Final
Single Family Residence	14278 W El Mar AVE Kerman, CA 93630	06/23/2022	Mavrikis, George	Final (CNST INSP)	R - Single Family Residence (Fire Sprinklered NFPA13D)	2217	Project Final
Single Family Residence	14281 W El Mar AVE Kerman, CA 93630	06/23/2022	Mavrikis, George	Final (CNST INSP)	R - Single Family Residence (Fire Sprinklered NFPA13D)	2217	Project Final



NORTH CENTRAL FIRE PROTECTION DISTRICT

Fire Chief: Timothy V. Henry, CFO, EFO

Single Family Residence	14291 W El Mar AVE Kerman, CA 93630	06/23/2022	Mavrikis, George	Final (CNST INSP)	R - Single Family Residence (Fire Sprinklered NFPA13D)	2217	Project Final
Single Family Residence	14301 W El Mar AVE Kerman, CA 93630	06/23/2022	Mavrikis, George	Final (CNST INSP)	R - Single Family Residence (Fire Sprinklered NFPA13D)	2031	Project Final
FIRE DAMAGE REPAIR	14564 W EL MAR AVE KERMAN, CA 93630	06/23/2022	Mavrikis, George	Final (CNST INSP)	R - Single Family Residence (Fire Sprinklered NFPA13D)	2031	Project Final
Single Family Residence	194 S Karen AVE Kerman, CA 93630	06/30/2022	Mavrikis, George	Final (CNST INSP)	R - Single Family Residence (Fire Sprinklered NFPA13D)	2217	Project Final
Single Family Residence	14348 W El Mar AVE Kerman, CA 93630	06/30/2022	Mavrikis, George	Final (CNST INSP)	R - Single Family Residence (Fire Sprinklered NFPA13D)	2217	Project Final



NORTH CENTRAL FIRE PROTECTION DISTRICT

Fire Chief: Timothy V. Henry, CFO, EFO

Single Family Residence	14338 W El Mar AVE Kerman, CA 93630	06/30/2022	Mavrikis, George	Final (CNST INSP)	R - Single Family Residence (Fire Sprinklered NFPA13D)	2217	Project Final
Single Family Residence	7280 W KADOTA AVE Fresno, CA 93723	06/30/2022	Mavrikis, George	Pending (CNST INSP)	R - Single Family Residence (Fire Sprinklered NFPA13D)	2217	Pending (CNST INSP)
TOTAL NFPA13D Inspections:						21	



New Construction Inspections (Commercial)

NAME OF BUSINESS / APPLICANT	ADDRESS	DATE	INSPECTOR	RESULT	OCCUPANCY TYPE	SQUARE FOOTAGE	NOTES
Nutrien (dba ACTAGRO Greenhouse)	12813 W G ST BIOLA, CA 93606	06/16/2022	Mavrikis, George	Final (CNST INSP)	H Occupancies (Hazardous)	10903	Project Final
TOTAL Annual Inspections:						01	



State Mandate Inspections							
NAME OF BUSINESS / APPLICANT	ADDRESS	DATE	INSPECTOR	RESULT	OCCUPANCY TYPE	SQUARE FOOTAGE	NOTES
Central High School-West Campus	2045 N Dickenson AVE Fresno, CA 93722	06/06/2022	Diaz, Cenovio	Passed (Annual INSP)	E Occupancies (Educational K-12) State Mandate	120000	
TOTAL Annual Inspections:						01	

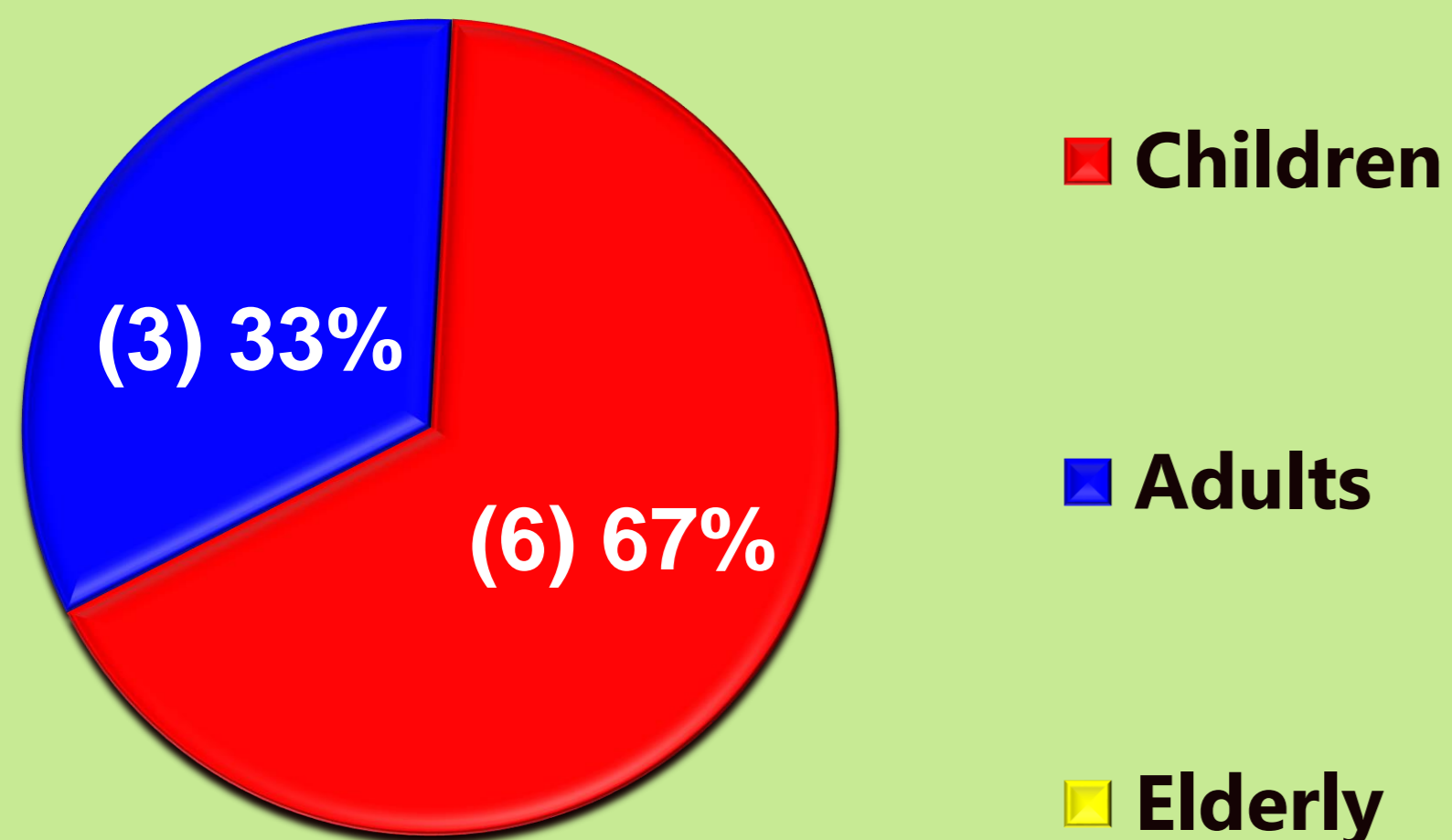
Public Educations Statistics for June 2021





Public Education Statistics for June 2022

Attendance by Age Group



Total Number of Hours Spent in the Community



Station Tour

- Home School (Kerman) – Station 55

Public Events

- None

School / Education Events

- None