



NORTH CENTRAL FIRE  
PROTECTION DISTRICT

REGULAR BOARD MEETING PACKET

THURSDAY  
AUGUST 25, 2022

5:30 P.M.

Public Documents

**NORTH CENTRAL FIRE PROTECTION DISTRICT  
BOARD OF DIRECTORS  
REGULAR BOARD MEETING  
THURSDAY, AUGUST 25, 2022  
START TIME: 5:30 P.M.  
LOCATION: 15850 W. KEARNEY BLVD., KERMAN CA.**

**AGENDA**

The North Central Fire Protection District Board of Directors meetings are electronically broadcast. You can view the meeting on the District's website, [www.northcentralfire.org](http://www.northcentralfire.org), by selecting Administration, then Board Meetings from the drop-down menu and clicking the "Live Stream" link. Please note this is not an interactive forum.

Anyone wishing to address the Board on any agenda item, can do so by written communication or in person during a Board of Directors meeting. In order to allow time for all public comments, individuals are limited to five minutes total for each action item.

- 1. CALL TO ORDER**
  - A) Roll Call
  
- 2. INVOCATION AND FLAG SALUTE**
  
- 3. PUBLIC COMMENTS**
  
- 4. CONSENT AGENDA**
  - A) Consideration and Approval of Disbursements List for July 2022
  - B) Review and Acceptance of Monthly Financial Reports
    - 1) Fresno County: Cash Balances – All Funds
    - 2) Budget Variance Report: YTD Expenses Compared to Budget
    - 3) Revenue and Reimbursement Report
  
- 5. APPROVAL OF MINUTES**
  - A) Minutes of the Regular Board Meeting of July 28, 2022
  
- 6. FIRE CHIEF REPORT**
  - A) Fire Incident/Fire Prevention Reports for July
  - B) Fireworks Citations and Appeals Hearing Update
  - C) Operational Update
  
- 7. PUBLIC HEARING TO CONSIDER PROPOSALS FOR A COMMUNITY DEVELOPMENT BLOCK GRANT (CDBG)**
  - A) Action item - Conduct Public Hearing to consider proposals for a Community Development Block Grant (CDBG).

8. **RESOLUTION NO. 22-09 APPROVING THE DISTRICT'S PARTICIPATION IN THE FEDERAL COMMUNITY DEVELOPMENT BLOCK GRANT (CDBG) PROGRAM.**  
A) Action item – Consider and adopt Resolution No. 22-09 approving the District's participation in the federal Community Development Block Grant (CDBG) Program.
9. **PUBLIC HEARING FOR WEED ABATEMENT AND LIST OF ABATEMENT NOTICES**  
A) Action item – Conduct Public Hearing and Review List of Notices
10. **RESOLUTION NO. 22-10 – WEED ABATEMENT TAX ROLL ASSESSMENT**  
A) Action item – Consider and adopt Resolution No. 22-10 to place weed abatement charges on the tax roll for the 2022-2023 fiscal year.
11. **RESOLUTION NO. 22-11 AMENDMENT OF THE DISTRICT'S CONFLICT OF INTEREST CODE**  
A) Action item – Consider and adopt District Resolution No. 22-11 amending the District's Conflict of Interest Code.
12. **PUBLIC HEARING AND ADOPTION OF THE 2022-2023 FISCAL YEAR FINAL BUDGET**  
A) Action item - Conduct Public Hearing and adopt the 2022-2023 Fiscal Year Final Budget.
13. **AUTHORIZE FIRE CHIEF TO ACCEPT AND SIGN PROPOSAL FROM FIRE APPARATUS SOLUTIONS FOR THE PURCHASE OF TWO TYPE I FIRE ENGINES**  
A) Action item – Authorize Fire Chief to Sign Proposal from Fire Apparatus Solutions
14. **BOARD MEMBER COMMENTS/REPORTS**
15. **ANNOUNCEMENTS**  
A) Regular Board Meeting: Thursday, September 22, 2022, at 5:30 p.m.
16. **ADJOURNMENT**

### **PUBLIC COMMENTS AND INQUIRIES**

At a Board meeting, those who wish to be heard on matters on the agenda should indicate their desire to speak when the item is ready for discussion. If, at the meeting, you wish to discuss an item, which is not on the agenda, you may indicate your desire to do so under "Public Comments". In order to allow time for all public comments and inquiries, the time for individual comments may, at the discretion of the Chairman of the Board, be limited to five minutes. If you wish to request time on an upcoming Board Agenda to present a particular item or matter to the Board, you may contact the District by 5:00 p.m. seven business days prior to the scheduled Board meeting to so request. If the matter is within the Board's jurisdiction, and the Board has not taken action or considered the item at a recent meeting, the District may place the item on the agenda. When addressing the Board, you are requested to come forward to the speaker's podium, state your name and address, and then proceed with your presentation.

In compliance with the Americans with Disabilities Act (ADA), if you need special assistance to participate at this meeting, please contact the District at 559-878-4550. Notification provided a minimum of 48 hours prior to the meeting will enable the District to make reasonable arrangements to ensure accessibility to this meeting. Pursuant to the ADA, the meeting room is accessible to the physically disabled.

NORTH CENTRAL FIRE PROTECTION DISTRICT  
DISBURSEMENT JOURNAL  
JULY 1, 2022 - JULY 31, 2022  
AUGUST 3, 2022

CK#	VENDOR	DESCRIPTION	DATE	TOTAL AMOUNT
7914	U.S. Bank Cal-Card	Station Maint, Communication, Food, Apparatus & Equipment Maint., Fuel, Training, Travel, Bank Fee, Weed Abate, Professional and office supplies	7/1/2022	\$ 34,627.33
	Quickbooks	Employee Payroll	7/6/2022	2,580.04
	Quickbooks	Employee Payroll	7/14/2022	177,068.88
	Quickbooks	Bank service fee	07/15/22	1.75
7915	2Thrive Media LLC	Printed Canopies with NCFPD logo on them	07/15/22	5,143.49
7916	All Star Fire Equipment	Fire shelter-4	07/15/22	1,852.62
7917	Employee Reimbursement	Per Diem	07/15/22	318.00
7918	Aramark	Linen service	07/15/22	211.48
7919	ARBA	Group Life Insurance	07/15/22	183.56
7920	AT&T	Phone & long distance service	07/15/22	49.61
7921	AT&T Mobility	Phone & long distance service	07/15/22	764.25
7922	Baker Manock & Jensen	Legal services	07/15/22	1,210.48
7923	Barrios Ent	Portable Restroom Service	07/15/22	100.00
7924	Bauer Compressors	SCBA repair	07/15/22	1,165.00
7925	Employee Reimbursement	Per Diem	07/15/22	212.00
7926	Employee Reimbursement	Uniform & Boots	07/15/22	285.00
7927	Employee Reimbursement	Uniform & Per Diem	07/15/22	951.91
7928	Employee Liabilities	Child Support	07/15/22	435.00
7929	Employee Liabilities	Child Support	07/15/22	100.50
7930	Chase	FCERA settlement debt service payment	07/15/22	208,529.20
7931	Cheryl Carlson	Financial Consultant	07/15/22	3,770.00
7932	City of Fresno	Utilities	07/15/22	71.41
7933	City of Kerman	Utilities	07/15/22	726.33
7934	Employee Reimbursement	Per Diem	07/15/22	212.00
7935	Comcast Business	Internet and phone services	07/15/22	1,609.54
7936	Cook's Comm	Repair to Radio an Install in new Squad	07/15/22	14,386.11
7937	CSG Consultants	Plan Consultants	07/15/22	1,380.00
7938	Employee Reimbursement	Per Diem	07/15/22	212.00
7939	Department of Justice	Finger Prints	07/15/22	98.00
7940	Employee Reimbursement	Per Diem	07/15/22	159.00
7941	Employee Reimbursement	Uniform & Per Diem	07/15/22	361.22
7942	Fastenal	Station Supplies	07/15/22	437.32
7943	Fire Safety Solutions Inc.	County Plan review	07/15/22	2,307.50
7944	Fire Specialties	Fire Investigators	07/15/22	384.08
7945	Francisco Sepulveda	Painting at station 54	07/15/22	7,785.94
7946	Fresno County DPH-EMS Div.	Dispatch service	07/15/22	14,876.00
7947	H & J Chevrolet, Inc.	Cruze oil change,	07/15/22	46.83
7948	Employee Reimbursement	Uniform	07/15/22	33.58
7949	John Hancock - USA	457 Plan Contributions	07/15/22	5,032.13
7950	John Nipp	Station 54 Rent - August	07/15/22	3,400.00
7951	Jorgensen Company	Extinguishers	07/15/22	116.81

NORTH CENTRAL FIRE PROTECTION DISTRICT  
DISBURSEMENT JOURNAL  
JULY 1, 2022 - JULY 31, 2022  
AUGUST 3, 2022

CK#	VENDOR	DESCRIPTION	DATE	TOTAL AMOUNT
7952	Employee Reimbursement	Per Diem	07/15/22	274.00
7953	Employee Reimbursement	Uniform	07/15/22	195.70
7954	Employee Reimbursement	Per Diem	07/15/22	212.00
7955	Board Member Reimbursement	Health Insurance	07/15/22	799.00
7956	Employee Reimbursement	Uniform & Per Diem	07/15/22	298.69
7957	Employee Reimbursement	Per Diem & Flex health paid reimbursement	07/15/22	1,106.12
7958	L.N. Curtis	Apparatus Equipment & Fire Hose	07/15/22	1,680.28
7959	Employee Reimbursement	Uniform & Boots	07/15/22	1,025.86
7960	Loperena Antenna Sites	Owens Mountain antenna site lease	07/15/22	1,853.00
7961	Mac's Equipment	Parts for apparatus	07/15/22	267.94
7962	Employee Reimbursement	Purchase for station 54	07/15/22	130.00
7963	Board Member Reimbursement	Health Insurance	07/15/22	901.00
7964	Board Member Reimbursement	Health Insurance	07/15/22	168.16
7965	Mid Valley	Utilities	07/15/22	528.44
7966	Employee Reimbursement	Uniforms & Boots	07/15/22	238.38
7967	ODP Business Solutions	Office Depot - Office supplies	07/15/22	935.29
7968	Orkin	Pest Control Service	07/15/22	871.00
7969	Overhead Door Inc.	Repair station #54 and #55 rollup door	07/15/22	1,467.00
7970	PARS	Membership pension & 457	07/15/22	3,031.82
7971	Petty Cash Reimbursement	Food, postage, postage,	07/15/22	538.91
7972	PG&E	Utilities	07/15/22	4,599.47
7973	Ray Morgan	Copier maintenance	07/15/22	72.20
7974	Real Time	Computer maintenance	07/15/22	4,162.50
7975	Republic	Utilities	07/15/22	114.33
7976	Robert V Jensen	Fuel	07/15/22	13,389.99
7977	Rogue Fitness	Exercise Equipment 54 & 59	07/15/22	11,866.04
7978	Rotary Club Of Kerman	Membership	07/15/22	1,038.00
7979	Board Member Reimbursement	Health Insurance	07/15/22	799.00
7980	Employee Reimbursement	Uniforms	07/15/22	173.32
7981	Sebastian	Phone & long distance service	07/15/22	171.37
7982	Sierra Data Management	Storage for old files	07/15/22	45.22
7983	Sierra HR Partner	Consultant	07/15/22	125.00
7984	Sierra Lock	Pad lock key for Station #54	07/15/22	986.80
7985	Slumberger Lumber	Maintenance at stations	07/15/22	5,743.64
7986	Employee Reimbursement	Per Diem	07/15/22	53.00
7987	Streamline	Web maintenance	07/15/22	400.00
7988	Sundowner Insulation	Work done at St. #59	07/15/22	2,190.00
7989	Employee Reimbursement	Uniforms	07/15/22	702.00
7990	Employee Reimbursement	Health Insurance	07/15/22	1,350.00
7991	Tyler Burgess Construction	Construction on station 59	07/15/22	203,512.90
7992	Employee Reimbursement	Uniform	07/15/22	287.25
7993	U.S. Bank PARS	Pension plan contributions	07/15/22	50,759.28
7994	United Health Care Ins.	Prior Board Member health insurance	07/15/22	431.75
7995	Valley Farm Supply	Station supplies, Station Maint, Apparatus	07/15/22	3,868.44

NORTH CENTRAL FIRE PROTECTION DISTRICT  
DISBURSEMENT JOURNAL  
JULY 1, 2022 - JULY 31, 2022  
AUGUST 3, 2022

CK#	VENDOR	DESCRIPTION	DATE	TOTAL AMOUNT
7996	CSFA	Membership	07/18/22	77.92
7997	Rolinda Farm Supply	Station Maint., Apparatus Maint.	07/18/22	89.94
7998	Co. of Fresno Auditor/Controller	July POB	07/18/22	30,915.37
	NCPFA	Union Dues	07/18/22	5,700.00
	Quickbooks	Direct Deposit fee	07/19/22	1.75
7999	Energy Concepts Inc.	Cleaning Solar Panels	07/20/22	430.00
8000	FDAC Employment Benefits	Health Insurance	07/20/22	122,188.14
8001	Employee Reimbursement	Per Diem	07/20/22	176.00
8002	Employee Reimbursement	Per Diem	07/20/22	212.00
8003	Employee Reimbursement	Per Diem	07/20/22	318.00
8004	Employee Reimbursement	Per Diem	07/20/22	212.00
8005	Employee Reimbursement	Per Diem	07/20/22	212.00
8006	Employee Reimbursement	Per Diem	07/20/22	318.00
8007	Employee Reimbursement	Per Diem	07/20/22	318.00
	Clyde Lansing	Consultant	07/20/22	2,000.00
8008	Employee Reimbursement	Per Diem	07/28/22	53.00
8009	Employee Reimbursement	Per Diem	07/28/22	106.00
8010	Aramark	Linen service	07/28/22	143.45
8011	Bauer Compressors	SCBA repair	07/28/22	5,528.24
8012	Biola Comm. Service Dist.	Utilities 57	07/28/22	248.03
8013	Employee Reimbursement	Per Diem	07/28/22	265.00
8014	Employee Reimbursement	Uniform	07/28/22	375.00
8015	Employee Reimbursement	Per Diem	07/28/22	265.00
8016	Employee Payroll Liabilities	Child support	07/28/22	435.00
8017	Employee Payroll Liabilities	Child support	07/28/22	100.50
8018	CCP	Stn 59 and Stn 54 Supplies and Floor Mats	07/28/22	4,445.48
8019	Employee Reimbursement	Station 59 supplies	07/28/22	67.18
8020	Cheryl Carlson	Financial Consultant	07/28/22	5,151.25
8021	City of Fresno	Utilities	07/28/22	112.21
8022	Employee Reimbursement	Per Diem	07/28/22	212.00
8023	Comcast Business	Internet and phone services	07/28/22	202.39
8024	Consolidated Services Inc.	A/C	07/28/22	7,680.00
8025	Employee Reimbursement	Per Diem	07/28/22	53.00
8026	Employee Reimbursement	Per Diem	07/28/22	106.00
8027	Employee Reimbursement	Per Diem	07/28/22	159.00
8028	Employee Reimbursement	Per Diem	07/28/22	265.00
8029	Fastenal	Station Supplies	07/28/22	3,907.70
8030	Fire Apparatus Solution	Apparatus Repairs	07/28/22	18,371.41
8031	First Arriving LLC	Software for Prevention	07/28/22	5,205.90
8032	Francisco Sepulveda	Painting at station 54	07/28/22	841.97
8033	Fresno County DPH-EMS Div.	Dispatch service	07/28/22	15,322.25
8034	Glass Solutions	Window at 58	07/28/22	302.85
8035	Employee Reimbursement	Per Diem	07/28/22	53.00
8036	Jorgensen Company	Extinguisher maintenance	07/28/22	276.30

NORTH CENTRAL FIRE PROTECTION DISTRICT  
DISBURSEMENT JOURNAL  
JULY 1, 2022 - JULY 31, 2022  
AUGUST 3, 2022

CK#	VENDOR	DESCRIPTION	DATE	TOTAL AMOUNT
8037	Employee Reimbursement	Per Diem	07/28/22	530.00
8038	Employee Reimbursement	Rental of Carpet shampoo for 58	07/28/22	61.00
8039	Employee Reimbursement	Per Diem	07/28/22	265.00
8040	Employee Reimbursement	Uniform & Per Diem	07/28/22	770.65
8041	Employee Reimbursement	Per Diem	07/28/22	212.00
8042	Employee Reimbursement	Per Diem	07/28/22	212.00
8043	Employee Reimbursement	Per Diem	07/28/22	212.00
8044	ODP Business Solutions	Office supplies & Station supplies	07/28/22	1,111.06
8045	PG&E	Utilities	07/28/22	2,650.23
8046	Ray Morgan	Printers maintenance	07/28/22	310.54
8047	Employee Reimbursement	Per Diem	07/28/22	212.00
8048	Employee Reimbursement	Per Diem	07/28/22	424.00
8049	Robert V Jensen	Bulk fuel	07/28/22	5,062.65
8050	Sparkletts	Water deliveries	07/28/22	782.76
8051	Standard Insurance Company	Life & LTD Insurance	07/28/22	2,088.00
8052	Employee Reimbursement	Uniform	07/28/22	576.37
8053	Employee Reimbursement	Per Diem	07/28/22	106.00
8054	US Bank Voyager Fleet Card	Voyager card fuel purchases	07/28/22	5,366.76
8055	Verizon	Toughbooks data plan	07/28/22	810.90
8056	Verizon Wireless	Cell phones - operations	07/28/22	443.06
8057	Verizon Wireless office	Cell phones - admin	07/28/22	522.75
8058	Vincent Communications, Inc.	Radio repair	07/28/22	919.18
8059	Employee Reimbursement	Per Diem	07/28/22	212.00
8060	Wally's Tire & Wheel	Crown Vic Tires	07/28/22	743.24
	Quickbooks	Payroll	07/29/22	200,481.27
8061	John Hancock - USA	457 Plan Contributions	07/29/22	5,146.64
8062	U.S. Bank Cal-Card	Maintenance computer, Station, Comm., & Apparatus, Travel, Bank fees, Food, Postage, Training, Turnouts, Weed Abatement, Fire Prevention, Office supplies	07/29/22	49,295.92
8063	U.S. Bank PARS	Pension plan contributions	07/29/22	51,513.46
<b>Total</b>				<b>\$ 1,381,024.66</b>

**Board action: To approve disbursements from West America general account as presented for the total amount of \$ 1,381,024.66**

**NORTH CENTRAL FIRE PROTECTION DISTRICT  
DISTRICT FUND CASH BALANCES**

FUND CASH BALANCES	GENERAL	CAPITAL EQUIPMENT	BUILDING	EMS	SICK LEAVE	RESERVE FUND	RISK CONTINGENCY	TOTAL OF ALL FUNDS
FUND CLASS #	10000	20000	41400	41410	41420	41430	41440	
<b>Beg Balance 7/01/2022</b>	5,277,738.76	4,472,601.65	319,079.63	442,005.78	35,075.84	347,875.46	121,824.13	11,016,201.25
<b>Ending Balance 7/31/2022</b>	4,379,149.39	4,473,398.22	319,146.71	442,417.06	35,084.68	347,963.12	121,854.83	10,119,014.01



**NORTH CENTRAL FIRE PROTECTION DISTRICT  
SERVICES, SUPPLIES AND MAINTENANCE  
BUDGET - TO - ACTUAL  
JULY 2022 - JUNE 2023**

<b>Services, Supplies and Maintenance</b>	<b>Fiscal Year 2022 - 2023 Budget</b>	<b>Activity thru 7/1/22</b>	<b>Jul-22</b>	<b>YTD Total</b>	<b>% of Budget Used</b>	<b>Budget Remaining</b>	<b>% of Budget Remaining</b>
County of Fresno - Dispatch Services	183,900	0.00	15,322.25	15,322.25	8.3%	168,577.75	91.7%
Pension Obligation Bonds	385,500	0.00	30,915.37	30,915.37	8.0%	354,584.63	92.0%
FCERA Payment Financing	417,900	0.00	208,529.20	208,529.20	49.9%	209,370.80	50.1%
Apparatus Financing Payment	49,200	0.00	49,160.54	49,160.54	99.9%	39.46	0.1%
Station 54 Lease	40,800	0.00	6,800.00	6,800.00	16.7%	34,000.00	83.3%
Property, Auto & Liability Insurance	133,000	0.00	0.00	0.00	0.0%	133,000.00	100.0%
Personal Protective Equipment	92,100	0.00	1,336.39	1,336.39	1.5%	90,763.61	98.5%
Communications	124,000	0.00	8,016.99	8,016.99	6.5%	115,983.01	93.5%
Apparatus Maintenance	250,000	0.00	21,140.47	21,140.47	8.5%	228,859.53	91.5%
Station Equipment Maintenance	12,000	0.00	904.62	904.62	7.5%	11,095.38	92.5%
Computers & Office Equipment	77,300	0.00	5,811.04	5,811.04	7.5%	71,488.96	92.5%
Facility Maintenance	200,000	0.00	38,536.78	38,536.78	19.3%	161,463.22	80.7%
Station Supplies	71,900	0.00	8,469.75	8,469.75	11.8%	63,430.25	88.2%
Fuel	163,000	0.00	18,106.07	18,106.07	11.1%	144,893.93	88.9%
Utilities	90,400	0.00	8,066.28	8,066.28	8.9%	82,333.72	91.1%
Legal & Accounting	125,500	0.00	4,745.00	4,745.00	3.8%	120,755.00	96.2%
Professional Services	173,500	0.00	2,193.01	2,193.01	1.3%	171,306.99	98.7%
Membership Dues & Subscriptions	18,800	0.00	1,827.67	1,827.67	9.7%	16,972.33	90.3%
Travel Expenses	45,000	0.00	8,971.07	8,971.07	19.9%	36,028.93	80.1%
Training	120,000	0.00	1,534.54	1,534.54	1.3%	118,465.46	98.7%
Health, Fitness and Safety	30,000	0.00	16,029.86	16,029.86	53.4%	13,970.14	46.6%
Office Supplies	17,000	0.00	3,035.50	3,035.50	17.9%	13,964.50	82.1%
Food	36,000	0.00	10,149.12	10,149.12	28.2%	25,850.88	71.8%
Fire Prevention	50,000	0.00	1,532.43	1,532.43	3.1%	48,467.57	96.9%
Apparatus Tools, Equipment & Hose	115,000	0.00	2,706.25	2,706.25	2.4%	112,293.75	97.6%
SCBA Masks & Maintenance	84,000	0.00	0.00	0.00	0.0%	84,000.00	100.0%
<b>Totals</b>	<b>3,105,800</b>	<b>0.00</b>	<b>473,840.20</b>	<b>473,840.20</b>	<b>15.3%</b>	<b>2,631,959.80</b>	<b>84.7%</b>

1st month of fiscal year - average = 8.33%

**NORTH CENTRAL FIRE PROTECTION DISTRICT  
WAGES, BENEFITS, POB AND FUND EXPENDITURES  
BUDGET - TO - ACTUAL  
JULY 2022 - JUNE 2023**

<b>Wages, Benefits and POB</b>	<b>Fiscal Year 2022 - 2023 Budget</b>	<b>Activity thru 7/1/22</b>	<b>Jul-22</b>	<b>YTD Total</b>	<b>% of Budget Used</b>	<b>Budget Remaining</b>	<b>% of Budget Remaining</b>
<b>Current Board Wages and Benefits</b>	<b>51,200</b>	<b>0.00</b>	<b>5,154.98</b>	<b>5,154.98</b>	<b>10.1%</b>	<b>46,045</b>	<b>89.9%</b>
<b>Prior Board Member Benefits</b>	<b>5,600</b>	<b>0.00</b>	<b>431.75</b>	<b>431.75</b>	<b>7.7%</b>	<b>5,168</b>	<b>92.3%</b>
<b>Surviving Spouse Benefits</b>	<b>11,600</b>	<b>0.00</b>	<b>1,838.76</b>	<b>1,838.76</b>	<b>15.9%</b>	<b>9,761</b>	<b>84.1%</b>
<b>Employee Wages and Benefits</b>	<b>9,061,550</b>	<b>0.00</b>	<b>986,739.40</b>	<b>986,739.40</b>	<b>10.9%</b>	<b>8,074,811</b>	<b>89.1%</b>
<b>Total Wages, Benefits and POB</b>	<b>9,129,950</b>	<b>0.00</b>	<b>994,164.89</b>	<b>994,164.89</b>	<b>10.9%</b>	<b>8,135,785</b>	<b>89.1%</b>
<b>Fund Expenditures per Budget</b>							
<b>Weed Abatement</b>	<b>25,000</b>	<b>0.00</b>	<b>0.00</b>	<b>0.00</b>	<b>0.0%</b>	<b>25,000</b>	<b>100.0%</b>
<b>Renovation of Station 59 App Bay</b>	<b>373,200</b>	<b>0.00</b>	<b>219,195.76</b>	<b>219,195.76</b>	<b>58.7%</b>	<b>154,004</b>	<b>41.3%</b>
<b>Type III Fire Engine</b>	<b>500,000</b>	<b>0.00</b>	<b>0.00</b>	<b>0.00</b>	<b>0.0%</b>	<b>500,000</b>	<b>100.0%</b>
<b>Capital Improvement Projects</b>	<b>100,000</b>	<b>0.00</b>	<b>1,036.44</b>	<b>1,036.44</b>	<b>1.0%</b>	<b>98,964</b>	<b>99.0%</b>
<b>Two Fire Prevention Vehicles</b>	<b>85,000</b>	<b>0.00</b>	<b>0.00</b>	<b>0.00</b>	<b>0.0%</b>	<b>85,000</b>	<b>100.0%</b>
<b>Miscellaneous Expenditures - Capital</b>	<b>20,000</b>	<b>0.00</b>	<b>0.00</b>	<b>0.00</b>	<b>0.0%</b>	<b>20,000</b>	<b>100.0%</b>
<b>Total Fund Expenditures</b>	<b>1,103,200</b>	<b>0.00</b>	<b>220,232.20</b>	<b>220,232.20</b>	<b>20.0%</b>	<b>882,968</b>	<b>80.0%</b>

**NORTH CENTRAL FIRE PROTECTION DISTRICT  
REVENUE AND REIMBURSEMENTS  
BUDGET - TO - ACTUAL  
JULY 2022 - JUNE 2023**

Revenue	Fiscal Year 2022 - 2023 Budget	Activity thru 7/1/22	Jul-22	YTD Total	% of Budget Received	Budget Remaining	%
Property Taxes	10,942,100	0.00	0.00	0.00	0%	10,942,100	100%
Interest (County Investment Pool)	131,400	0.00	0.00	0.00	0%	131,400	100%
Fees, Permits and Plan Checks	71,500	0.00	14,877.50	14,877.50	21%	56,623	79%
Ambulance Station Lease	17,400	0.00	0.00	0.00	0%	17,400	100%
Tower Rental	31,700	0.00	2,624.00	2,624.00	8%	29,076	92%
FCC ISA/Training Reimbursement	166,000	0.00	0.00	0.00	0%	166,000	100%
Reimbursement for Priority One Calls	13,000	0.00	0.00	0.00	0%	13,000	100%
Miscellaneous Income	17,300	0.00	0.00	0.00	0%	17,300	100%
<b>Revenue Totals</b>	<b>11,390,400</b>	<b>0.00</b>	<b>17,501.50</b>	<b>17,501.50</b>	<b>0%</b>	<b>11,372,899</b>	<b>99.8%</b>
<b>Reimbursable Items</b>			<b>Jul-22</b>	<b>YTD Totals</b>			
SHSGP and OES Grant Reimbursements	120,000						
Strike Team Reimbursement		0.00	114.13	114.13			
2019 SAFER Grant	919,000	0.00	0.00	0.00	0%		
2020 SAFER Grant	867,600	0.00	0.00	0.00	0%		
<b>Reimbursement Totals</b>	<b>1,906,600</b>	<b>0.00</b>	<b>114.13</b>	<b>114.13</b>			

**NORTH CENTRAL FIRE PROTECTION DISTRICT  
BOARD OF DIRECTORS  
REGULAR BOARD MEETING  
THURSDAY, JULY 28, 2022, 5:30 P.M.**

**MINUTES**

**1. CALL TO ORDER**

District Board Vice Chair Mr. Rusty Nonini called the meeting to order at 5:36 p.m.

**Roll Call**

**Board Members Present:** Mr. Michael Golden, Ms. Amanda Souza, Mr. Michael Foglio, and Mr. Rusty Nonini.

**Board Members Absent:** Mr. Ken Abrahamian

Also present were Fire Chief Tim Henry, District Counsel Ken Price, and Cheryl Carlson.

**2. INVOCATION AND FLAG SALUTE**

The invocation and flag salute were led by Chief Henry.

**3. PUBLIC COMMENTS**

Mr. Arthur Valdivia expressed concerns regarding staff conduct during an incident on July 03, 2022 involving illegal fireworks in his neighborhood. Mr. Nonini stated to Mr. Valdivia his appreciation for coming forward and that the matter will be investigated by Fire Chief Henry.

**4. CONSENT AGENDA**

- A) Consideration and Approval of Disbursements List for June 2022
- B) Review and Acceptance of Monthly Financial Reports
  - 1) Fresno County: Cash Balances – All Funds
  - 2) Budget Variance Report: YTD Expenses Compared to Budget
  - 3) Revenue and Reimbursement Report
  - 4) PG & E Report

MOTION: To approve the consent agenda as presented.

Moved by: Mr. Foglio, second by Mr. Golden

Mr. Abrahamian:	Mr. Golden:	Mr. Foglio:	Mr. Nonini:	Ms. Souza:	Vote
Absent	Aye	Aye	Aye	Aye	4/0

**5. APPROVAL OF MINUTES**

- A) Minutes of the Regular Board Meeting of June 23, 2022.

MOTION: To approve the minutes of the Regular Board Meeting of June 23, 2022, as presented.

Moved by: Mr. Golden, second by Mr. Foglio

Mr. Abrahamian:	Mr. Golden:	Mr. Foglio:	Mr. Nonini:	Ms. Souza:	Vote
Absent	Aye	Aye	Aye	Aye	4/0

B) Minutes of the Special Board Meeting of July 08, 2022.

MOTION: To approve the minutes of the Special Board Meeting of June 08, 2022, as presented.

Moved by: Mr. Foglio, second by Ms Souza

Mr. Abrahamian:	Mr. Golden:	Mr. Foglio:	Mr. Nonini:	Ms. Souza:	Vote
Absent	Aye	Aye	Aye	Aye	4/0

**6. PUBLIC HEARING FOR WEED ABATEMENT AND LIST OF ABATEMENT NOTICES**

- A) Action Item – Conduct Public Hearing and review List of Notices
- B) Set Special Meeting Date for Monday, August 08, 2022, at 10:00 a.m.

Mr. Nonini opened the floor for the Public Protest Hearing for public comments on the 2022 weed abatement season at 5:50 p.m.

There were no members from the public to address the District Board, so Mr. Nonini closed the floor for the Public Protest Hearing for the 2022 weed abatement season at 5:51 p.m.

Cheryl Carlson stated the special board meeting is requested to obtain a board approved resolution detailing properties abated by the Fire District's weed abatement contractor. The approved resolution is necessary for placing the properties on the County tax roll as a 2022-2023 property tax lien. The board members set a special meeting for Monday, August 8<sup>th</sup> at 10 a.m.

Chief Henry reported 108 weed abatement notices went out in 2022 compared to 130 weed abatement notices in 2021 with 13 repeat properties from 2021.

**7. FIRE CHIEF REPORT**

- A) Fire Incident/Fire Prevention Reports for June 2022
- B) Operational Update

Chief Henry noted that progress continues on Station 59 and is anticipating a move-in date in 3-4 weeks. Ms. Souza asked Chief Henry how the response times have been during the construction phase. Chief Henry stated response times have not been negatively impacted.

Chief Henry reported that the District did have a crew dispatched to an out-of-county incident and that one crew member was injured and the prognosis is good.

Chief Henry indicated 51% of fires from the previous month are vegetation fires which is expected for the season and that a suspect in three possible arson fire incidents had been arrested.

Chief Henry stated overtime is higher than normal right now with the need to staff three additional engines and fill vacation and sick time vacancies. Staff is monitoring usage and will report back to the board. Pending notification on whether or not the District will be awarded a SAFER grant, permanent employee hiring is on hold. Grant award notifications begin in September.

**PUBLIC COMMENT** - Mr. Nonini stated the District Board will be moving into closed session and asked if any members of the public would like to make any comments. There were no comments.

**8. CLOSED SESSION**

**A. CONFERENCE WITH LABOR NEGOTIATORS**

*Agency designated representatives:* Chief Tim Henry

*Unrepresented employees:* All employees not represented by Local 5260

Back in session 7:32 p.m. No action to report from Closed Session.

**9. RESOLUTION NO. 22-08 AMENDING RESOLUTION 22-04 TO MAKE CHANGES TO ESTABLISHED SALARIES AND BENEFITS FOR CURRENT AND FUTURE EMPLOYEES**

A) Action item - Consider and adopt Resolution No. 22-08 amending Resolution No. 22-04 to make changes to established salaries and benefits for current and future employees.

MOTION: Adopt the Resolution No. 22-08 amending Resolution No. 22-04 to make changes to established salaries and benefits for current and future employees.

Moved by: Mr. Foglio, second by Mr. Golden

Mr. Abrahamian:	Mr. Golden:	Mr. Foglio:	Mr. Nonini:	Ms. Souza:	Vote
Absent	Aye	Aye	Aye	Aye	4/0

**10. BOARD MEMBER COMMENTS/REPORTS –**

There were no board member reports or comments.

**11. ANNOUNCEMENTS**

A) Regular Board Meeting: Thursday, August 25, 2022, at 5:30 p.m.

B) Special Board Meeting: Monday, August 08, 2022, at 10:00 a.m.

**12. ADJOURNMENT**

The meeting was adjourned at 7:34 p.m.  
Moved by Mr. Golden; second by Mr. Foglio

Mr. Abrahamian:	Mr. Golden:	Mr. Foglio:	Mr. Nonini:	Ms. Souza:	Vote
Absent	Aye	Aye	Aye	Aye	4/0

---

Amanda Souza, Board Secretary  
North Central Fire Protection District

---

Date

# July 2022

**Total Calls**  
**439**

**Fire/Other**  
**51%**

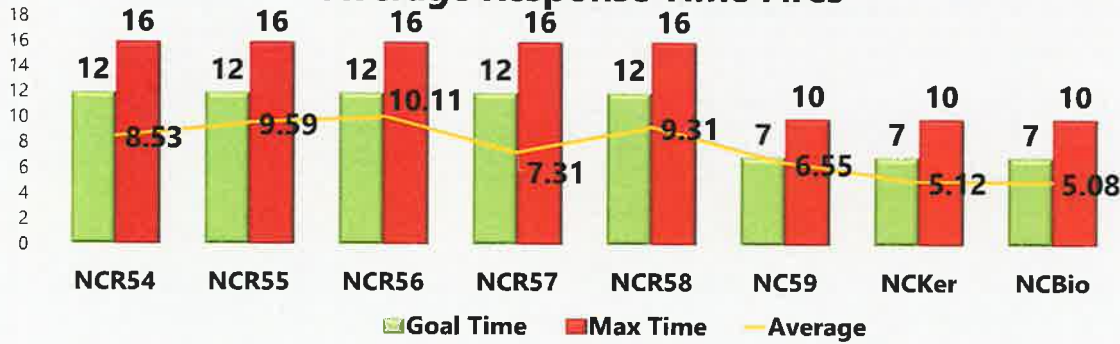
**61 Fire Call Types**

**161 Other Types**

**EMS/Rescue**  
**49%**

**217 EMS/Rescue Call Types**

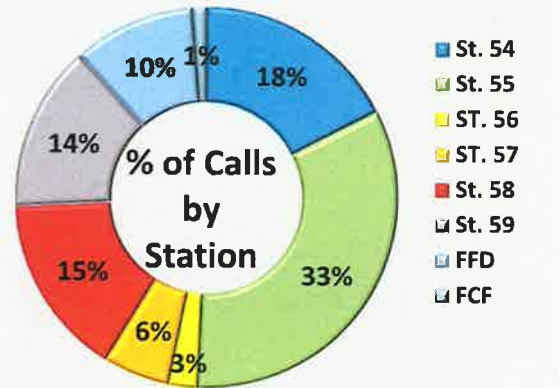
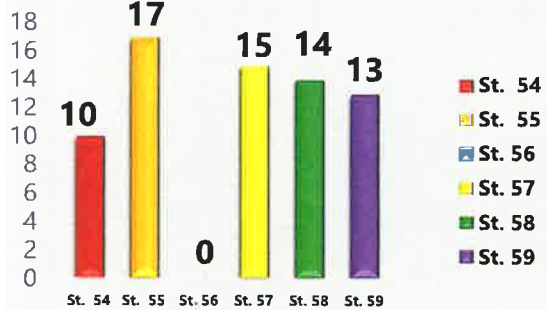
## Average Response Time Fires



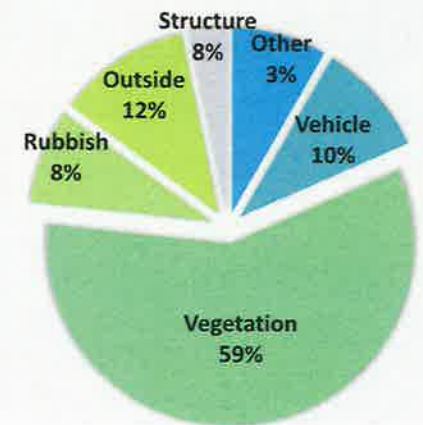
## TOTAL FIRE LOSS

**\$439,400.00**

## Overlapping call % by Station (Q2)



## FIRES BY TYPE







**NORTH CENTRAL FIRE PROTECTION DISTRICT**

**Board of Directors:** Ken Abrahamian • Michael Foglio

Michael Golden • Rusty Nonini • Amanda Souza

**Fire Chief:** Timothy V. Henry, CFO, EFO

Fire Headquarters  
15850 W. Kearney Boulevard  
Kerman, California 93630-9335  
(559) 878-4550 • FAX (559) 846-3788  
[www.northcentralfire.org](http://www.northcentralfire.org)

**MEMORANDUM**

**TO:** North Central Board of Directors  
**FROM:** Timothy Henry, Fire Chief  
**DATE:** August 25, 2022  
**SUBJECT:** Fire Works Citations and Appeal Hearings

In conjunction with Ordinance 5602 – Fireworks, a total of seven Administrative Fireworks Citations were issued for individuals found to be in possession and/or use of illegal fireworks and ten warning letters were mailed to individuals. Of the citations issued, four were issued by the Fire Marshal and three were issued by the Kerman Police Department.

In accordance with Section 5602.13 Appeals, five citations were appealed through the hearing process and two citations were not appealed with the following results:

Citation Appealed	Community Service	Hearing Results
Yes	No	Citation reduction to \$400 to be paid in installments
Yes	No	Citation reduction to \$600 to be paid in installments
Yes	No	Citation reduction to \$250 (Juvenile – citation issued to parent)
Yes	Yes	Citation reduction to \$250 plus 24 hours of community service (Juvenile – citation issued to parent)
Yes	Yes	Citation fee waived with voluntary performance of 24 hours of community service (Juvenile – citation issued to parent)
No	No	Citation fee of \$1,250 being paid in installments
No	No	Citation fee invoiced with no response to date. Unpaid balance will result in late charges up to and including referral to collection agency

All cited individuals are set-up for regular monthly invoicing where appropriate.

**Recommended Action:** Informational



## **NORTH CENTRAL FIRE PROTECTION DISTRICT**

**Board of Directors:** Ken Abrahamian • Michael Foglio

Michael Golden • Rusty Nonini • Amanda Souza

**Fire Chief:** Timothy V. Henry, CFO, EFO

Fire Headquarters

15850 W. Kearney Boulevard

Kerman, California 93630-9335

(559) 878-4550 • FAX (559) 846-3788

[www.northcentralfire.org](http://www.northcentralfire.org)

## **MEMORANDUM**

**TO:** North Central Board of Directors

**FROM:** Timothy Henry, Fire Chief

**DATE:** August 25, 2022

**SUBJECT:** CDBG Public Hearing

---

The County of Fresno (County) receives an annual allocation of Community Development Block Grant (CDBG) funds to be used to fund public facilities, infrastructure improvements and purchase equipment.

The application submission process is open and the District has the opportunity to submit an application for a new Water Tender for the Biola station and surrounding area of the District. A Water Tender is a specialized firefighting apparatus designed for transporting water from a water source to a fire scene.

One of the first steps required in the application process is to have a public hearing so interested individuals in the community have the opportunity to participate in the process. A public notice has been published in the Kerman News to announce the public hearing; and notices were posted on the District's website, in the display case at Station 55, at the Biola Community Service District, the Biola Post Office, at the City of Kerman, on social media, and it was announced on station 104.3 KJOI, the radio station using the Biola radio tower.

**Recommended Action:** Conduct Public Hearing for the CDBG grant program.



## **NORTH CENTRAL FIRE PROTECTION DISTRICT**

**Board of Directors:** Ken Abrahamian • Michael Foglio

Michael Golden • Rusty Nonini • Amanda Souza

**Fire Chief:** Timothy V. Henry, CFO, EFO

Fire Headquarters

15850 W. Kearney Boulevard

Kerman, California 93630-9335

(559) 878-4550 • FAX (559) 846-3788

[www.northcentralfire.org](http://www.northcentralfire.org)

### **MEMORANDUM**

**TO:** North Central Board of Directors

**FROM:** Timothy Henry, Fire Chief

**DATE:** August 25, 2022

**SUBJECT:** Resolution No. 22-09 Approving District's CDBG Participation

---

Now that the public hearing has been conducted, the next step in the CDBG application process is to adopt a resolution approving participation in the CDBG grant program.

The allocation received by the County of Fresno is for public improvement or equipment purchases for unincorporated communities with low-moderate income. Four disadvantaged unincorporated communities have been identified in the District as meeting the low-moderate income level required to apply for funds through the CDBG grant program.

Attached are excerpts from Appendix B-2 of the Fresno County 2000 General Plan Policy Document outlining four disadvantaged unincorporated communities in the District as follows:

- Ashlan Avenue Community located at the northwest corner of Ashlan Avenue and Chateau Fresno Avenue. It consists of eighteen (18) parcels and is approximately fifty-seven (57) acres. More information about this community can be found on Page 4 of attached Appendix B-2.
- Biola Community located near the southeast corner of Shaw Avenue and Howard Avenue. It includes 335 parcels and is approximately 242 acres. More information can be found on Page 8 of Appendix B-2.
- Church Avenue/Floyd Avenue Community located at the intersection of Church and Floyd Avenue. This community consists of forty-four (44) parcels and is approximately thirty-six (36) acres. This community is described in more detail on what is marked as Page 49 of Appendix B-2.

- Madera Avenue Community located on Madera Avenue between North and Jensen Avenues. It consists of 27 parcels and is approximately 22 acres. More information on this community can be found on what is marked as Page 164 of Appendix B-2.

The CDBG application will be for the funding of a new Water Tender for Biola and the other disadvantaged unincorporated areas of the District just listed. If the application is approved, the District could receive grant funds up to \$300,000 to use toward the purchase of a new Water Tender. The deadline to submit the application is August 31, 2022.

Resolution No. 22-09 is to approve the application for CDBG funds and authorize the Fire Chief to sign and submit the grant application. Attached for the District Board's review is Resolution No. 22-09.

**Recommended Board Action:** Consider and adopt Resolution No. 22-09 authorizing the Fire Chief to sign and submit a CDBG application on behalf of the District

# RESOLUTION NO. 22-09

## A RESOLUTION OF THE BOARD OF DIRECTORS OF THE NORTH CENTRAL FIRE PROTECTION DISTRICT APPROVING THE DISTRICT'S PARTICIPATION IN THE FEDERAL COMMUNITY DEVELOPMENT BLOCK GRANT (CDBG) PROGRAM.

At a regular meeting of the Board of Directors of North Central Fire Protection District, it was moved by Director \_\_\_\_\_, and seconded by Director \_\_\_\_\_ and duly carried that the following resolution be adopted:

**WHEREAS**, the North Central Fire Protection District Board of Directors held a public hearing on August 25, 2022, in order to consider projects that could be financed by the Federal CDBG program. The Federal grant program as administered through Fresno County allocates funds each year for public works activities in the unincorporated areas of Fresno County.

**WHEREAS**, the Board of Directors of the District has reviewed the terms and conditions of the CDBG program which addresses housing and community development needs of low and moderate income persons, as well as certain types of other eligible projects, which includes fire protection facilities and equipment.

**WHEREAS**, the Board of Directors desires to formally approve and authorize Chief Timothy V. Henry to submit a project application to the Citizens Advisory Committee, in order to attain grant funds which would assist the North Central Fire Protection District in purchasing one Type III Fire Engine for District Station 57 in Biola and the surrounding disadvantaged unincorporated areas.

**NOW, THEREFORE, BE IT HEREBY RESOLVED** by the Board of Directors of the North Central Fire Protection District that Timothy V. Henry, Fire Chief, be authorized to submit the application for grant funds from the CDBG program.

Passed and adopted at a regular meeting of the Board of Directors of the North Central Fire Protection District held on the 25th day of August 2022 by the following vote:

**AYES:**

**NOES:**

**ABSENT:**

**ABSTAIN:**

**APPROVED:**

\_\_\_\_\_  
Ken Abrahamian, Board Chair

**ATTEST:**

\_\_\_\_\_  
Amanda Souza, Board Secretary

**CERTIFICATE**

**STATE OF CALIFORNIA     )**  
**COUNTY OF FRESNO        ) ss.**  
**CITY OF KERMAN            )**

I, Amanda Souza, Board Secretary of the North Central Fire Protection District, do hereby certify the foregoing Resolution of the Board of Directors of the North Central Fire Protection District was duly passed and adopted at a Regular Meeting of the Board of Directors on August 25, 2022.

**DATED:** August 25, 2022

\_\_\_\_\_  
Amanda Souza, Board Secretary

---

## **Appendix B-2**

**Fresno County 2000 General Plan  
Policy Document**

# **Disadvantaged Unincorporated Communities SB 244**

**County of Fresno**

---

# Table of Contents

Introduction/DUC Identification Method	Page	1
DUC Service Profiles	Page	3
Ashlan Avenue Community	Page	4
Biola Community	Page	8
Britten/Cherry Avenue	Page	16
Burrel Community	Page	22
Camden Avenue Community	Page	27
Carillo Avenue Community	Page	34
Caruthers	Page	38
Chestnut Avenue/Shady Lakes	Page	49
Church/Floyd Avenues	Page	45
Cornelia/Floral Avenues	Page	54
CSA 30/EI Porvenir	Page	59
CSA 32/Cantua Creek	Page	65
CSA 39 Zone A	Page	71
CSA 39 Zone B/West Park	Page	77
CSA 43/Raisin City	Page	87
CSA 49/O'Neill Farms/Westside	Page	97
Del Rey	Page	105
East Adams Avenue	Page	112
Easton	Page	114
Five Points	Page	123
Flamingo Mobile Home Community	Page	130
Hayes Road/Perrin Colony	Page	136
Hughes/Magnolia Avenues	Page	143
Lanare	Page	146
Laton	Page	152
Lost Hills	Page	160
Madera Avenue	Page	164
Malaga	Page	168
Monmouth Community	Page	175
Parlier/Elm Avenue	Page	181
Riverdale	Page	184
Russell Avenue	Page	195
Tombstone Territory	Page	200
Tranquillity	Page	207
Whitesbridge	Page	217
Yuba Avenue	Page	220
Table 1 – DUC Identification	Page	225
Figure 1 – Location Map	Page	226
Figure 1a – NW County DUCs	Page	227
Figure 1b – SW County DUCs	Page	228
Figure 1c – North County DUCs	Page	229
Figure 1d – South County DUCs	Page	230
Infrastructure Analysis – Water	Page	231
Infrastructure Analysis – Wastewater	Page	235



# Table of Contents

Infrastructure Analysis – Stormwater	Page	236
Infrastructure Analysis – Fire Protection	Page	238
Potential Funding Sources	Page	241
Key Terms	Page	252
References	Page	253



## Disadvantaged Unincorporated Communities – County of Fresno 2020

Senate Bill 244 (SB244) requires counties to identify and describe the disadvantaged unincorporated communities (DUCs) within the county except for unincorporated areas within cities' spheres of influence (SOI), on or before the due date for each subsequent revision of its housing element. The descriptions must include an analysis of water, wastewater, storm drainage and structural fire protection needs or deficiencies for each of the DUCs and identify potential funding mechanisms that could resolve those deficiencies (Alex, 2013).

SB 244 defines a DUC as a place that meets the following criteria:

- Contains 10 or more dwelling units in close proximity to one another; and
- Is a legacy community in which the median household income is 80 percent or less than the statewide median household income.

Legacy communities are geographically isolated communities that are inhabited and have existed for more than 50 years (Alex, 2013).

### **DUC IDENTIFICATION METHODOLOGY**

SB 244 describes the general characteristics of DUCs but does not provide specific guidance on how to identify them. To assist local governments in addressing the requirements of SB 244, the Governor's Office of Planning and Research (OPR) published a technical advisory memo in February 2013. The memo recommends data sources for identifying the income status of communities and mapping sources for identifying "communities" as defined by SB 244. It also referenced methodological guidance prepared by PolicyLink in collaboration with California Rural Legal Assistance. Based on the guidance provided by OPR and PolicyLink, the County identified DUCs in the Fresno County area by focusing on a combination of income status and parcel density (Alex, 2013).

#### ***LOW INCOME STATUS***

The County identified unincorporated communities that were 80 percent below the statewide median household income (MHI). The County used Disadvantaged Communities shapefiles from the California Environmental Protection Agency (SB 535), Census Block Groups, and Census Designated Places (CDP). The shapefile income data was based on the American Community Survey (ACS) 5-Year: 2013 - 2017 Census. During 2013 - 2017, the statewide median household income was \$71,805 (United States Census Bureau, 2019a).

#### ***PARCEL DENSITY***

- The County selected parcels that were outside of the spheres of influence of the fifteen County of Fresno cities for the study.
- The County focused on groupings of parcels that approximate the density of suburban and urban communities, with parcels that are small and close together defining what constitutes suburban or urban development.
- To estimate density, the County calculated the number of parcels per square mile to identify development clusters similar in density to existing Census Designated Places (CDPs).



## Disadvantaged Unincorporated Communities – County of Fresno 2020

- The County calculated parcel densities using the centroid (or middle point) of each parcel. The County extracted the XY coordinates from the Fresno Parcel geodatabase layer and created a new point layer from them.
- The County then calculated parcel density using the ArcGIS spatial analyst kernel density tool. As a benchmark, the County relied on a density calculation methodology from the Community Equity Initiative (CEI) (Flegal, Rice, Mann, & Tran, 2013) to establish a minimum threshold value for community density. This calculation was based on the developed portion(s) of CDPs, which often have large undeveloped areas. Based on this methodology, the County selected unincorporated areas that were at least as dense as current Fresno County CDPs (approximately 250 parcels per square mile), which is consistent with CEI findings.
- Some very small rural communities (e.g. Camden Avenue Community, East Adams Avenue Community) were not identified based purely on the GIS-based methodology, so the County used Google Earth and the centroid density layer to identify other areas that had 10 or more dwelling units in close proximity (per the Government Code definition of DUCs).

### *COMBINING THE DATA*

- After identifying areas that met the density threshold, the County added the low-income data layer to these areas. The County then selected the areas that met both the density and low-income thresholds and created a new shapefile identifying the DUCs.
- Figures 1 and 2 show the results of this methodology. If a DUC did not have a known name, the County assigned the DUCs a name based on associated CDPs. For communities outside of CDPs, the County used nearby roadway names or numbered County Service Areas as identifiers.
- The results of the initial analysis were verified by using the Density-based Clustering tool in ArcGIS for both parcel density and address point density, and heat map visualization. With these tools, density was reanalyzed using 50 units per half-mile and 25 units per quarter-mile, to prevent anomalies in the analysis resulting from very large parcels in the western side of the County and resulted in the identification of six additional DUCs beyond the 30 previously identified with the methodology.

### **COMMUNITIES IDENTIFIED**

All the DUCs that the County identified are Legacy Communities, as defined by SB 244. Many of the communities fall within CDP boundaries and are identified accordingly. Table 1 lists the DUCs in the Fresno County area by size (in acres) and the number of parcels in each community. Figure 1 shows the County-wide distribution of DUCs and Figures 1a through 1d show DUCs in the northwest, southwest, central, and southcentral areas of the County respectively.

The analysis utilized to determine communities was undertaken in part to capture areas that may have not been designated by an historic place name. There are several areas and identified places in Fresno County that, although may have historic significance, do not meet all the criteria to be considered a DUC legacy community.



## Disadvantaged Unincorporated Communities – County of Fresno 2020

Some examples include the communities of Friant, Centerville, Auberry, Tollhouse and Meadow Lakes. These communities did not meet the lower income thresholds and/or fall within the PolicyLink methodology. Other identified places such as Bretz Mill, Dora Belle, Ockenden and Wildflower are now portions of the larger Shaver Lake community and exceed income level thresholds for DUC identification. Other communities, such as Helm, contain multiple residences on a single parcel as part of housing for farm labor operations, and thus did not achieve the density or parcellation to be identified as a DUC. Communities such as Rolinda didn't possess the density and generally had higher income levels. The communities of Calwa and Tarpey Village are located within the city spheres of influence of Fresno and Clovis respectively and were thus not part of the County's SB 244 analysis.

### **DUC SERVICE PROFILES**

For each of the identified DUCs, County staff conferred with Fresno Local Agency Formation Commission (LAFCo), Community Services Districts (CSDs), County Service Area (CSA) administrator, CAL Fire and North Central Fire District to determine how water, wastewater, drainage, and fire protection services are provided. The Fresno LAFCo information was drawn primarily from Municipal Service Reviews (MSR) and SOI update reports. In addition, the County drew upon the findings of the 2013 Kings Basin Disadvantaged Communities Pilot Project Study (KBDAC) (California Department of Water Resources, 2013) to supplement Fresno LAFCo's findings. The KBDAC Study was a collaboration between the Kings Basin Water Authority (KBWA) and the California Department of Water Resources (DWR) that included extensive community outreach and partnering with key stakeholder groups, including California Rural Legal Assistance (CRLA) (California Department of Water Resources, 2013).

Regarding drainage in the identified DUCs that do not have drainage infrastructure in place, County staff conducted site visits during the spring of 2019 for any sign of standing water as well as examining the log book of the Road Maintenance and Operations of the Department of Public Works and Planning for any report of flooding received from community residence from residents during the winter of 2018-2019 or the spring of 2019 where Fresno County experienced average rainfall.

The following pages provide summaries of how each area is being served.



## 1. ASHLAN AVENUE COMMUNITY

The Ashlan Avenue Community is located at the northwest corner of Ashlan Avenue and Chateau Fresno Avenue, and includes 18 parcels totaling approximately 57 acres (Fresno County Department of Public Works and Planning, 2019c).

The area is in Census Tract 41.

The Ashlan Avenue Community is not located within a census tract/block group unit that meets the MHI DUC threshold, but when applying the US Census ACS data, Ashlan Avenue Community meets the MHI DUC threshold. The US Census ACS five-year estimate reports indicate that Census Tract 41.00- Block Group 1 had an MHI of \$37,268 between 2006 and 2010 (United States Census Bureau, 2019).



**Water** – There is no community water system in place for this community. Private wells provide water to the residents of this area. During the past ten years, there has been one private well permit issued and one well reconnection (Fresno County Department of Public Health, 2019).

**Wastewater** – There is no community wastewater system in place for this community. Septic tanks are used by residents for wastewater disposal. There was one septic permit issued in relation to a replacement of a fire damaged single-family residence during the past ten years (Fresno County Department of Public Works and Planning, 2019a).

**Drainage** – There is no community storm drain system in place for this community. Unpaved road shoulders and/or adjacent agricultural lands absorb runoff from paved roads. No incident of flooding was reported during the winter of 2018 – 2019 or during the spring of 2019, which experienced average rainfall in the Fresno area (Fresno County Department of Public Works and Planning, 2019e; National Weather Service, 2019).

County staff conducted a community site visit on May 8, 2019. On Chateau Fresno, the presence of undeveloped drainage swales was noted, but other drainage infrastructure (curb and gutters, ponding basins, and sidewalks) were absent in the community. Staff noted there were no noticeable areas of erosion or potential for standing water. On Ashlan, no drainage swales were present nor were other drainage infrastructure (curb and gutters, ponding basins, and sidewalks) were absent in the community. Staff noted there were no noticeable areas of erosion or potential for standing water.

**Fire** – Fire protection is provided to this community by the North Central Fire Protection District. There are no fire service deficiencies in this community. The North Central Fire Protection District provides a full range of emergency services including fire prevention, fire suppression, emergency medical care, hazardous materials response, search and rescue response, emergency preparedness planning, and public education. The North Central Fire Protection District's current model of service is an enhanced level of service provided through the staffing of four fire stations with a total of 15 on-duty firefighters/Emergency Medical Technicians (EMTs). One fire station is located 1.8 miles from the Ashlan Avenue community, allowing a three-minute response time, and is equipped with one front line fire engine with pump capacity of 1,250 gallons per minute (gpm) and an 800-



## Disadvantaged Unincorporated Communities – County of Fresno 2020

gallon water tank, one reserve fire engine with pump capacity of 1,250 gpm and a 750-gallon water tank, and one water tender that augments onsite water deficiencies (i.e. lack of fire hydrants) with a pump capacity of 1,250 gpm and a 3,000-gallon water tank (Fey, Flemming, Uc, & Lara. 2016a).

**Service Deficits** – The Ashlan Avenue Community has no identified service deficits. Well and septic replacement activity does not indicate high rates of failure. No incidents of severe flooding or drainage issues have been observed by County staff and there is no evidence that fire protection resources are deficient for this community. As the area is not designated or zoned for future intensive growth opportunities, there is no anticipation that the community will observe additional strain on its existing, albeit limited infrastructure.



Disadvantaged Unincorporated Communities – County of Fresno 2020



Chateau Fresno Avenue looking North



Chateau Fresno Avenue looking South



Ashlan Avenue looking West



Ashlan Avenue looking West





## 2. BIOLA COMMUNITY

The Biola Community is located near the northwest corner of Shaw Avenue and Howard Avenue and includes 335 parcels in its residential/commercial core and the entire Community Services District boundary contains about 242 acres including industrial properties. The District has approximately 1,100 people except during harvest season (August through September), when the population rises to approximately 1,600 people (Fey, Flemming, & Hendricks, 2013).

The area is in Census Tract 41.

**Water** – Water is provided to this community by the Biola Community Service District through two groundwater wells with a hydro-pneumatic tank, electrical panel boxes, chlorine stations, and generators and pumps. The District contracts with California Water Services to maintain the water system (Fey, Flemming, & Hendricks, 2013). According to the February 2018 Biola Community Service District Project Update (Biola Water System Upgrade), the District has received approximately \$11.4 million in grants to fund water system upgrades. The project consists of new water lines, a new 500,000-gallon tank, upgrades to Well 4, meter replacement, wastewater treatment plant conversion (secondary treatment, solar system, and three monitoring wells), and a recharge basin (Yamabe & Horn Engineering Inc., 2017). According to the KBDAC Study, there are no water quality issues in Biola (California Department of Water Resources, 2013).



**Wastewater** – Wastewater services are provided to this community by the Biola Community Services District through a wastewater treatment plant. District infrastructure includes a seven-acre wastewater treatment plant, a generator, and five aeration ponds each with an aeration pump. The treatment plant is permitted by the State of California for a flow of 200,000 gallons per day. Average wet weather flows are between 160,000 – 170,000 gallons per day, and dry weather flows average 80,000 to 90,000 gallons per day. There are 358 wastewater connections in the District providing service to residential and industrial customers. The District contracts with California Water Services to maintain wastewater systems. According to the 2013 Biola Community Service District MSR and SOI Update, these facilities are sufficient for current and future populations (Fey, Flemming, & Hendricks, 2013). The KBDAC Study, however, found that there is some risk for violation of wastewater treatment standards (California Department of Water Resources, 2013). Currently the district is evaluating wastewater treatment plant upgrades. According to the 2018 Biola Improvements Projects at Wastewater Treatment Plant Preliminary Engineering Report, the District is evaluating the feasibility of reusing treated wastewater from the Wastewater Treatment Plant to produce higher quality effluent that can be reused to offset the District potable water demand. A large portion of District water is used for landscaping and miscellaneous industrial uses (AM Consulting Engineers, Inc, 2018).

**Drainage** – Drainage services are provided to this community by the Biola Community Services District through two stormwater retention basins. County Service Area 35 Zone CG also provides storm drainage services. According to the Biola Community Service District MSR and SOI Update, these facilities are sufficient for current and projected population. There are no reported changes since the 2013 MSR (Fey, Flemming, & Hendricks, 2013).



## Disadvantaged Unincorporated Communities – County of Fresno 2020

The Community Service District has a website with useful information for residents: <https://www.biolacsd.org/>

**Fire** – Fire protection is provided to this community by the North Central Fire Protection District. There are no fire service deficiencies in this community, which has access to fire hydrants. The North Central Fire Protection District provides a full range of emergency services including fire prevention, fire suppression, emergency medical care, hazardous materials response, search and rescue response, emergency preparedness planning, and public education. The North Central Fire Protection District’s current model of service is an enhanced level of service provided through the staffing of four fire stations with a total of 15 on-duty firefighters/Emergency Medical Technicians (EMTs). One fire station is located within the Biola community and is equipped with one front line fire engine with pump capacity of 1,500 gallons per minute (gpm) and a 750-gallon water tank, and one water tender with a pump capacity of 1,250 gpm and a 3,000-gallon water tank (Fey, Flemming, Uc, & Lara, 2016a).

**Service Deficits** – The Biola Avenue Community has no identified service deficits for potable water service, drainage or fire protection. As stated above, there is some risk for violation of wastewater treatment standards and the Biola CSD is currently evaluating wastewater treatment plant upgrades.



Disadvantaged Unincorporated Communities – County of Fresno 2020



7<sup>th</sup> Avenue looking South



7<sup>th</sup> Avenue looking South



Disadvantaged Unincorporated Communities – County of Fresno 2020



Shaw Avenue looking West



Shaw Avenue looking East



Disadvantaged Unincorporated Communities – County of Fresno 2020



B Street looking West



Biola Avenue looking South



Disadvantaged Unincorporated Communities – County of Fresno 2020



Biola Avenue looking South



G Street looking East



Disadvantaged Unincorporated Communities – County of Fresno 2020




G Street looking West



G Street looking West



Disadvantaged Unincorporated Communities – County of Fresno 2020



G Street looking East





## 9. CHURCH AVENUE/FLOYD AVENUE COMMUNITY

The Church Avenue/Floyd Avenue Community is located at the intersection of Church Avenue and Floyd Avenue and includes 44 parcels totaling approximately 36 acres and includes the Double L Mobile Ranch Park (mobile home park serving approximately 35 units) (Fresno County Department of Public Works and Planning, 2019c; California Department of Water Resources, 2020b).

The area is in Census Tract 39.

**Water** – Private wells provide water to the residents of this community with the exception of residents of the Double L Mobile Home Ranch Park. During the past ten years, there have been two new well permits issued and one permit to reconnect electrical to an existing well (Fresno County Department of Public Health, 2019). The Double L Mobile Ranch Park is served by a small groundwater-supplied community system. The water system is comprised of 37 residential connections, and services a population of approximately 80 people. Reports of groundwater contaminants, including high levels of uranium have initiated seeking funding to provide potable water lines to serve the park from the City of Kerman (Knickmeyer and Smith, 2015). In 2011 the water system was issued Compliance Order No. 03-23-110-004 for non-compliance with the Uranium maximum contaminant level (MCL) at Well 02, which was the system’s sole source of supply, followed by In Compliance Order No. 03\_23\_18R\_005 was issued for non-compliance with the 1,2,3-Trichloropropane (1,2,3-TCP) MCL in early July. In 2016 the City of Kerman was awarded \$3,230,000 in funding for a construction project through the Proposition 1–Water Quality, Supply and Infrastructure Improvement Act of 2014 and the Drinking Water State Revolving Fund. The project could consolidate Double L Mobile Ranch Park water system into the City’s system. As part of the construction project, the City would be able to drill and develop a new well (Well 18), install a transmission main to connect the Water System to the City’s distribution system, install a master meter, and install a chlorination station (California Department of Water Resources, 2020b). On February 6, 2019, the Kerman City Council adopted a resolution (Res. 19-10) accepting a public utility easement for the Double L Mobile Ranch Park Water Service Project from the property owners, which would allow for potable water to be brought to Double L from the City. The City would be responsible for the cost of water line maintenance (City of Kerman Planning and Development Report, 2019).



At the end of January 2020, the water system was connected to the City’s distribution system and began receiving City water. Also, as part of the project, the Water System’s two wells (Well 01-Inactive and Well 02-Active) are to be destroyed (California Department of Water Resources, 2020b).

**Wastewater** – There is no community wastewater system in place for this community. Septic tanks are used by residents for wastewater disposal. During the past ten years, one septic permit was issued for a single-family residence addition (Fresno County Department of Public Works and Planning, 2019a).

**Drainage** – There is no community storm drain system in place for this community. Unpaved road shoulders and/or adjacent agricultural lands absorb runoff from paved roads. No incident of flooding was reported during



## Disadvantaged Unincorporated Communities – County of Fresno 2020

the winter of 2018 – 2019 or during the spring of 2019, which experienced average rainfall in the Fresno area (Fresno County Department of Public Works and Planning, 2019e; National Weather Service, 2019).

County staff conducted a community site visit on April 30, 2019. Staff noted no improvements on Floyd Avenue and driveway access for lots along west and east side of road and agricultural land to the south-east of Church/Floyd at a higher grade than road.

**Fire** – Fire protection is provided to this community by the North Central Fire Protection District. There are no fire service deficiencies identified in this community. The North Central Fire Protection District provides a full range of emergency services including fire prevention, fire suppression, emergency medical care, hazardous materials response, search and rescue response, emergency preparedness planning, and public education. The North Central Fire Protection District's current model of service is an enhanced level of service provided through the staffing of four fire stations with a total of 15 on-duty firefighters/Emergency Medical Technicians (EMTs). One fire station is located 6.8 miles from the Church Avenue/Floyd Avenue community, allowing a 12-minute response time, and is equipped with one fire engine with pump capacity of 1,500 gallons per minute (gpm) and a 750-gallon water tank. Another fire station is located 6.7 miles from the Church Avenue/Floyd Avenue community, allowing an 11-minute response time, and is equipped with one front line fire engine with pump capacity of 1,500 gpm and a 750-gallon water tank, one reserve fire engine with pump capacity of 1,250 gpm and a 750-gallon water tank, one ladder truck (105-foot ladder) with pump capacity of 1,500 gpm and a 300-gallon water tank, and one water tender that augments onsite water deficiencies (i.e. lack of fire hydrants) with a pump capacity of 1,250 gpm and a 3,000 gallon water tank (Fey, Flemming, Uc, & Lara, 2016a).

**Service Deficits** – The Church Avenue/Floyd Avenue Community had identified service deficits related to groundwater quality for the Double L Mobile Home Park. The mobile home park has since been connected to the City of Kerman's water supply. The community as a whole lacks fire hydrants. Well and septic replacement activity for the other individual residential parcels do not indicate high rates of failure. No incidents of severe flooding or drainage issues have been observed by County staff and there is no evidence that fire protection resources are deficient for this community. As the area is not designated or zoned for future intensive growth opportunities, there is no anticipation that the community will observe additional strain on its existing, albeit limited infrastructure.



Floyd Avenue looking North (South of Church)



Floyd Avenue looking North (North of Church)



Disadvantaged Unincorporated Communities – County of Fresno 2020



Church Avenue looking West



Church Avenue looking West



Church Avenue looking East



Church Avenue looking North (MH Approach/Entrance)



## 27. MADERA AVENUE COMMUNITY

The Madera Avenue Community is located on Madera Avenue between North and Jensen Avenues. The community consists of 27 parcels totaling approximately 22 acres (Fresno County Department of Public Works and Planning, 2019c). The area is in Census Tract 39.

**Water** – Water is provided to this community by the City of Kerman although, according to the City of Kerman’s Public Works Department, several parcels have chosen not to connect and are served by private wells (K. Moore, 2019).

**Wastewater** – There is no community wastewater system in place for this community. Septic tanks are used by residents of this community for wastewater disposal (Fresno County Department of Public Works and Planning, 2019a).

**Drainage** – There is no community storm drain system in place for this community. Unpaved road shoulders and/or adjacent agricultural lands absorb runoff from paved roads. No incident of flooding was reported during the winter of 2018 – 2019 or during the spring of 2019, which experienced average rainfall in the Fresno area (Fresno County Department of Public Works and Planning, 2019e; National Weather Service, 2019).

County staff conducted a site visit on April 30, 2019. Developed drainage swales were noted on Madera Avenue. Agricultural land is located to the west, and a minor AC swale/trenched utility area along market parking lot to the east. Date Avenue contained no developed or undeveloped drainage swales or other infrastructure and lot access to the north and south.

**Fire** – Fire protection services are provided to this community by the North Central Fire Protection District with no identified fire service deficiencies. The community has access to fire hydrants. The North Central Fire Protection District provides a full range of emergency (fire prevention, fire suppression, emergency medical care, hazardous materials response, search and rescue response, emergency preparedness planning, and public education). The District’s current model of service is an enhanced level of service provided through staffing four fire stations with a total of 15 on-duty firefighters/EMTs. A station is located 2.7 miles from this community, allowing a six-minute response time, and is equipped with one front line fire engine with pump capacity of 1,500 gallons per minute (gpm) and a 750-gallon water tank, one reserve fire engine with pump capacity of 1,250 gpm and a 750-gallon water tank, one ladder truck (105-foot ladder) with pump capacity of 1,500 gpm and a 300 gallon water tank, and one water tender with a pump capacity of 1,250 gpm and a 3,000-gallon water tank (Fey, Fleming, Uc, & Lara, 2016a; North Central Fire Protection District, 2019; United States Census Bureau, 2019).

**Service Deficits** – The Madera Avenue Community has no identified service deficits. However, staff acknowledges that several properties have chosen not to connect to the City of Kerman water system (K. Moore, 2019) (Chauhan, NKGSA, 2020). There are no records of high incidents of septic failure in the community, no incidents of severe flooding or drainage issues have been observed by County staff. There is no evidence that fire protection resources are deficient for this community. The area is not designated for future intensive





growth opportunities and there is no anticipation that the community will observe additional strain on its existing infrastructure.



Madera Avenue looking South



Madera Avenue looking North



Disadvantaged Unincorporated Communities – County of Fresno 2020



Date Avenue looking West



Date Avenue looking East





Disadvantaged Unincorporated Communities – County of Fresno 2020



Date Avenue looking East



## NORTH CENTRAL FIRE PROTECTION DISTRICT

Board of Directors: Ken Abrahamian • Michael Foglio

Michael Golden • Rusty Nonini • Amanda Souza

Fire Chief: Timothy V. Henry, CFO, EFO

Fire Headquarters

15850 W. Kearney Boulevard

Kerman, California 93630-9335

(559) 878-4550 • FAX (559) 846-3788

[www.northcentralfire.org](http://www.northcentralfire.org)

### MEMORANDUM

**TO:** North Central Board of Directors

**FROM:** Timothy Henry, Fire Chief

**DATE:** August 25, 2022

**SUBJECT:** Weed Abatement Public Hearing and Notices

Since the last public hearing on July 28<sup>th</sup>, three additional notices were issued to property owners in violation of the District abatement policy. The properties will be re-inspected after tonight's hearing and will be assigned to the contractor for abatement if necessary.

Following is the list of the properties receiving the "Notice to Destroy Weeds" for the Board's review:

10-DAY NOTICE MAILED	BOARD HEARING DATE	APN	OWNER INFORMATION	LOCATION
7/26/2022	8/25/2022	326-140-16	Robin Garcha	3640 W Nielsen
7/27/2022	8/25/2022	416-292-63	Marie Zavala	537 W Robinwood Lane
8/11/2022	8/25/2022	023-061-39S	Amarjit & Ajit Sapraj	5.97 Ac Sur Rt Par 2 P/M No 03-01 Bk 62 Pg 66

**Recommended Action:** Conduct Public Hearing and Review List of Notices.



## **NORTH CENTRAL FIRE PROTECTION DISTRICT**

**Board of Directors:** Ken Abrahamian • Michael Foglio

Michael Golden • Rusty Nonini • Amanda Souza

**Fire Chief:** Timothy V. Henry, CFO, EFO

Fire Headquarters

15850 W. Kearney Boulevard

Kerman, California 93630-9335

(559) 878-4550 • FAX (559) 846-3788

[www.northcentralfire.org](http://www.northcentralfire.org)

### **MEMORANDUM**

**TO:** North Central Board of Directors

**FROM:** Tim Henry, Fire Chief

**DATE:** August 25, 2022

**SUBJECT:** Resolution No. 22-10 to Add Weed Abatement Charges to the 2022-2023 Fiscal Year Tax Roll

---

District staff has completed all the required tasks to identify the properties not complying with the District's abatement program. The following is a summary of the activity for this weed abatement season:

109 Properties were mailed a 10-Day Notice

- 56 Properties passed reinspection or abated on their own
- 53 Properties failed the initial and subsequent reinspection

Of the properties that failed reinspection:

- 7 - gated/locked, inaccessible and not assigned
- 1 - property owner and the district are working together to address issues
- 1 - property experienced a fire incident and paid cost recovery fees of \$12,129.68
- 3 - have their hearing tonight and could not be abated yet
- 41 - were assigned to the contractor

Of the properties assigned to the contractor:

- 29 - had been addressed by the time the contractor assigned
- 1 - still to be addressed/abated
- 11 - properties abated by the contractor and appearing on Exhibit A.

Attached is Resolution No. 22-10, including Exhibit A, which lists the properties and abatement charges from the district's contractor to be added as a special assessment to the 2022-2023 Fresno County tax roll.

**Recommended Action:** Adopt Resolution No. 22-10 to add weed abatement charges to the 2022-2023 Fresno County tax roll.

## **RESOLUTION NO. 22-10**

### **WEED ABATEMENT RESOLUTION AUTHORIZING THE ASSESSMENT OF PUBLIC NUISANCES THAT CONSTITUTE A FIRE HAZARD AND ASSESSING THE COST OF REMOVAL TO THE FRESNO COUNTY TAX ROLLS**

At a regular meeting of the Board of Directors of North Central Fire Protection District, it was moved by director \_\_\_\_\_, and seconded by director \_\_\_\_\_, and duly carried that the following resolution be adopted:

**WHEREAS**, The North Central Fire Protection District Board of Directors duly called and held a public hearing on May 26, 2022, June 23, 2022, July 28, 2022 and August 25, 2022, which established that a public nuisance exists on certain described properties in the fire district, and,

**WHEREAS**, the property owners of the parcels described in attached Exhibit A, are declared to be delinquent in their removal of said public nuisances.

**WHEREAS**, the North Central Fire Protection District undertook the abatement of weeds and rubbish pursuant to part 5 of the Health and Safety Code commencing with Section 14875, and

**WHEREAS**, pursuant to Health and Safety Code Section 14912, the amount of the costs for abating the nuisance upon the parcels of the land shall constitute special assessments against the respective parcels, and are a lien on the property for the amount of the respective assessments. Such a lien attaches upon recordation in the office of the Fresno County Recorder. All laws applicable to the levy, collection and enforcement of municipal ad valorem taxes shall be applicable to such assessment.

**BE IT THEREFORE RESOLVED**, that the properties described in attached Exhibit A have been abated of grass, weeds, stubble, brush, litter or other material that constitutes a fire hazard, and,

**FURTHERMORE**, the North Central Fire Protection District hereby finds and determines that the cost for the abatement and the amount of the costs incurred by the District enforcing the abatement of the above described properties shall constitute a special assessment against that property to be added to the Fresno County Tax Rolls.

Passed and adopted at a regular meeting of the Board of Directors of the North Central Fire Protection District held on this 25th day of August 2022 by the following vote:

**AYES:**

**NOES:**

**ABSENT:**

**ABSTAIN:**

**APPROVED:**

\_\_\_\_\_  
Ken Abrahamian, Board Chairperson

**ATTEST:**

\_\_\_\_\_  
Amanda Souza, Board Secretary  
North Central Fire Protection District

**CERTIFICATE**

**STATE OF CALIFORNIA     )**  
**COUNTY OF FRESNO        ) ss.**  
**CITY OF KERMAN            )**

I, Amanda Souza, Board Secretary of the North Central Fire Protection District, do hereby certify the foregoing Resolution of the Board of Directors of the North Central Fire Protection District was duly passed and adopted at a regular meeting of the Board of Directors on August 25, 2022.

**DATED:** August 25, 2022

\_\_\_\_\_  
Amanda Souza, Board Secretary

RESOLUTION NO. 22-10

EXHIBIT A

<u>APN</u>	<u>PROPERTY OWNER</u>	<u>ASSESSMENT</u>
023-216-07S	Raul Jimenez	\$ 935.00
023-030-11S	Brar Gurmail	\$ 490.00
326-110-36	Sang Soo Lee	\$ 490.00
415-133-09	Larry Homan, Trustee	\$ 585.00
425-121-43	Bryce D Hovannisian	\$ 585.00
425-203-11	Central Valley Capital IV LP	\$ 935.00
434-104-16	Dara Briseno, TRS	\$ 585.00
511-021-08	Grantor Fresno Clovis Investments LLC	\$ 810.00
511-021-06S	Grantor Fresno Clovis Investments LLC	\$ 452.50
511-021-07S	Grantor Fresno Clovis Investments LLC	\$ 452.50
511-031-41S	Creekbridge-Fresno 1 LLC	<u>\$ 570.00</u>
TOTAL ASSIGNMENTS - 11		<u><u>\$ 6,890.00</u></u>



## NORTH CENTRAL FIRE PROTECTION DISTRICT

**Board of Directors:** Ken Abrahamian • Michael Foglio

Michael Golden • Rusty Nonini • Amanda Souza

**Fire Chief:** Timothy V. Henry, CFO, EFO

Fire Headquarters

15850 W. Kearney Boulevard

Kerman, California 93630-9335

(559) 878-4550 • FAX (559) 846-3788

[www.northcentralfire.org](http://www.northcentralfire.org)

## MEMORANDUM

**TO:** North Central Board of Directors

**FROM:** Timothy Henry, Fire Chief

**DATE:** August 25, 2022

**SUBJECT:** Resolution No. 22-11 – Conflict of Interest Code

---

The District's Conflict of Interest Code (COI) is reviewed every two years. The Fresno County Board of Supervisors is the code reviewing body for the District. The District's COI is not effective until the Board of Supervisors has approved it.

The District received the Biennial notice from the County of Fresno instructing the District to review their Conflict of Interest Code. Staff sent the County notice and the District's COI to legal counsel for their review, and counsel made some changes which include the addition of the Deputy Fire Chief and Battalion Chief positions and updating the Business Manager to General Manager title change recently approved by the Board.

Attached for the Boards review and approval is the red-lined version of the District's Conflict of Interest Code showing the proposed changes. Also attached is a clean version of Resolution No. 22-11 amending the District's Conflict of Interest Code.

Once the amended code is adopted by the Board, it is sent back to the Fresno County Clerk to the Board of Supervisors where the Clerk will submit the proposed amendments to the Board of Supervisors for final approval.

**Recommended Action:** Consider and adopt District Resolution No. 22-11 amending the District's Conflict of Interest Code.

## **CONFLICT OF INTEREST CODE FOR NORTH CENTRAL FIRE PROTECTION DISTRICT**

The Political Reform Act, sections 81000, et seq. of the California Government code, requires state and local government agencies to adopt and promulgate conflict of interest codes. The Fair Political Practices Commission has adopted a regulation, section 18730 of title 2 of the California Code of Regulations, which contains the terms of a standard conflict of interest code and which can be incorporated by reference in any agency's code. After public notice and hearing, it may be amended by the Fair Political Practices Commission to conform to amendments in the Political Reform Act.

Wherefore, the terms of 2 California Code of Regulations section 18730 and any amendments to it duly adopted by the Fair Political Practices Commission are hereby incorporated by the reference and such regulation together with both the Appendix attached hereto as Appendix "A", designating officials and employees and establishing disclosure categories, and the Appendix attached hereto as Appendix "B", describing the categories of disclosure, shall constitute the conflict of interest code of the **North Central Fire Protection District (the "District")**.

The Form 700s for designated positions, other than the **members of the District's Board of Directors** along with any alternates ("**Board Members**") and **District Fire Chief ("Fire Chief")**, shall be filed with the District. The Board Members and Fire Chief are to file their original Form 700s directly with the Clerk of the Board for the Fresno County Board of Supervisors using the electronic filing system. If the Form 700s are not filed electronically, the paper Form 700 and waiver shall be filed with the District and, upon receipt of these paper Form 700s with waivers, the District shall make and retain a copy and forward the original to the Clerk of the Board of Supervisors.



The District shall retain a copy of all electronically filed Form 700s, a copy of all paper Form 700s with waivers, and the original Form 700s of designated positions not required to file with the County. The District shall make the Form 700s available for public review, inspection, and reproduction. (Gov. Code section 81008.)

The provisions of all Conflict of Interest Codes and amendments thereto previously adopted by the District are hereby superseded.

## APPENDIX "A"

### Public Officials Who Manage Public Investments

It has been determined that the positions listed below manage public investments *and will file a statement of economic interests pursuant to Government Code Section 87200*. These positions are listed for informational purposes only:

- Board Members
- Business **General** Manager
- Fire Chief

An individual holding one of the above-listed positions may contact the Fair Political Practices Commission for assistance or written advice regarding their filing obligations if they believe that their position has been categorized incorrectly. The Fair Political Practices Commission makes the final determination whether a position is covered by Government Code Section 87200.

### List of Designated Positions

### Assigned Disclosure

#### Categories

Assistant Fire Chief	Category 1
<u>Battalion Chief</u>	<u>Category 1</u>
<u>Fire Marshal</u>	<u>Category 6</u>
Attorney	Category 1
*Consultants	Category 1

\* Consultants/New Positions are included in the list of designated positions and shall disclose pursuant to the disclosure requirements in this code subject to the following limitation:

The Fire Chief and/or Business **General** Manager may determine in writing that a particular consultant, although a "designated position", is hired to perform a range of duties that is limited in scope and thus is not required to fully comply with the disclosure requirements described in this section. Such written determination shall include a description of the consultant's duties and, based upon that description, a statement of the extent of disclosure requirements. The determinations of the Fire Chief and/or Business **General** Manager constitute public record and shall be retained for public inspection in the same manner and location as this conflict of interest code. (Gov. Code Sec. 81008.)

## **APPENDIX "B", DISCLOSURE CATEGORIES**

Individuals holding designated positions must report their interests according to their assigned disclosure category(ies).

### Disclosure Category 1

Interests in real property located within the jurisdiction or within two miles of the boundaries of the jurisdiction or within two miles of any land owned or used by the agency; and investments and business positions in business entities, and income, including loans, gifts, and travel payments, from all sources.

### Disclosure Category 2

Interests in real property located within the jurisdiction or within two miles of the boundaries of the jurisdiction or within two miles of any land owned or used by the agency.

### Disclosure Category 3

Investments and business positions in business entities, and income, including loans, gifts, and travel payments, from sources, that provide services, supplies, materials, machinery, or equipment of the type utilized by the agency.

### Disclosure Category 4

Investments and business positions in business entities, and income, including loans, gifts, and travel payments, from sources, that provide services, supplies, materials, machinery, or equipment of the type utilized by the designated position's division or department.

### Disclosure Category 5

Investments and business positions in business entities, and income, including loans, gifts, and travel payments, from sources, that filed a claim against the agency during the previous two years, or have a claim pending.

### Disclosure Category 6

Investments and business positions in business entities, and income, including loans, gifts, and travel payments, from sources of the type to request an entitlement to use agency property or facilities, including, but not limited to:

- a license
- utility permit
- station vendor permit.

# RESOLUTION NO. 22-11

## A RESOLUTION OF THE BOARD OF DIRECTORS OF NORTH CENTRAL FIRE PROTECTION DISTRICT AMENDING ITS CONFLICT OF INTEREST CODE

At a regular meeting of the Board of Directors of North Central Fire Protection District (the "District"), it was moved by director \_\_\_\_\_, and seconded by director \_\_\_\_\_ and duly carried that the following resolution be adopted:

**WHEREAS**, section 87300 of the California Government Code requires every public agency to adopt and promulgate a conflict of interest code; and

**WHEREAS**, amendments to the Political Reform Act, Government Code Sections 81000, *et seq.*, have in the past and foreseeably will in the future require conforming amendments to be made in Conflict of Interest Codes adopted and promulgated pursuant to its provisions; and

**WHEREAS**, the Fair Political Practices commission has adopted a regulation, 2 Cal. Code of Regs, Section 18730, which contains the terms of a standard model Conflict of Interest Code, which can be incorporated by reference, and which will be amended to conform to amendments in the Political Reform Act after public notice and hearings conducted by the Fair Political Practices Commission pursuant to the Administrative Procedure Act, Government Code Sections 11370, *et seq.*; and

**WHEREAS**, in 1990 Government Code Section 87306.5 was added to the Political Reform Act requiring every local agency which has adopted a conflict of interest code to review its code every two years, by either amending its code if necessary or reporting to its respective code reviewing body that no amendment is necessary; and

**WHEREAS**, the District last reviewed its Conflict of Interest Code in compliance with the Political Reform Act at a regular meeting held on September 24, 2020, by and through Resolution No. 20-09; and

**WHEREAS**, section 82011 of the California Government Code requires that the reviewing body for agencies located entirely within the county shall be the County Board of Supervisors.

**NOW, THEREFORE, BE IT RESOLVED and the Board of Directors of North Central Fire Protection District hereby finds that:**

1. All previously adopted resolutions approving various separate Conflict of Interest Codes and Appendices applicable to designated employees and disclosure categories are hereby repealed.

2. The Conflict of Interest Code for North Central Fire Protection District is hereby amended and promulgated in the form set forth in Exhibit "1" attached hereto and incorporated herein by this reference.

3. This Conflict of Interest Code is adopted pursuant to the provisions and in accordance with the requirements of sections 87300, et seq., of the California Government Code.

4. After adoption of this resolution the Secretary of the Board of Directors of the North Central Fire Protection District shall forward a certified copy of this resolution with appendices to the clerk of the Fresno County Board of Supervisors for review and approval and/or amendment.

\*\*\*\*\*

The foregoing resolution was regularly introduced and adopted by the Board of Directors of North Central Fire Protection District at a regular meeting held on the 25<sup>th</sup> day of August, 2022, by the following vote:

**AYES:**

**NOES:**

**ABSENT:**

**ABSTENTION:**

**APPROVED:**

\_\_\_\_\_  
Chairperson of the Board of Directors  
North Central Fire Protection District

**ATTEST:**

\_\_\_\_\_  
Secretary of the Board of Directors  
North Central Fire Protection District

#### **CERTIFICATE**

**State of California**            }  
**County of Fresno**            } **ss.**  
**City of Kerman**                }

I, Amanda Souza, Secretary of the Board of Directors of North Central Fire Protection District, do hereby Certify the foregoing Resolution was duly passed and adopted at a Regular Meeting of the Board of Directors of North Central Fire Protection District on the 25th day of August, 2022.

DATED: August 25, 2022

\_\_\_\_\_  
Secretary of the Board of Directors

**EXHIBIT "1"**  
**CONFLICT OF INTEREST CODE FOR**  
**NORTH CENTRAL FIRE PROTECTION DISTRICT**

The Political Reform Act, sections 81000, et seq. of the California Government code, requires state and local government agencies to adopt and promulgate conflict of interest codes. The Fair Political Practices Commission has adopted a regulation, section 18730 of title 2 of the California Code of Regulations, which contains the terms of a standard conflict of interest code and which can be incorporated by reference in any agency's code. After public notice and hearing, it may be amended by the Fair Political Practices Commission to conform to amendments in the Political Reform Act.

Wherefore, the terms of 2 California Code of Regulations section 18730 and any amendments to it duly adopted by the Fair Political Practices Commission are hereby incorporated by the reference and such regulation together with both the Appendix attached hereto as Appendix "A", designating officials and employees and establishing disclosure categories, and the Appendix attached hereto as Appendix "B", describing the categories of disclosure, shall constitute the conflict of interest code of the **North Central Fire Protection District (the "District")**.

The Form 700s for designated positions, other than the **members of the District's Board of Directors** along with any alternates ("**Board Members**") and **District Fire Chief ("Fire Chief")**, shall be filed with the District. The Board Members and Fire Chief are to file their original Form 700s directly with the Clerk of the Board for the Fresno County Board of Supervisors using the electronic filing system. If the Form 700s are not filed electronically, the paper Form 700 and waiver shall be filed with the District and, upon receipt of these paper Form 700s with waivers, the District shall make and retain a copy and forward the original to the Clerk of the Board of Supervisors.

The District shall retain a copy of all electronically filed Form 700s, a copy of all paper Form 700s with waivers, and the original Form 700s of designated positions not required to file with the County. The District shall make the Form 700s available for public review, inspection, and reproduction. (Gov. Code section 81008.)

The provisions of all Conflict of Interest Codes and amendments thereto previously adopted by the District are hereby superseded.

## APPENDIX "A"

### Public Officials Who Manage Public Investments

It has been determined that the positions listed below manage public investments *and will file a statement of economic interests pursuant to Government Code Section 87200*. These positions are listed for informational purposes only:

- Board Members
- General Manager
- Fire Chief

An individual holding one of the above-listed positions may contact the Fair Political Practices Commission for assistance or written advice regarding their filing obligations if they believe that their position has been categorized incorrectly. The Fair Political Practices Commission makes the final determination whether a position is covered by Government Code Section 87200.

### List of Designated Positions

### Assigned Disclosure

#### Categories

Assistant Fire Chief	Category 1
Battalion Chief	Category 1
Fire Marshal	Category 6
Attorney	Category 1
*Consultants	Category 1

\* Consultants/New Positions are included in the list of designated positions and shall disclose pursuant to the disclosure requirements in this code subject to the following limitation:

The Fire Chief and/or General Manager may determine in writing that a particular consultant, although a "designated position", is hired to perform a range of duties that is limited in scope and thus is not required to fully comply with the disclosure requirements described in this section. Such written determination shall include a description of the consultant's duties and, based upon that description, a statement of the extent of disclosure requirements. The determinations of the Fire Chief and/or General Manager constitute public record and shall be retained for public inspection in the same manner and location as this conflict of interest code. (Gov. Code Sec. 81008.)



## **APPENDIX “B”, DISCLOSURE CATEGORIES**

Individuals holding designated positions must report their interests according to their assigned disclosure category(ies).

### Disclosure Category 1

Interests in real property located within the jurisdiction or within two miles of the boundaries of the jurisdiction or within two miles of any land owned or used by the agency; and investments and business positions in business entities, and income, including loans, gifts, and travel payments, from all sources.

### Disclosure Category 2

Interests in real property located within the jurisdiction or within two miles of the boundaries of the jurisdiction or within two miles of any land owned or used by the agency.

### Disclosure Category 3

Investments and business positions in business entities, and income, including loans, gifts, and travel payments, from sources, that provide services, supplies, materials, machinery, or equipment of the type utilized by the agency.

### Disclosure Category 4

Investments and business positions in business entities, and income, including loans, gifts, and travel payments, from sources, that provide services, supplies, materials, machinery, or equipment of the type utilized by the designated position's division or department.

### Disclosure Category 5

Investments and business positions in business entities, and income, including loans, gifts, and travel payments, from sources, that filed a claim against the agency during the previous two years, or have a claim pending.

### Disclosure Category 6

Investments and business positions in business entities, and income, including loans, gifts, and travel payments, from sources of the type to request an entitlement to use agency property or facilities, including, but not limited to:

- a license
- utility permit
- station vendor permit.



## **NORTH CENTRAL FIRE PROTECTION DISTRICT**

**Board of Directors:** Ken Abrahamian • Michael Foglio

Michael Golden • Rusty Nonini • Amanda Souza

**Fire Chief:** Timothy V. Henry, CFO, EFO

Fire Headquarters

15850 W. Kearney Boulevard

Kerman, California 93630-9335

(559) 878-4550 • FAX (559) 846-3788

[www.northcentralfire.org](http://www.northcentralfire.org)

### **MEMORANDUM**

**TO:** North Central Board of Directors

**FROM:** Tim Henry, Fire Chief

**DATE:** August 25, 2022

**SUBJECT:** 2022-2023 Fiscal Year Final Budget

---

The 2022-2023 Final Budget has been prepared for the Board's review and adoption.

The following is a summary of the changes from the estimated amounts included in the Preliminary Budget document adopted by the Board on June 23, 2022 and the Final Budget presented tonight.

#### **FY 2021-22 Actuals**

- \$176,691 Increase in property taxes, other revenues and interest above estimates
- \$133,315 Decrease in operating expenditures for wages, benefits, services and supplies under estimates
- \$210,006 Increase in Net Operating Revenue for 2021-22 to \$664,515 after all transfers to the Capital and Pension 115 Trust Account

#### **FY 2022-23 Final Budget**

- \$239,500 Increase in estimated net property tax revenues. The projected growth rate was increased to 3% (the preliminary budget used a 2% estimate). The 2021-22 growth in property taxes was 4.96% and the five year average is 5.35%.
- \$192,450 Net increase in estimated operating expenditures including:
  - ✓ \$ 8,050 Property, Auto & Liability Premium to actual invoice

- ✓ \$ 30,000 Travel Expenses for hotel accommodations for two months pending opening of Station 59
  - ✓ \$ 30,000 Crew meal per diem pending opening of Station 59
  - ✓ \$155,400 Wage increases for Local 5260 employees
  - ✓ 37,200 Wage increases for unrepresented employees
  - ✓ \$150,000 Additional appropriations to overtime account
  - ✓ \$218,200 Increased estimated SAFER reimbursements for promotions and increased salary and benefit costs
- \$ 47,050 Increase in estimated operating net revenue (after the annual transfer to Capital of \$900,000) bringing the total for the 2022-23 fiscal year to \$161,200 (\$114,150 was reflect in the preliminary budget).
  - Staff is recommending the purchase of a Type I fire engine originally scheduled for purchase in 2025-26 be moved to 2022-23. With ever extending lead times for delivery and price increases, staff feels this is a prudent move both fiscally and operationally. Lease payments for the two apparatus, estimated at \$225,000 annually, are anticipated to begin in the 2024-25 fiscal year.

Below are more detailed highlights for the 2021-2022 Fiscal Year ending June 30, 2022, and projections for the 2022-2023 Fiscal Year budget:

**FY 2021-22**

- Page 1 - net property tax revenues increased \$481,240 (4.7 percent) over the prior year. Net operating revenues were \$664,515 over expenditures after the contribution to the Capital fund of \$2,100,000 and the approved \$600,000 contribution to the District's 115 trust for the Pension Plan.
- Page 2 – net operating revenues were \$429,178 over the adopted budget.
- Page 3 – the six-year average property tax growth is 5.35 percent. An estimate of 3 percent was utilized for revenue projections in the 2022-23 budget process.
- Page 4 - operating expenses, agreements, debt service payments, and obligations were \$47,459 under budget.
- Page 5 - wages and benefit expenses were \$307,576 under budget.

- Page 6 and 7 - during the 2021-2022 Fiscal Year the District expended funds on the following capital purchases, improvements and building projects:
  - Continued upgrades on Station 59 - \$767,181
  - Dispatch radio upgrade - \$18,814
  - Tower Equipment Upgrade - \$533,721
  - Training Tower Project at Station 58 - \$65,093
  - Replaced the chain link fencing at Stations 56 and 58 - \$43,054
  - Tranquility Tower communication equipment transfer - \$8,014
  - Purchase new vehicle for Property Maintenance Worker - \$63,444
  - Purchase new Squad apparatus for Station 59 – \$274,688
  - Purchased storage containers for Station 55 and 58 - \$29,060
  - Installed extractors for Station 56 and 58 - \$26,094

The District also has a Type I Fire Engine (in production, with a cost of \$915,390), and a Type III Fire Engine for Station 57 (in production and partially funded through a CDBG Grant in the amount of \$250,000 and a District funding match).

- Page 8 - ending total cash balances for all District funds for June 30, 2022 was \$11,514,224 which is an increase of \$1,592,185 from June 30, 2021.

### **FY 2022-23**

- Page 1 - a three percent increase was utilized for the 2022-23 budget for a net increase of \$298,709 in property tax revenue. Net operating revenues are estimated to be \$161,200 over expenditures after the annual contribution to the Capital fund of \$900,000.
- Page 2 – overall revenue from all sources is estimated to decrease by \$943,486 due to \$1.1 million in one-time revenues from COVID reimbursement programs not anticipated to be received in 2022-23.
- Page 4 - total operating expenses, agreements, debt service payments, and obligations are projected to decrease by \$579,498 from actual expenses for 2021-22. This decrease results from the termination of the City of Fresno service agreement for \$1,066,468. Excluding this, actual operating expenses are projected to increase by \$486,970 which factors in the opening, and continued operation of two new fire station facilities and companies.

- Page 5 – with the opening of two new stations and a daily staffing increase to 21 firefighters per day, total salary and benefits less funds received from the SAFER grant are projected to increase by \$1,939,327 from actual expenses of 2021-22. This assumes all authorized positions are filled, incorporates the recent salary adjustments approved by the board for Local 5260 and unrepresented employees, plus an additional \$150,000 in appropriations for overtime.
  
- Page 6 and 7 - Capital and Building Fund projects proposed for 2022-2023:
  - With an extended lead time of up to 18 months for new apparatus, it is recommended the District initiate the order process for two new apparatus. Lease payments usually begin 6 months after delivery and will fall into a subsequent budget year. The equipment recommended for ordering is:
    - Two Type 1 Fire engines with equipment - \$980,000/each
    - One Water Tender for Biola - \$600,000 (also being submitted for potential CDBG funding of \$300,000)
  - Two Fire Prevention staff vehicles - \$85,000
  - Expand the driveway area around the training tower plus additional concrete work - \$25,000
  - Several projects will be carried over to 2022-2023 including:
    - Upgrades to Paramedics dorm at Station 58 - \$50,000
    - Driveway asphalt repair at Station 55 - \$15,000
    - Reconditioning the drainage/drywell in the front driveway at Station 58 - \$20,000
  
- Page 9 – a two-year projection utilizing a two percent increase in property tax revenues and a three percent increase in expenditures for 2023-24 projects a net operating revenue of \$90,369 after the annual Capital Fund contribution of \$900,000.

**Recommended Action:** Adopt the 2022-2023 Final Budget as presented.



**NORTH CENTRAL  
FIRE PROTECTION DISTRICT**

**Final Budget**

**FY 2022 - 2023**

**NORTH CENTRAL FIRE PROTECTION DISTRICT  
2022-2023 FINAL BUDGET**

**TABLE OF CONTENTS**

<b>Budget Summary</b>	<b>1</b>
<b>Operating Revenue Projections</b>	<b>2</b>
<b>Property Tax Growth Chart</b>	<b>3</b>
<b>District Obligations and Operating Expenses</b>	<b>4</b>
<b>Wages and Benefits</b>	<b>5</b>
<b>Capital Equipment Fund</b>	<b>6</b>
<b>Building Fund</b>	<b>7</b>
<b>District Fund Balances</b>	<b>8</b>
<b>Two-Year Projection</b>	<b>9</b>
<b>Apparatus Replacement Schedule</b>	<b>10</b>

**NORTH CENTRAL FIRE PROTECTION DISTRICT  
SUMMARY  
2022-2023 FINAL BUDGET**

SUMMARY	2021-22 Actuals	2022-23 Final Budget	Variance
<b>Operating Revenue</b>			
Property Tax Revenue	10,643,391	10,942,100	298,709
Other Revenue	1,810,496	568,300	-1,242,196
<b>Total Operating Revenue</b>	<b>12,453,886</b>	<b>11,510,400</b>	<b>-943,486</b>
<b>Operating Expenditures</b>			
Wages and Benefits	5,402,822	7,343,400	1,940,578
Services and Supplies	1,612,039	2,069,300	457,261
City of Fresno Service Agreement	1,066,468	0	-1,066,468
Dispatch Services	178,512	183,900	5,388
Pension Obligation Bonds - FCERA	363,663	385,500	21,837
FCERA Settlement Financing	416,707	417,900	1,193
Apparatus Lease Purchase Payment	49,161	49,200	39
<b>Total Operating Expenditures</b>	<b>9,089,371</b>	<b>10,449,200</b>	<b>1,359,829</b>
<b>Annual Contribution to Capital Fund</b>	<b>2,100,000</b>	<b>900,000</b>	<b>-1,200,000</b>
<b>Contribution to Pension 115 Trust Account</b>	<b>600,000</b>	<b>0</b>	<b>-600,000</b>
<b>Operating Net Revenue</b>	<b>664,515</b>	<b>161,200</b>	<b>-503,315</b>

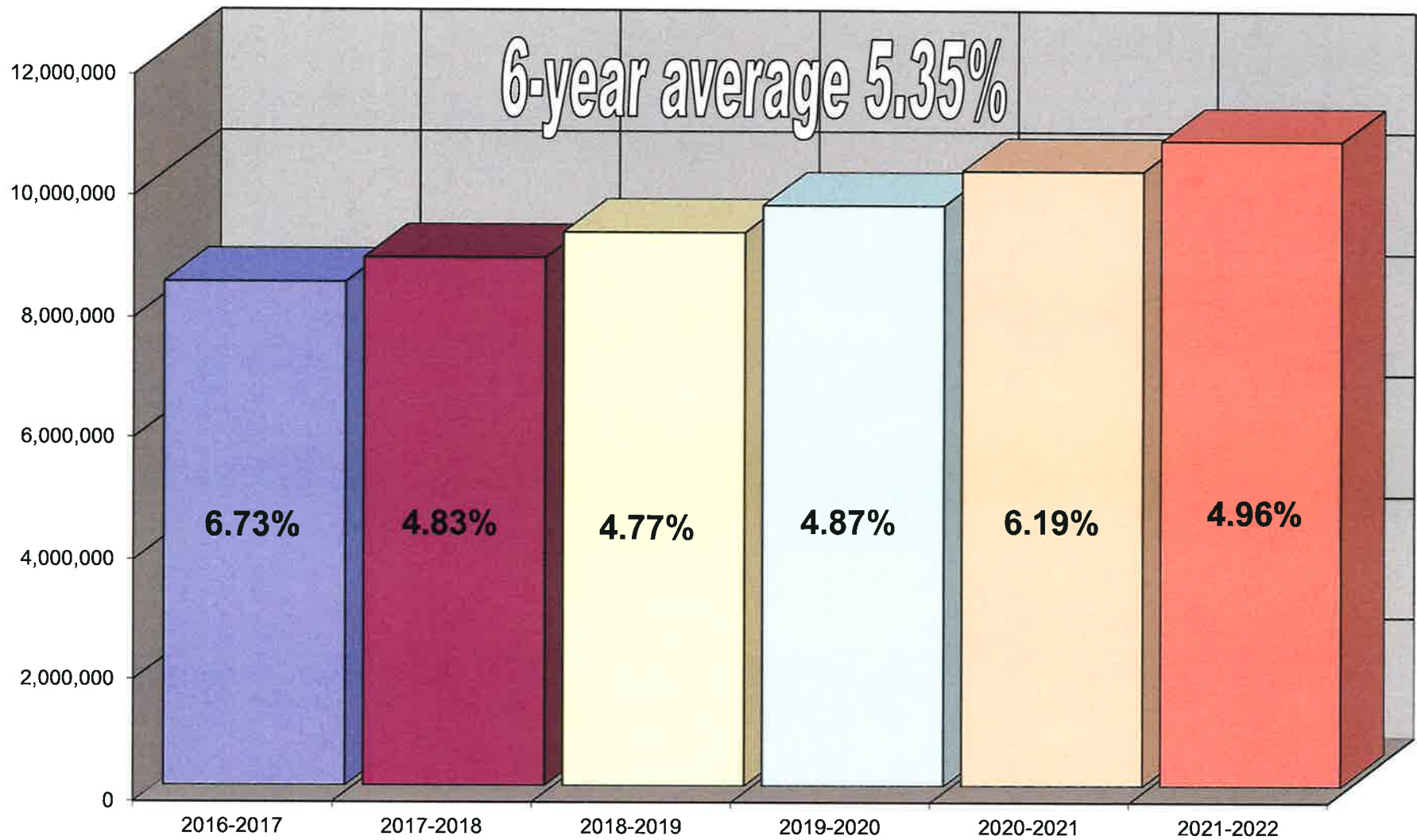


**NORTH CENTRAL FIRE PROTECTION DISTRICT  
OPERATING REVENUE  
2022 - 2023 FINAL BUDGET**

Revenue	2021-2022 Adopted Budget	2021-2022 Actuals	Variance from Adopted	2022-2023 Final Budget	Variance from Estimated Actuals
<b>Property Tax Revenue - General Fund</b>					
Secured Property Taxes	8,973,494	9,058,706	85,212	9,323,500	264,794
Unsecured Property Taxes	447,109	410,158	-36,951	412,500	2,342
Homeowners Relief	65,900	63,196	-2,704	64,000	804
General Fund Totals	9,486,503	9,532,060	45,557	9,800,000	267,940
<b>Property Tax Revenue - EMS Fund</b>					
Secured Property Taxes	1,069,771	1,078,219	8,448	1,111,600	33,381
Unsecured Property Taxes	52,414	48,062	-4,352	49,200	1,138
Homeowners Relief	7,600	7,410	-190	7,600	190
EMS Fund Totals	1,129,785	1,133,692	3,907	1,168,400	34,708
<b>Gross Property Tax Revenue</b>	<b>10,616,288</b>	<b>10,665,751</b>	<b>49,463</b>	<b>10,968,400</b>	<b>302,649</b>
Redevelopment Portion	0	0	0	0	0
Fresno County Tax Collection Fees	-149,272	-22,361	126,911	-26,300	-3,939
<b>Net Property Tax Revenue</b>	<b>10,467,016</b>	<b>10,643,391</b>	<b>176,375</b>	<b>10,942,100</b>	<b>298,709</b>
<b>Other Revenue and Transfers</b>					
Interest on Funds with County	80,000	164,518	84,518	131,400	-33,118
Miscellaneous Revenue	79,332	117,605	38,273	17,300	-100,305
Payment for Priority one calls	12,000	17,343	5,343	13,000	-4,343
Permits, Fees and Plan Reviews	35,000	116,891	81,891	71,500	-45,391
American Ambulance Lease	17,388	15,939	-1,449	17,400	1,461
Tower Rental	30,804	30,804	0	31,700	896
FCC and ROP Training Programs	28,000	72,268	44,268	166,000	93,732
Strike Team (Net of Expenses)	189,500	189,460	-40	0	-189,460
COVID Exp Reimbursed (Co & SLFRF)	1,085,668	1,085,668	0	0	-1,085,668
SHSGP and OES Grant Revenue	0	0	0	120,000	120,000
<b>Total Other Revenue</b>	<b>1,557,692</b>	<b>1,810,496</b>	<b>252,804</b>	<b>568,300</b>	<b>-1,242,196</b>
<b>Total Projected Operating Revenue</b>	<b>12,024,708</b>	<b>12,453,886</b>	<b>429,178</b>	<b>11,510,400</b>	<b>-943,486</b>

2022 - 2023 Projected Property Tax Revenue Growth = 3.0% increase

## Property Tax Growth



**NORTH CENTRAL FIRE PROTECTION DISTRICT  
DISTRICT OBLIGATIONS AND OPERATING EXPENSES  
2022- 2023 FINAL BUDGET**

<b>District Obligations and Operating Expenses</b>	<b>2021-2022 Adopted Budget</b>	<b>2021-2022 Actuals</b>	<b>Variance from Adopted Budget</b>	<b>2022-2023 Final Budget</b>	<b>Variance from Actuals</b>
<b>Agreements, Debt, Prior Obligations</b>					
City of Fresno Service Agreement	1,066,468	1,066,468	0	0	-1,066,468
County of Fresno - Dispatch Services	210,200	178,512	-31,688	183,900	5,388
FCERA Payment Financing	417,751	416,707	-1,044	417,900	1,193
Apparatus Lease Purchase Payment	49,161	49,161	0	49,200	39
Pension Obligation Bonds	363,663	363,663	0	385,500	21,837
Station 54 Lease	20,000	16,600	-3,400	40,800	24,200
Prior Board Benefits	5,419	4,995	-425	5,600	606
Surviving Spouse Benefits	11,295	10,954	-341	11,600	646
<b>Total Agreements, Debt &amp; Obligations</b>	<b>2,143,957</b>	<b>2,107,059</b>	<b>-36,897</b>	<b>1,094,500</b>	<b>-1,012,559</b>
<b>Operating Expenses</b>					
Property, Auto and Liability Insurance	115,000	111,340	-3,660	133,000	21,660
Personal Protective Equipment (PPE)	100,000	67,290	-32,710	92,100	24,810
Communications	90,000	125,294	35,294	124,000	-1,294
Apparatus Maintenance	150,000	126,452	-23,548	250,000	123,548
Station Equipment Maint.	40,000	14,170	-25,830	12,000	-2,170
Computers & Office Equipment	104,000	93,819	-10,181	77,300	-16,519
Facility Maintenance	162,000	193,550	31,550	200,000	6,450
Station Supplies	50,000	53,136	3,136	71,900	18,764
Bulk Fuel	120,000	117,598	-2,402	163,000	45,402
Utilities	65,000	67,534	2,534	90,400	22,866
Professional Services	263,000	295,225	32,225	299,000	3,775
Membership Dues and Subscriptions	20,000	16,512	-3,488	18,800	2,288
Travel Expenses	30,000	14,474	-15,526	45,000	30,526
Training	127,000	121,409	-5,591	120,000	-1,409
Health, Fitness and Safety				30,000	30,000
Office Supplies	20,000	26,046	6,046	17,000	-9,046
Food	5,000	5,613	613	36,000	30,387
Fire Prevention	50,000	53,152	3,152	50,000	-3,152
Apparatus Tools, Equipment & Hose	75,000	65,596	-9,404	115,000	49,404
SCBA Masks & Maintenance	20,000	27,229	7,229	84,000	56,771
<b>Total Services, Supplies &amp; Maintenance</b>	<b>1,606,000</b>	<b>1,595,439</b>	<b>-10,561</b>	<b>2,028,500</b>	<b>433,061</b>
<b>Total Operating Expenditures</b>	<b>3,749,957</b>	<b>3,702,498</b>	<b>-47,459</b>	<b>3,123,000</b>	<b>-579,498</b>

**WAGES AND BENEFITS  
2022- 2023 FINAL BUDGET**

<b>Wages and Benefits</b>	<b>2021-2022 Adopted Budget</b>	<b>2021-2022 Actuals</b>	<b>Variance from Adopted Budget</b>	<b>2022-2023 Final Budget</b>	<b>Variance from Actuals</b>
<b><i>Wages and Benefits:</i></b>					
<b>Current Board Wages &amp; Benefits</b>	<b>61,075</b>	<b>50,016</b>	<b>-11,059</b>	<b>51,200</b>	<b>1,184</b>
<b>Base Salaries</b>	<b>4,507,000</b>	<b>4,484,171</b>	<b>-22,829</b>	<b>5,885,900</b>	<b>1,401,729</b>
<b>Overtime</b>	<b>436,853</b>	<b>430,463</b>	<b>-6,390</b>	<b>923,600</b>	<b>493,137</b>
<b>FLSA Overtime</b>	<b>79,062</b>	<b>46,036</b>	<b>-33,026</b>	<b>108,500</b>	<b>62,464</b>
<b>Holiday Pay</b>	<b>56,905</b>	<b>44,831</b>	<b>-12,074</b>	<b>62,300</b>	<b>17,469</b>
<b>Premium Pay</b>	<b>57,033</b>	<b>125,841</b>	<b>68,808</b>	<b>145,800</b>	<b>19,959</b>
<b>Uniform Allowance</b>	<b>45,939</b>	<b>26,814</b>	<b>-19,125</b>	<b>49,000</b>	<b>22,186</b>
<b>Health Insurance</b>	<b>559,839</b>	<b>536,017</b>	<b>-23,822</b>	<b>775,500</b>	<b>239,483</b>
<b>Pension</b>	<b>595,533</b>	<b>497,750</b>	<b>-97,783</b>	<b>715,100</b>	<b>217,350</b>
<b>457</b>	<b>29,750</b>	<b>26,500</b>	<b>-3,250</b>	<b>27,000</b>	<b>500</b>
<b>Workers Comp</b>	<b>195,899</b>	<b>129,447</b>	<b>-66,452</b>	<b>255,500</b>	<b>126,053</b>
<b>Payroll Taxes</b>	<b>105,771</b>	<b>84,687</b>	<b>-21,084</b>	<b>113,400</b>	<b>28,713</b>
<b><i>Total Wages &amp; Benefits</i></b>	<b>6,730,659</b>	<b>6,482,572</b>	<b>-248,087</b>	<b>9,112,800</b>	<b>2,630,228</b>
<b><i>SAFER Grant Reimbursements:</i></b>					
<b>2019 Award</b>	<b>-837,610</b>	<b>-839,613</b>	<b>-2,003</b>	<b>-919,000</b>	<b>-79,387</b>
<b>2020 Award</b>		<b>-57,441</b>	<b>-57,441</b>	<b>-867,600</b>	<b>-810,159</b>
<b><i>Total SAFER Reimbursement</i></b>	<b>-837,610</b>	<b>-897,054</b>	<b>-59,444</b>	<b>-1,786,600</b>	<b>-889,546</b>
<b><i>Strike Team Reimbursements:</i></b>					
<b>Overtime</b>	<b>-141,200</b>	<b>-141,189</b>	<b>11</b>	<b>0</b>	<b>141,189</b>
<b>Premium Pay</b>	<b>-24,200</b>	<b>-24,205</b>	<b>-5</b>	<b>0</b>	<b>24,205</b>
<b><i>Total Strike Team Reimbursement</i></b>	<b>-165,400</b>	<b>-165,394</b>	<b>6</b>	<b>0</b>	<b>165,394</b>
<b>4850 Pay Reimbursement</b>	<b>-33,200</b>	<b>-33,251</b>	<b>-51</b>	<b>0</b>	<b>33,251</b>
<b><i>Total 4850 Pay Reimbursement</i></b>	<b>-33,200</b>	<b>-33,251</b>	<b>-51</b>	<b>0</b>	<b>33,251</b>
<b><i>Adjusted Wages &amp; Benefits Totals</i></b>	<b>5,694,449</b>	<b>5,386,873</b>	<b>-307,576</b>	<b>7,326,200</b>	<b>1,939,327</b>

**NORTH CENTRAL FIRE PROTECTION DISTRICT  
CAPITAL EQUIPMENT FUND  
2022- 2023 FINAL BUDGET**

Capital Equipment Fund	2021-2022 Adopted Budget	2021-2022 Actuals	Variance from Adopted Budget	2022-23 Final Budget	Variance from Actuals
Beginning Cash Balance	3,108,805	3,108,805	0	4,218,068	1,109,263
Interest from Fresno County	28,000	24,000	-4,000	53,500	29,500
Transfer from Operating Funds	2,000,000	2,000,000	0	900,000	-1,100,000
Strike Team Reimbursements	100,000	100,000	0	0	-100,000
<b><i>Subtotal before Expenditure Transfers</i></b>	<b>5,236,805</b>	<b>5,232,805</b>	<b>-4,000</b>	<b>5,171,568</b>	<b>-61,237</b>
<b>Expenditures</b>					
Miscellaneous Expenditures	10,000	7,116	-2,884	10,000	2,884
Dispatch Radios Upgrade	20,000	19,131	-869	0	-19,131
Tranquility Tower Equipment Transfer	25,000	8,014	-16,986	0	-8,014
Maintenance Vehicle	65,000	63,444	-1,556	0	-63,444
Squad - Station 59	30,310	47,052	16,742	0	-47,052
Renovation - Station 59 App Bay	650,000	767,181	117,181	373,200	-393,981
Type III Fire Engine (CDBG Grant)	500,000	0	-500,000	600,000	600,000
Capital Improvement Projects	100,000	76,705	-23,295	100,000	23,295
Extractor for Stations 56 & 58	30,000	26,094	-3,906	0	-26,094
Two Fire Prevention Vehicles				85,000	85,000
<b><i>Total Transfers and Expenditures</i></b>	<b>1,430,310</b>	<b>1,014,737</b>	<b>-415,573</b>	<b>1,168,200</b>	<b>153,463</b>
<b><i>Estimated Ending Fund Balance</i></b>	<b>3,806,495</b>	<b>4,218,068</b>	<b>411,573</b>	<b>4,003,368</b>	<b>-214,700</b>
<b><i>Net Change in Fund Balance</i></b>	<b>697,690</b>	<b>1,109,263</b>	<b>411,573</b>	<b>-214,700</b>	<b>-1,323,963</b>

**NORTH CENTRAL FIRE PROTECTION DISTRICT  
BUILDING FUND  
2022- 2023 FINAL BUDGET**

Building Fund	2021-2022 Adopted Budget	2021-2022 Actuals	Variance from Adopted Budget	2022-23 Final Budget	Variance from Actuals
Beginning Cash Balance	249,028	249,028	0	334,085	85,057
Property Tax Revenue	26,000	15,000	-11,000	26,000	11,000
Interest from Fresno County	6,500	3,000	-3,500	6,500	3,500
Transfer from EMS fund	100,000	100,000	0	0	-100,000
<b><i>Subtotal before Transfers</i></b>	<b>381,528</b>	<b>367,028</b>	<b>-14,500</b>	<b>366,585</b>	<b>99,557</b>
<b>Expenditures</b>					
Weed Abatement Expenses	25,000	2,403	-22,597	25,000	22,597
Miscellaneous Expenditures	10,000	5,208	-4,792	10,000	4,792
Storage Containers - Stations 55 & 58	27,000	25,333	-1,667	0	-25,333
<b><i>Total Expenditures</i></b>	<b>62,000</b>	<b>32,943</b>	<b>-29,057</b>	<b>35,000</b>	<b>2,057</b>
<b><i>Estimated Ending Fund Balance</i></b>	<b>319,528</b>	<b>334,085</b>	<b>14,557</b>	<b>331,585</b>	<b>-2,500</b>
<b><i>Net Change in Fund Balance</i></b>	<b>70,500</b>	<b>85,057</b>	<b>14,557</b>	<b>-2,500</b>	<b>-87,557</b>

**NORTH CENTRAL FIRE PROTECTION DISTRICT  
COUNTY FUND BALANCES  
2022- 2023 FINAL BUDGET**

<b>NORTH CENTRAL FIRE PROTECTION DISTRICT County Fund Balances</b>			
<b>Balances as of</b>			
<b>Funds</b>	<b>June 30, 2022</b>	<b>June 30, 2021</b>	<b>Variance</b>
<b>General Fund</b>	<b>5,775,761</b>	<b>5,427,946</b>	<b>347,815</b>
<b>Capital - Equipment Fund</b>	<b>4,472,602</b>	<b>3,108,805</b>	<b>1,363,797</b>
<b>Building Fund</b>	<b>319,080</b>	<b>249,028</b>	<b>70,052</b>
<b>EMS Zone 1 Fund</b>	<b>442,006</b>	<b>638,263</b>	<b>(196,257)</b>
<b>SL/Vacation Buyout Fund</b>	<b>35,076</b>	<b>34,605</b>	<b>471</b>
<b>Reserve Fund</b>	<b>347,875</b>	<b>343,204</b>	<b>4,671</b>
<b>Contingency Fund</b>	<b>121,824</b>	<b>120,188</b>	<b>1,636</b>
<b>Total Balance for all Funds</b>	<b>11,514,224</b>	<b>9,922,039</b>	<b>1,592,185</b>

**NORTH CENTRAL FIRE PROTECTION DISTRICT  
TWO-YEAR PROJECTION  
2022- 2023 FINAL BUDGET**

	<b>2021-2022 Actuals</b>	<b>2022-2023 Projections</b>	<b>2023-2024 Projections</b>
<b>Revenue</b>			
<b>Total Operating Revenue</b>	<b>12,453,886</b>	<b>11,510,400</b>	<b>11,740,608</b>
<b>Total Revenue</b>			
	<b>12,453,886</b>	<b>11,510,400</b>	<b>11,740,608</b>
<b>Expenditures</b>			
<b>Wages, Benefits and POB</b>	<b>5,766,485</b>	<b>7,728,900</b>	<b>7,960,767</b>
<b>Services and Supplies</b>	<b>1,839,711</b>	<b>2,302,400</b>	<b>2,371,472</b>
<b>City of Fresno - Service Agreement</b>	<b>1,066,468</b>	<b>0</b>	<b>0</b>
<b>FCERA Settlement Financing</b>	<b>416,707</b>	<b>417,900</b>	<b>418,000</b>
<b>Total Expenditures</b>			
	<b>9,089,371</b>	<b>10,449,200</b>	<b>10,750,239</b>
<b>Annual Contribution to Capital Fund</b>			
	<b>2,100,000</b>	<b>900,000</b>	<b>900,000</b>
<b>Contribution to Pension 115 Trust Account</b>			
	<b>600,000</b>	<b>0</b>	<b>0</b>
<b>Operating Net Revenue</b>			
	<b>664,515</b>	<b>161,200</b>	<b>90,369</b>

Property Tax Growth Projection 2022-23 = 3% Increase

Property Tax Growth Projection 2023-24 = 2% Increase



**NORTH CENTRAL FIRE DISTRICT  
20-YEAR APPARATUS REPLACEMENT SCHEDULE**

<b>FY Approval to Order</b>	<b>Equipment Purchased</b>	<b>Estimated Cost</b>	<b>Annual Lease Payment</b>
2021-2022	Type III Fire Engine	250,000	29,009
2021-2022	Squad Rescue Rig	318,248	N/A
2021-2022	Type I Fire Engine	915,390	94,093
2022-2023	2 Fire Prevention Staff Vehicles	85,000	N/A
2022-2023	2 Type I Fire Engines	1,960,000	225,000
2022-2023	Water Tender (Possible CDBG Funding)	600,000	70,000
2025-2026	Type I Fire Engine (Recommend Ordering in 2022-23 due to extended delivery periods)	1,058,400	N/A
2027-2028	Aerial Ladder Truck	1,441,277	118,991
2027-2028	BC Truck	116,125	N/A
2028-2029	Fire Chief Vehicle	91,386	N/A
2028-2029	Deputy Chief Vehicle	91,386	N/A
2028-2029	Fire Marshal Vehicle	91,386	N/A
2030-2031	Type I Fire Engine	1,027,204	119,194
2030-2031	Training Vehicle	92,674	N/A
2033-2034	Type I Fire Engine	1,122,454	130,246
2033-2034	BC Truck	105,942	N/A
2034-2035	Patrol Rig	210,326	24,406
2035-2036	Water Tender	722,782	83,870
2036-2037	Type I Fire Engine	1,226,535	142,324

**NORTH CENTRAL FIRE DISTRICT  
20-YEAR APPARATUS REPLACEMENT SCHEDULE**

FY Approval to Order	Equipment Purchased	Estimated Cost	Annual Lease Payment
2036-2037	Water Tender	744,465	86,386
2036-2037	Maintenance Truck	98,318	N/A
2037-2038	Staff Vehicle	36,529	N/A
2037-2038	BC Truck	156,062	N/A
2038-2039	Fire Chief Vehicle	122,816	N/A
2038-2039	Deputy Chief Vehicle	122,816	N/A
2038-2039	Fire Marshal Vehicle	122,816	N/A
2039-2040	Type I Fire Engine	1,340,268	155,521



## NORTH CENTRAL FIRE PROTECTION DISTRICT

**Board of Directors:** Ken Abrahamian • Michael Foglio

Michael Golden • Rusty Nonini • Amanda Souza

**Fire Chief:** Timothy V. Henry, CFO, EFO

Fire Headquarters

15850 W. Kearney Boulevard

Kerman, California 93630-9335

(559) 275-5531 • FAX (559) 846-3788

[www.northcentralfire.org](http://www.northcentralfire.org)

### MEMORANDUM

**TO:** North Central Board of Directors

**FROM:** Timothy Henry, Fire Chief

**DATE:** August 25, 2022

**SUBJECT:** Type I Fire Engine Purchase Proposal

---

In June, with adoption of the preliminary budget, the Board approved an apparatus replacement schedule which included the replacement of one Type I Fire Engine in 2021-22 (currently in production) and a second unit to be ordered in 2022-23.

Attached is the proposal received from Fire Apparatus Solutions. This proposal from August 2022 reflects a cost increase of seven percent from the cost of the engine currently in production and ordered in November 2021, less than one year ago.

With adoption of the final budget, staff is recommending the purchase of a Type I fire engine originally scheduled for replacement in 2025-26 now be moved up to 2022-23. With ever extending lead times for delivery and further anticipated price increases, staff feels it would be prudent from both a financial and operational perspective to order two apparatus now.

Lease payments for the two apparatus, estimated at \$225,000 annually, are anticipated to begin late in the 2023-24 fiscal year or early in 2024-25.

**Recommended Action:** Authorize the Fire Chief to accept and sign the apparatus proposal from Fire Apparatus Solutions and lease purchase two new Type I Fire Engines.



# Apparatus Agreement North Central Fire Protection District

8/17/2022

North Central Fire Protection District

This is an Apparatus Agreement between Fire Apparatus Solutions and North Central Fire Protection District for the purchase of One (1) Spartan Smeal Type 1 Pumper Specifications provided. This will be purchased through Sourcewell Contract # 113021-RVG

<b>(1) Spartan/Smeal Type 1 Pumper</b>	<b>\$838,875.00</b>
<b>Fleet Discount</b>	<b>-20,000.00</b>
<b>Equipment</b>	<b>\$80,000.00</b>
<b>Pretax Total</b>	<b>\$ 898,875.00</b>
<b>Sales Tax @ 8.975%</b>	<b>\$80,674.03</b>
<b>Total Purchase</b>	<b>\$ 979,549.03</b>

Tax rates are subject to change and the tax will be determined at the time of registration. Any changes to the price will be documented on a Change Order which may increase or decrease the price during the build process. The pricing includes a Preconstruction Meeting and a Final Inspection Trip. California Tire Fee is included. FAS will register the Vehicle.

Pricing is good for 30 days. Fire Apparatus Agreement and or a Purchase Order needs to be submitted to Fire Apparatus Solutions.

Signature below represents agreement of the Terms.

North Central Fire Protection District

Fire Apparatus Solutions:

\_\_\_\_\_  
Signature Date

Scott Beck 8/17/2022  
\_\_\_\_\_  
Signature Date

\_\_\_\_\_  
Printed Name

Scott Beck  
\_\_\_\_\_  
Printed Name

\_\_\_\_\_  
Title

Sales Manager  
\_\_\_\_\_  
Title