



**NORTH CENTRAL FIRE PROTECTION DISTRICT  
MEETING AGENDA**

January 23, 2025

4:30 p.m.

15850 W. Kearney Blvd., Kerman, CA 93630

**1. OPENING CEREMONIES**

- A. Call to Order
- B. Roll Call
- C. Invocation
- D. Flag Salute
- E. Swearing In of Elected Board Members
  - 1. Swear-In Elected Board Members Ken Abrahamian and Amanda Souza
- F. Reorganization of Board Officers
  - 1. Election of Board Chair, Board Vice-Chair and Board Secretary

**2. AGENDA APPROVAL**

**3. PUBLIC COMMENTS/PRESENTATIONS**

This portion of the meeting is reserved for members of the public to address the Board on items of interest that are not on the agenda and are within the subject matter jurisdiction of the Board. Speakers are limited to five minutes. It is requested that no comments be made during this period on items on the agenda. Members of the public wishing to address the Board on items on the agenda should notify the Chair when that Agenda item is called, and the Chair will recognize your discussion at that time. It should be noted the Board is prohibited by law from taking any action on matters discussed that are not on the agenda.

**4. CONSENT ITEMS**

Matters listed under the Consent Calendar are routine and will be enacted by one motion and vote. There will be no separate discussion of these items. If discussion is desired, a member of the audience or a Board Member may request an item be removed from the Consent Items, which will be considered separately.

- A. [Minutes](#) – December 19, 2024
- B. [Disbursement List](#) – December 2024

### C. Monthly Financial Reports

1. [Fresno County: Cash Balances – All Funds](#)
2. [Budget Variance Report: YTD Expenses Compared to Budget](#)
3. [Revenue and Reimbursement Report](#)

### D. [Resolution No. 25-01](#) Authorizing Disposition of Excess Property

Recommendation: Board adopt Resolution 25-01 Authorizing the Disposition of Excess Property.

## 5. PUBLIC HEARINGS

None

## 6. ACTION ITEMS

- A. [2024-2025 Operating Budget Mid-Year Review and Resolution No. 25-02](#)  
Adopting the First Amendment to the Fiscal Year 2024-25 Adopted Budget

Recommendation:

1. Board review and receive report;
2. Approve Resolution No. 25-02 adopting the first amendment to the 2024-2025 Operating Budget in the amount of \$463,100.

## 7. FIRE CHIEF REPORT

- A. [Fire Incident/Fire Prevention Report](#)  
B. Operational Update  
C. [Year End Review](#)

## 8. BOARD MEMBER COMMENTS/REPORTS/ANNOUNCEMENTS

## 9. CLOSED SESSION

- A. CONFERENCE WITH LABOR NEGOTIATORS  
Government Code Section 54957.6  
Employee Organization: North Central Professional Firefighters Association  
Local 5260

## 10. ADJOURNMENT

**ADA Compliance and Reasonable Accommodation.** In compliance with the Americans with Disabilities Act (ADA), if you need special assistance to participate in this meeting, please contact the District at 559-878-4550. Notification provided a minimum of 48 hours before the meeting will enable the District to make reasonable arrangements to ensure accessibility to this meeting. Pursuant to the ADA, the meeting room is accessible to the physically disabled.

**Public Inquiries.** If you wish to request time on an upcoming Board Agenda to present a particular item or matter to the Board, you may contact the District by 5:00 p.m., seven business days before the scheduled Board meeting, to do so. If the matter is within the Board's jurisdiction, and the Board has not taken action or considered the item at a recent meeting, the District may place the item on the agenda. Agenda items will be available for review 72 hours prior to the meeting at 15850 W. Kearney Blvd., Kerman, CA 93630 or [www.northcentralfire.org](http://www.northcentralfire.org).

#### AGENDA POSTING CERTIFICATION

I, Amanda Souza, Secretary for North Central Fire Protection District, do hereby declare under penalty of perjury that I caused the above agenda to be posted at North Central Fire Station at 15850 W. Kearney Blvd., Kerman, CA 93630 and on the website at [www.https://www.northcentralfire.org](https://www.northcentralfire.org).

Date: January 17, 2025

/s/ Amanda Souza, Secretary



**NORTH CENTRAL FIRE PROTECTION DISTRICT  
MEETING MINUTES**

December 19, 2024

4:30 p.m.

15850 W. Kearney Blvd., Kerman, CA 93630

**1. OPENING CEREMONIES**

- A. Call to Order – 4:34 p.m.
- B. Roll Call - **All present except Chairman Abrahamian**
- C. Invocation – **Pastor Bryan Arabian**
- D. Flag Salute – **Chief Henry**

**2. AGENDA APPROVAL**

**Motion made by Director Folio, Seconded by Director Souza, Voting Aye, Director Folio, Director Golden, Director Nonini, Director Souza**

**3. PUBLIC COMMENTS/PRESENTATIONS**

None

**4. CONSENT ITEMS**

**Motion made by Director Folio, Seconded by Director Golden, Voting Aye, Director Folio, Director Golden, Director Nonini, Director Souza**

- A. Minutes – November 21, 2024
- B. Disbursement List – November 2024
- C. Monthly Financial Reports
  - 1. Fresno County: Cash Balances – All Funds
  - 2. Budget Variance Report: YTD Expenses Compared to Budget
  - 3. Revenue and Reimbursement Report
- D. Second Reading and Adoption of Ordinance 2024-01 Amending the North Central Fire Protection District Master Fee Schedule

Recommendation: Board waive the second reading and Adopt Ordinance 2024-01, Amending the North Central Fire Protection District Master Fee Schedule.

E. Resolution 24-13 Authorizing the Disposition of Excess Property

Recommendation: Board adopt Resolution No. 24-13, declaring the listed items as surplus and authorize District staff to dispose of the property in a manner consistent with State law, this resolution, and in the best interest of the District.

**5. PUBLIC HEARINGS**

None

**6. ACTION ITEMS**

None

**7. FIRE CHIEF REPORT**

- A. Fire Incident/Fire Prevention Report
- B. Operational Update

**8. BOARD MEMBER COMMENTS/REPORTS/ANNOUNCEMENTS**

**9. CLOSED SESSION**

- A. CONFERENCE WITH LABOR NEGOTIATORS  
Government Code Section 54957.6  
Employee Organization: North Central Professional Firefighters Association  
Local 5260

**4:42 p.m. Board recessed to Closed Session.**

**5:45 p.m. Board reconvened from Closed Session.**

**No Reportable Action.**

**10. ADJOURNMENT**

**Motion made by Director Folio, Seconded by Director Souza, Voting Aye, Director Folio, Director Golden, Director Nonini, Director Souza**

**Adjourned 5:47 p.m.**

**MINUTES CERTIFICATION**

I, Amanda Souza, Secretary for North Central Fire Protection District, do hereby declare under penalty of perjury that the above Minutes are a true depiction of all actions taken at the Board meeting held on the first date above written at North Central Fire Protection District, 15850 W. Kearney Boulevard, Kerman, CA 93630.

Date: \_\_\_\_\_

\_\_\_\_\_  
Amanda Souza, Secretary

**North Central Fire District**  
**Account QuickReport**  
As of December 31, 2024

**4. B**

<u>Date</u>	<u>Num</u>	<u>Name</u>	<u>Memo</u>	<u>Amount</u>
12/05/2024	11387	Antonio Robinson	ROP Instructor	1785.00
12/05/2024	11388	ASi Administrative Solutions	Dental/Vision Premiums	2749.75
12/05/2024	11389	Barrios Site Services, Inc.	Portable Restroom Service	100.00
12/05/2024	11390	Employee Reimbursement	Gas/Flex 125 Reimbursement	206.06
12/05/2024	11391	Cheryl Carlson	Financial Consulting	1551.25
12/05/2024	11392	City of Fresno - Utilities	Utilities: Water	87.37
12/05/2024	11393	Cook's, Inc.	Radio Maintenance	27611.76
12/05/2024	11394	Fire Apparatus Solutions	Apparatus Repairs	58628.90
12/05/2024	11395	Fresno County Tax Collector	Property Tax	54.50
12/05/2024	11396	Employee Reimbursement	Employee Reimbursement	550.00
12/05/2024	11397	GRAINGER	Stations Supplies	105.39
12/05/2024	11398	Jack's Butane Service, Inc.	Proprane Line	1432.14
12/05/2024	11399	John Hancock USA	Plan Contribution - 457	7448.95
12/05/2024	11400	Employee Reimbursement	Travel	676.55
12/05/2024	11401	Employee Reimbursement	Mileage Reimbursement	1200.00
12/05/2024	11402	Employee Reimbursement	Board Health Ins. Reimb. November	957.92
12/05/2024	11403	Kings County Welding	Training Facility	29720.32
12/05/2024	11404	Liebert Cassidy Whitmore	Legal Services	671.00
12/05/2024	11405	Mac's Equipment	Part for Apparatus	37.77
12/05/2024	11406	Mayson Ace Hardware	Station Maintenance	15.57
12/05/2024	11407	Metro Uniform	Employee Uniforms	381.41
12/05/2024	11408	Employee Reimbursement	Board Health Ins. Reimb December	1030.17
12/05/2024	11409	Employee Reimbursement	Board Health Ins. Reimb December	196.22
12/05/2024	11410	Mid Valley Disposal 3	Trash	495.92
12/05/2024	11411	ODP Business Solutions	Office Supplies	212.63
12/05/2024	11412	PacWest Direct	Weed Abatement	1191.85
12/05/2024	11413	PG&E	Utilities	2873.71
12/05/2024	11414	Real-Time, Inc.	Computer Support/Maintenance	1493.25
12/05/2024	11415	ROBERT V. JENSEN	Fuel	3239.60
12/05/2024	11416	Employee Reimbursement	Board Health Ins. Reimb. December	957.92
12/05/2024	11417	Sebastian	Phone & Long Distance Service	169.43
12/05/2024	11418	Sierra HR Partners, Inc.	HR Consultant	125.00
12/05/2024	11419	Slumberger	Station Supplies & Maintenance	19.43
12/05/2024	11420	Standard Insurance Company	Life & LTD Insurance	2175.00
12/05/2024	11421	Streamline Software, Inc.	Web Maintenance	497.00
12/05/2024	11422	Employee Reimbursement	Employee Health Ins. December	1948.00
12/05/2024	11423	U.S. Bank PARS	Pension Plan Contributions	63174.58
12/05/2024	11424	U.S. Bank Voyager Fleet Systems	Voyager Card Fuel Purchases	4551.79
12/05/2024	11425	Valley Farm Supply, Inc.	Station Supplies, Station Maintenance, Apparatus	47.91
12/05/2024	11426	Verizon	Toughbooks Data Plan	646.17
12/05/2024	11427	Verizon Wireless	Cell Phone - Operations	18.50
12/05/2024	11428	Vestis	Linen Service	551.84
12/05/2024	11429	Vincent Communications, Inc.	Communication Radio	1213.52
12/06/2024		QuickBooks Payroll Service	Created by Direct Deposit Service on 12/05/2024	1.75
12/09/2024		Clyde Lansing	Consultant	1023.00
12/12/2024		QuickBooks Payroll Service	Created by Payroll Service on 12/11/2024	219316.31
12/13/2024	11430	Employee Reimbursement	Employee Reimbursement	72.20
12/13/2024	11431	Alliance Laundry System Distribution LLC	Station Maint	973.12
12/13/2024	11432	AT&T	Phone & Long Distance Service	67.16
12/13/2024	11433	AT&T Mobility	Phone & Long Distance Service	2324.24
12/13/2024	11434	Banc of America	FCERA Debt Service Payment	179724.46
12/13/2024	11435	Biola CSD	Utilities: Water	401.69
12/13/2024	11436	Central Valley Fire Chiefs Association	Membership Dues	50.00
12/13/2024	11437	Employee Reimbursement	Flex 125 Reimbursement	1086.15
12/13/2024	11438	City of Fresno - Utilities	Utilities: Water	144.17
12/13/2024	11439	City of Kerman	Utilities: Water	735.57
12/13/2024	11440	CSDA Member Services	Membership Dues	9548.00
12/13/2024	11441	CSG Consultants, Inc	Plan Consultants	1092.78
12/13/2024	11442	ESO Solutions Inc.	Fire Supression - RMS System	525.00
12/13/2024	11443	Fastenal Company	Station Supplies	591.53
12/13/2024	11444	John Hancock USA	Plan Contribution - 457	4859.19
12/13/2024	11445	L.N. Curtis, Inc.	Apparatus Equipment	7754.66
12/13/2024	11446	Mac's Equipment	Part for Apparatus	90.95
12/13/2024	11447	Mid Valley	Utilities: Trash Disposal	109.18
12/13/2024	11448	Mid Valley (2)	Dumpster Rental	186.98
12/13/2024	11449	NBS	Consulting Services	4125.00
12/13/2024	11450	ODP Business Solutions	Office Supplies	63.38
12/13/2024	11451	ORKIN, LLC	Pest Control Services	452.94
12/13/2024	11452	Priceless Kreations, Inc.	Employee Uniform	764.54
12/13/2024	11453	Quinn Co.	Generators	9120.00

**North Central Fire District**  
**Account QuickReport**  
As of December 31, 2024

<u>Date</u>	<u>Num</u>	<u>Name</u>	<u>Memo</u>	<u>Amount</u>
12/13/2024	11454	Raul Herrera	Polygraph Services	1000.00
12/13/2024	11455	REPUBLIC	Utilities - Trash Disposal	175.52
12/13/2024	11456	ROBERT V. JENSEN	Fuel	1680.61
12/13/2024	11457	Sam Munguia	Plans Check	292.50
12/13/2024	11458	Sierra Data Management & Storage Inc.	Storage of Scanned Documents	79.64
12/13/2024	11459	Sparkletts	Drinking Water	538.36
12/13/2024	11460	U.S. Bank Cal-Card	Credit Card Payment	21402.62
12/13/2024	11461	U.S. Bank PARS	Pension Plan Contributions	62361.37
12/13/2024	11462	UBEO West, LLC	Contract Invoice	423.27
12/13/2024	11463	Valley Farm Supply, Inc.	Station Supplies, Station Maintenance, Apparatus	16.34
12/13/2024	11464	Vestis	Linen Service	574.40
12/13/2024	E-pay	United States Treasury	Taxes QB Tracking # 780351714	38417.78
12/13/2024	E-pay	EDD	698-1613-0 QB Tracking # 780328714	16559.86
12/16/2024		QuickBooks Payroll Service	Created by Direct Deposit Service on 12/13/2024	1.75
12/17/2024		NCPFA, LOCAL 5260	Union Dues	3335.00
12/18/2024	11465	Baker Manock & Jensen	Legal Service	1678.23
12/18/2024	11466	Comcast Business	Internet & Phone Services	1633.19
12/18/2024	11467	County of Fresno - POB	POB Payment	17528.08
12/18/2024	11468	CSG Consultants, Inc	Plan Consultants	7057.50
12/18/2024	11469	Fabio Quijano.	Uniform Reimbursement	370.16
12/18/2024	11470	Faustino Lopez	Lawn & Garden Service	450.00
12/18/2024	11471	Fresno County DPH - EMS Division	Dispatch Service	16078.00
12/18/2024	11472	Fresno County Fire Protection Dist.	Training Facility Rental	4130.74
12/18/2024	11473	Jessica Lee	Uniform Reimbursement	409.43
12/18/2024	11474	John Nipp	Station 54 Rent	3233.18
12/18/2024	11475	Mac's Equipment	Part for Apparatus	402.47
12/18/2024	11476	Employee Reimbursement	Employee Reimbursement	685.91
12/18/2024	11477	Occupational Health Centers	Employee Physicals	2218.00
12/18/2024	11478	Petty Cash	Petty Cash	403.59
12/18/2024	11479	PG&E	Utilities	2152.87
12/18/2024	11480	Real-Time, Inc.	Computer Support/Maintenance	556.00
12/18/2024	11481	San Joaquin Valley Air Control Dist.	Permit to Operate Fee	42.00
12/18/2024	11482	Slumberger	Station Supplies & Maintenance	287.78
12/18/2024	11483	UNITEDHEALTHCARE INS	Prior Board Member Insurance	519.50
12/18/2024	11484	Vestis	Linen Service	102.78
12/30/2024	11485	AllStar Fire Equipment, Inc.	Apparatus Equipment	456.45
12/30/2024	11486	Antonio Robinson	ROP Instructor	2550.00
12/30/2024	11487	Biola CSD	Utilities: Water	390.83
12/30/2024	11488	Centerline	Plans Reimbursement	598.50
12/30/2024	11489	Employee Reimbursement	Flex 125 Reimbursement	90.02
12/30/2024	11490	Comcast	Internet & Phone Services	240.66
12/30/2024	11491	Fastenal Company	Station Supplies	1559.11
12/30/2024	11492	Fire Specialties	Fire Investigations	1145.98
12/30/2024	11493	Fresno County Fire Protection Dist.	Training Facility Rental	3112.08
12/30/2024	11494	John Hancock USA	Plan Contribution - 457	7559.19
12/30/2024	11495	L.N. Curtis, Inc.	Apparatus Equipment	1850.16
12/30/2024	11496	Liebert Cassidy Whitmore	Legal Services	915.00
12/30/2024	11497	Employee Reimbursement	Employee Reimbursement	2136.46
12/30/2024	11498	Employee Reimbursement	Employee Reimbursement - Flex	2366.61
12/30/2024	11499	Occupational Health Centers	New Hire Physical	5487.00
12/30/2024	11500	ODP Business Solutions	Office Supplies	165.18
12/30/2024	11501	PG&E	Utilities	2108.99
12/30/2024	11502	Rali Solutions, LLC	Computer program	7600.00
12/30/2024	11503	Raul Herrera	Polygraph Services	1250.00
12/30/2024	11504	ROBERT V. JENSEN	Fuel	2359.95
12/30/2024	11505	Slumberger	Station Supplies & Maintenance	151.85
12/30/2024	11506	Standard Insurance Company	Life & LTD Insurance	2175.00
12/30/2024	11507	Employee Reimbursement	Employee FSA Reimbursement	1800.00
12/30/2024	11508	UBEO West, LLC	Contract Invoice	391.07
12/30/2024	11509	Vestis	Linen Service	574.40
12/30/2024	11510	Wade Kandarian	PARS Refund	333.52
12/30/2024	E-pay	United States Treasury	Taxes QB Tracking # 1572777518	37790.64
12/30/2024	E-pay	EDD	698-1613-0 QB Tracking # 1572696518	15647.61
12/30/2024		QuickBooks Payroll Service	Created by Payroll Service on 12/27/2024	215522.29
12/30/2024		QuickBooks Payroll Service	Created by Payroll Service on 12/27/2024	277.04
12/31/2024		QuickBooks Payroll Service	Created by Direct Deposit Service on 12/30/2024	1.75

Board Action: To approve disbursements from West America general account as presented for the total amount of \$1,193,410.77 for December 2024.

\$1,193,410.77

**NORTH CENTRAL FIRE PROTECTION DISTRICT  
FUND CASH BALANCES**

FUND CASH BALANCES	GENERAL	CAPITAL EQUIPMENT	BUILDING	EMS	SICK LEAVE	RESERVE FUND	RISK CONTINGENCY	TOTAL OF ALL FUNDS
FUND CLASS #	10000	20000	41400	41410	41420	41430	41440	
<b>Beg Balance 12/01/2024</b>	<b>\$ 1,067,886.89</b>	<b>\$ 4,786,097.54</b>	<b>\$ 360,866.57</b>	<b>\$ 701,915.28</b>	<b>\$ 36,958.81</b>	<b>\$ 366,550.31</b>	<b>\$ 128,363.97</b>	<b>\$ 7,448,639.37</b>
<b>Ending Balance 12/31/2024</b>	<b>\$ 5,784,734.56</b>	<b>\$ 4,820,649.88</b>	<b>\$ 370,201.33</b>	<b>\$ 1,347,003.10</b>	<b>\$ 37,225.11</b>	<b>\$ 369,191.43</b>	<b>\$ 129,288.87</b>	<b>\$ 12,858,294.28</b>



**NORTH CENTRAL FIRE PROTECTION DISTRICT  
SERVICES, SUPPLIES AND MAINTENANCE  
BUDGET - TO - ACTUAL  
JULY 2024 - JUNE 2025**

Services, Supplies and Maintenance	Fiscal Year 2024 - 2025 Budget	Activity thru November	December	YTD Total	% of Budget Used	Budget Remaining	% of Budget Remaining
Pension Obligation Bonds	\$ 211,200	\$ 87,640.40	\$ 17,528.08	\$ 105,168.48	49.8%	\$106,031.52	50.2%
Property, Auto & Liability Insurance	208,700	208,648.00	0.00	208,648.00	100.0%	52.00	0.0%
Personal Protective Equipment	65,000	10,704.61	31,574.01	42,278.62	65.0%	22,721.38	35.0%
Health, Fitness and Safety	28,000	4,588.92	0.00	4,588.92	16.4%	23,411.08	83.6%
Fire Prevention	154,200	33,165.88	10,563.44	43,729.32	28.4%	110,470.68	71.6%
Communications	308,000	135,806.94	23,097.97	158,904.91	51.6%	149,095.09	48.4%
Food	6,000	3,730.78	252.95	3,983.73	66.4%	2,016.27	33.6%
Apparatus Maintenance	420,000	203,546.98	60,565.36	264,112.34	62.9%	155,887.66	37.1%
Apparatus Tools, Equipment & Hose	118,100	6,450.68	8,367.83	14,818.51	12.5%	103,281.49	87.5%
Equipment Maintenance	30,100	3,351.28	3,910.99	7,262.27	24.1%	22,837.73	75.9%
SCBA Masks & Maintenance	59,000	42,279.11	0.00	42,279.11	71.7%	16,720.89	28.3%
Computers & Office Equipment	99,000	83,399.52	15,587.82	98,987.34	100.0%	12.66	0.0%
Facility Maintenance	222,000	104,270.88	72,558.41	176,829.29	79.7%	45,170.71	20.3%
Station Supplies	62,000	28,280.14	4,938.16	33,218.30	53.6%	28,781.70	46.4%
Fuel	155,000	63,942.59	7,970.35	71,912.94	46.4%	83,087.06	53.6%
Utilities	130,000	56,710.66	7,667.45	64,378.11	49.5%	65,621.89	50.5%
Training	240,800	53,169.15	5,704.69	58,873.84	24.4%	181,926.16	75.6%
Travel Expenses	25,000	11,301.98	502.56	11,804.54	47.2%	13,195.46	52.8%
Membership Dues & Subscriptions	19,100	24,509.93	(5,570.73)	18,939.20	99.2%	160.80	0.8%
Professional Services	400,000	212,803.10	22,747.38	235,550.48	58.9%	164,449.52	41.1%
County of Fresno - Dispatch Services	193,000	80,390.25	16,078.00	96,468.25	50.0%	96,531.75	50.0%
Office Supplies and Postage	24,300	12,329.52	2,043.10	14,372.62	59.1%	9,927.38	40.9%
Station 54 Lease	45,000	17,000.00	0.00	17,000.00	37.8%	28,000.00	62.2%
FCERA Payment Financing	416,800	207,612.65	0.00	207,612.65	49.8%	209,187.35	50.2%
Apparatus Financing Payment	408,700	179,724.92	179,724.46	359,449.38	87.9%	49,250.62	12.1%
<b>Totals</b>	<b>\$ 4,049,000</b>	<b>\$ 1,875,358.87</b>	<b>\$ 485,812.28</b>	<b>\$ 2,361,171.15</b>	<b>58.3%</b>	<b>\$ 1,687,828.85</b>	<b>41.7%</b>

6th month of fiscal year - average = 50.0%

**NORTH CENTRAL FIRE PROTECTION DISTRICT  
WAGES, BENEFITS, POB AND FUND EXPENDITURES  
BUDGET - TO - ACTUAL  
JULY 2024 - JUNE 2025**

Wages, Benefits and POB	Fiscal Year 2024 - 2025 Budget	Activity thru November	December	YTD Total	% of Budget Used	Budget Remaining	% of Budget Remaining
Current Board Wages and Benefits	\$ 58,000	\$ 21,842.74	\$ 4,467.95	\$ 26,310.69	45.4%	\$ 31,689.31	54.6%
Prior Board Member Benefits	6,000	2,632.11	9.00	2,641.11	44.0%	3358.89	56.0%
Surviving Spouse Benefits	13,000	5,038.60	1,007.72	6,046.32	46.5%	6953.68	53.5%
Employee Wages and Benefits	9,781,500	4,353,769.97	785,954.96	5,139,724.93	52.5%	4,641,775.07	47.5%
<b>Total Wages and Benefits</b>	<b>\$ 9,858,500</b>	<b>\$ 4,383,283.42</b>	<b>\$ 791,439.63</b>	<b>\$ 5,174,723.05</b>	<b>52.5%</b>	<b>\$ 4,683,776.95</b>	<b>47.5%</b>
<b>Fund Expenditures per Budget</b>							
CDBG Off-Road Water Tender	\$ 350,500	0.00	\$ -	\$ -	0.0%	\$ 350,500	100.0%
Misc Building Fund Expenditures	10,000	0.00	0.00	0.00	0.0%	10,000.00	100.0%
Misc Capital Improvement Projects	100,000	0.00	0.00	0.00	0.0%	100,000.00	100.0%
Station 55 Improvements	33,000	0.00	0.00	0.00	0.0%	33,000.00	100.0%
NCFPD Microwave Upgrades	-	0.00	0.00	0.00	0.0%	0.00	
Stations 58 Roof	38,400	0.00	0.00	0.00	0.0%	38,400.00	100.0%
Land Purchase Finance Payment	327,000	0.00	0.00	0.00	0.0%	327,000.00	100.0%
Preliminary Land Studies	350,000	0.00	0.00	0.00	0.0%	350,000.00	100.0%
<b>Total Fund Expenditures</b>	<b>\$ 1,208,900</b>	<b>\$ -</b>	<b>\$ -</b>	<b>\$ -</b>	<b>0.0%</b>	<b>\$ 1,208,900.00</b>	<b>100.0%</b>

**NORTH CENTRAL FIRE PROTECTION DISTRICT  
REVENUE AND REIMBURSEMENTS  
BUDGET - TO - ACTUAL  
JULY 2024 - JUNE 2025**

**4. C 3**

Revenue	Fiscal Year 2024 - 2025 Budget	Activity thru November	December	YTD Total	% of Budget Received	Budget Remaining	%
Property Taxes	\$ 12,721,900	\$ 128,989.04	\$ 6,028,477.91	\$ 6,157,466.95	48%	\$ 6,564,433.05	52%
Interest (County Investment Pool)	240,000	2,060.60	75,626.92	77,687.52	32%	162,312.48	68%
Fees, Permits, Plan Checks & Cost Recovery	100,000	61,446.64	7,870.25	69,316.89	69%	30,683.11	31%
Ambulance Station Lease	21,000	6,762.00	3,381.00	10,143.00	48%	10,857.00	52%
Tower Rental	34,000	13,765.00	5,506.00	19,271.00	57%	14,729.00	43%
FCC ISA/Training Reimbursement	189,600	148,956.07	0.00	148,956.07	79%	40,643.93	21%
Reimbursement for Priority One Calls	15,000	3,959.48	0.00	3,959.48	26%	11,040.52	74%
Miscellaneous Income	35,000	147,905.41	14,580.82	162,486.23	464%	-127,486.23	-364%
<b>Revenue Totals</b>	<b>\$ 13,356,500</b>	<b>\$ 513,844.24</b>	<b>\$ 6,135,442.90</b>	<b>\$ 6,649,287.14</b>	<b>49.78%</b>	<b>\$ 6,707,212.86</b>	<b>50.2%</b>
<b>Reimbursable Items</b>							
SHSGP and OES Grant Reimbursements	\$ 29,600	\$ 28,965.40	\$ -	\$ 28,965.40	98%	\$ 634.60	2%
Strike Team Reimbursement	72,800	358,793.14	75,260.65	434,053.79	596%	-361,253.79	-496%
2020 SAFER Grant	742,000	352,399.92	0.00	352,399.92	47%	389,600.08	53%
2022 AFG Training Grant	140,500	89,700.00	0.00	89,700.00	64%	50,800.00	36%
<b>Reimbursement Totals</b>	<b>\$ 984,900</b>	<b>\$ 829,858.46</b>	<b>\$ 75,260.65</b>	<b>\$ 905,119.11</b>	<b>91.90%</b>	<b>\$ 79,780.89</b>	<b>8%</b>



**NORTH CENTRAL FIRE PROTECTION DISTRICT**

**Board of Directors:** Ken Abrahamian • Michael Golden  
Michael Foglio • Rusty Nonini • Amanda Souza

**Fire Chief:** Timothy V. Henry, CFO, EFO

---

Fire Headquarters  
15850 W. Kearney Boulevard  
Kerman, California 93630-9335  
(559) 275-5531 • FAX (559) 846-3788  
[www.northcentralfire.org](http://www.northcentralfire.org)

**MEMORANDUM**

**TO:** North Central Board of Directors

**FROM:** Timothy Henry, Fire Chief

**DATE:** January 23, 2025

**SUBJECT:** Resolution 25-01 Authorizing the Disposition of Excess Property

---

District staff has identified surplus items for sale, donation, or disposal.

Resolution No. 25-01 designates certain items as surplus and authorizes their disposal by District staff.

The list of surplus property is listed as Exhibit A of the resolution.

**Recommended Action:** Board adopt Resolution No. 25-01, declaring the listed items surplus and authorizing District staff to dispose of the property in a manner consistent with State law, this resolution, and the District's best interest.

**RESOLUTION NO. 25-01**

**A RESOLUTION OF THE BOARD OF DIRECTORS OF NORTH CENTRAL FIRE PROTECTION DISTRICT AUTHORIZING THE DISPOSITION OF EXCESS PROPERTY**

**WHEREAS**, the North Central Fire Protection District (the "District"), a California fire protection district, owns the excess property described in Exhibit A; and

**WHEREAS**, Health and Safety Code section 13861 governs fire protection Districts disposal of assets and states that "A district shall have and may exercise all rights and powers, expressed or implied, necessary to carry out the district's purposes," including the power to "acquire any property" and to "dispose of the property for the benefit of the district; and

**WHEREAS**, the excess property is not needed for any purposes of the District; and

**WHEREAS**, the District desires to sell, donate, or dispose of the property and retain any revenues from such sale in the District's General Fund; and

**WHEREAS**, the District's Board delegates to its staff any reasonable means of selling, donating, or disposing of such property.

**NOW, THEREFORE, BE IT RESOLVED** by the North Central Fire Protection District Board of Directors:

1. Declares the excess property described in Exhibit A no longer needed for the purposes of the District.
2. Releases all District's rights, title, and interest in the property.
3. Authorizes District staff to dispose of the property in a manner consistent with State law, this resolution, and in the District's best interest.

PASSED and ADOPTED at a regular meeting of the Board of Directors of the North Central Fire Protection District, held this 19th day of December 2024, by the following vote:

**AYES:**

**NOES:**

**ABSENT:**

**ABSTAIN:**

[Attestation on separate page.]

The foregoing resolution is hereby approved.

Board Chair

---

Ken Abrahamian

ATTEST:

---

Amanda Souza  
Board Secretary

Exhibit A

Surplus List – Resolution 25-01

**PANASONIC TOUGHBOOK**

<b>TYPE</b>	<b>MODEL</b>	<b>SERIAL</b>	<b>IMEI</b>
Panasonic ToughBook CF-30	CF-30FCS80AM	8AKYA9910	N/A
Panasonic ToughBook CF-30	CF-30FCS864AM	8JKYB97666	N/A
Panasonic ToughBook CF-30	CF-30FCS864AM	8JKYB97766	N/A
Panasonic ToughBook CF-30	CF-30FCS864AM	8JKYB97876	N/A
Panasonic ToughBook CF-30	CF-30FCS864AM	8JKYB97933	N/A
Panasonic ToughBook CF-30	CF-30FCS864AM	8JKYB98169	N/A
Panasonic ToughBook CF-31	CF-31AGAE2M	0EKYA03542	012048000158985
Panasonic ToughBook CF-31	CF-31AGAE2M	0EKYA04074	012048000143953
Panasonic ToughBook CF-31	CF-3110672KM	7EKKA15452	990005061226230
Panasonic ToughBook CF-31	CF-311D-03KM	8FKKA47821	990005061696689
Panasonic ToughBook CF-31	CF-311D-03KM	8FKKA47827	990005061696895
Panasonic ToughBook CF-31	CF-318B718VM	9HKKC81658	990008241396055
Panasonic ToughBook CF-31	CF-318B718VM	9HKKC81695	990008241395826
Panasonic ToughBook CF-31	CF-318B718VM	9HKKC81700	990008241395958
Panasonic ToughBook CF-31	CF-318B718VM	9HKKC81701	990008241395412
Panasonic ToughBook CF-31	CF-318B718VM	9HKKC81703	990008241395347
Panasonic ToughBook CF-31	CF-318B718VM	9HKKC81705	990008241395891
Panasonic ToughBook CF-31	CF-318B718VM	9HKKC81714	990008241395388
Panasonic ToughBook CF-31	CF-318B718VM	9HKKC81721	990008241395438
Panasonic ToughBook CF-31	CF-318B718VM	9HKKC81722	990008241395479
Panasonic ToughBook CF-31	CF-318B718VM	9HKKC81725	990008241395487
Panasonic ToughBook CF-31	CF-318B718VM	9HKKC81726	990008241388409
Panasonic ToughBook CF-31	CF-318B718VM	9HKKC91699	990008241396915

**DOCKING STATIONS**

<b>TYPE</b>	<b>MAKE</b>	<b>MODEL</b>	<b>QUANTITY</b>
CF-30 Docking Station	Gambor Johnson	7160-0119-02	1
CF-30/31 Docking Station	Havis	DS-PAN-111-2	1
CF-31 Docking Station	Gambor Johnson	7160-0318-02	4
CF-31 Docking Station	Gambor Johnson	7160-0318-06	4

**APPARATUS**

<b>YEAR</b>	<b>MAKE/MODEL</b>	<b>STATUS</b>	<b>VIN</b>	<b>QUANTITY</b>
2001	HME	OOS/Vacant	44KFT42891WZ19676	1
2001	HME	Retired	44KFT42831WZ19401	1
2001	HME	Retired	44KFT42831WZ19446	1

<b>PRODUCT</b>	<b>SERIAL NUMBER</b>	<b>QUANTITY</b>
Motorola Radios Handheld	749TJUD308, 749HEUK240, 749HEUK097, 749HFEN210, 749TKY0384, 749TGLZ705	6
Mobiles	922T642543, 922T642093, 922T6420092, 922T642091	4





## NORTH CENTRAL FIRE PROTECTION DISTRICT

Board of Directors: Ken Abrahamian • Michael Foglio

Michael Golden • Rusty Nonini • Amanda Souza

Fire Chief: Timothy V. Henry, CFO, EFO

6. A

---

Fire Headquarters  
15850 W. Kearney Boulevard  
Kerman, California 93630-9335  
(559) 878-4550 • FAX (559) 846-3788  
[www.northcentralfire.org](http://www.northcentralfire.org)

### MEMORANDUM

**TO:** North Central Board of Directors

**FROM:** Tim Henry, Fire Chief

**DATE:** January 23, 2025

**SUBJECT:** 2024-2025 Operating Budget Mid-Year Review and Resolution 25-02  
Adopting the First Amendment to the Fiscal Year 2024-25 Adopted Budget

---

The following summary information has been prepared for the Board regarding the mid-year status of the 2024-2025 Adopted Budget. Staff has reviewed revenues and expenditures through December 31, 2024, and projected balances through fiscal year-end based on current activity.

#### Operating Revenues

Based on the District's first property tax apportionment in December, net property tax revenues are estimated to exceed budget estimates by \$23,189.

Other revenues and transfers are also estimated to be above budget estimates, mainly the result of additional out-of-county deployment reimbursements over the \$72,800 included in the adopted budget. Resolution 25-02, included as Recommendation No. 2, is presented for review and approval to increase revenues and expenditures by an additional \$463,100 for actual reimbursements of personnel expenditures and apparatus usage from this activity. The estimates provided in this report incorporate this resolution.

These items are estimated to result in approximately \$70,772 additional operating revenue above budget projections through fiscal year-end.

### Operating Expenditures

Total Operating Expenditures are estimated to be under budget by \$63,422. This total is comprised of Wages and Benefits, which are estimated to be under budget by \$46,831, and Services and Supplies, which are estimated to be under budget by \$16,591.

### Operating Net Revenue

Based on current revenue and expenditure estimates outlined above, net operating revenues are projected to exceed budgeted expenditures by \$168,094 after the annual \$400,000 contribution to the capital fund.

Staff will update revenue and expenditure estimates monthly and report back to the Board before fiscal year-end with recommendations for any additional revenue or expenditure amendments to the operating budget.

### **Recommended Actions:**

1. Board review and receive report;
2. Approve Resolution No. 25-02 adopting the first amendment to the 2024-2025 Operating Budget in the amount of \$463,100.

### Attachments:

- A. Mid-Year Status Report
- B. Resolution

## Attachment A

### NORTH CENTRAL FIRE PROTECTION DISTRICT 2024-2025 MID-YEAR STATUS REPORT SUMMARY

SUMMARY	2024-25 Estimated Actuals	2024-25 Adopted Budget	Variance
<b>Operating Revenue</b>			
Property Tax Revenue	12,745,089	13,185,000	439,911
Other Revenue	1,388,182	877,500	-510,682
<b>Total Operating Revenue</b>	<b>14,133,271</b>	<b>14,062,500</b>	<b>-70,772</b>
<b>Operating Expenditures</b>			
Wages and Benefits	9,285,469	9,332,300	46,831
Services and Supplies	3,051,220	3,066,600	15,380
Dispatch Services	192,936	193,000	64
Pension Obligation Bonds - FCERA	210,768	211,200	432
FCERA Settlement Financing	416,134	416,800	666
Apparatus Lease Purchase Payments	408,649	408,700	51
<b>Total Operating Expenditures</b>	<b>13,565,177</b>	<b>13,628,600</b>	<b>63,422</b>
Annual Contribution to Capital Fund	400,000	400,000	0
<b>Operating Net Revenue</b>	<b>168,094</b>	<b>33,900</b>	<b>-134,194</b>

**Attachment B**

**RESOLUTION NO. 25-02**

**A RESOLUTION OF THE NORTH CENTRAL FIRE PROTECTION DISTRICT ADOPTING THE FIRST AMENDMENT TO THE FISCAL YEAR 2024-25 ADOPTED BUDGET**

The Board of Directors (Board) of the North Central Fire Protection District (District) resolves, finds, and determines as follows:

During the 2024-25 Fiscal Year, the District is estimated to realize \$463,100 in operating revenues from reimbursements for staff salaries, benefits, and equipment usage expenses related to out-of-county assignments. Staff is recommending an increase in revenues and expenditures for this unbudgeted activity as follows:

<b>Account Line Item</b>		<b>Amount</b>		<b>Amended Line Item Amount</b>
4410 – Strike Team Reimbursements	\$	463,100	\$	535,900
<b>Total</b>		<b>463,100</b>		
5100 – Salaries		215,800		5,590,800
5410 - Communications		138,600		398,600
5500 – Apparatus Maintenance		108,700		528,700
<b>Total</b>		<b>463,100</b>		

**WHEREAS**, the Board has considered the proposed amendments to the 2024-25 Fiscal Year adopted final budget and desires to approve the proposed budget amendment.

**NOW THEREFORE BE IT RESOLVED** by the Board:

**PASSED AND ADOPTED** at a regular meeting of the Board of Directors of the North Central Fire Protection District held this 23<sup>rd</sup> day of January 2025 by the following vote:

AYES:

NOES:

ABSENT:

ABSTAIN:

The foregoing resolution is hereby approved.

[Attestation on separate page]

Board Chairperson

---

Ken Abrahamian

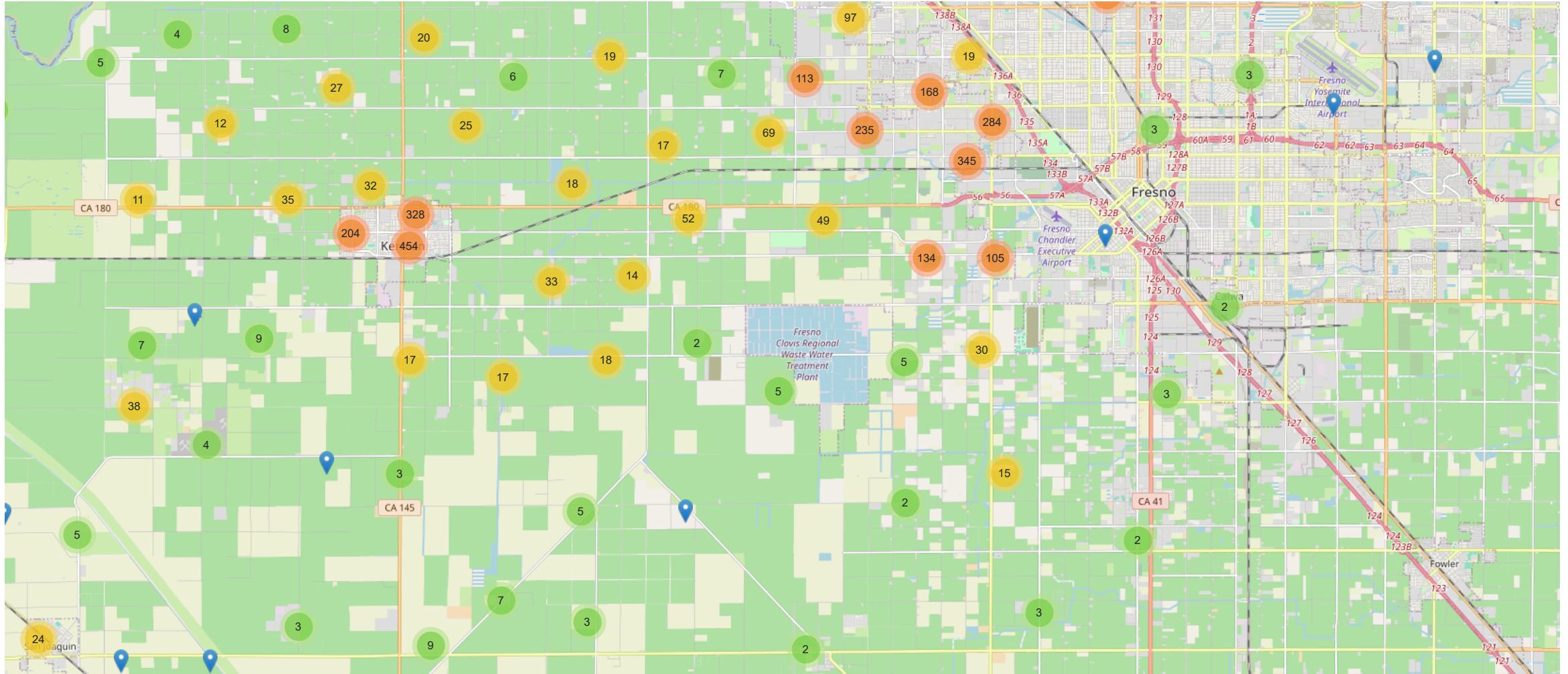
ATTEST:

---

Amanda Souza  
Board Secretary

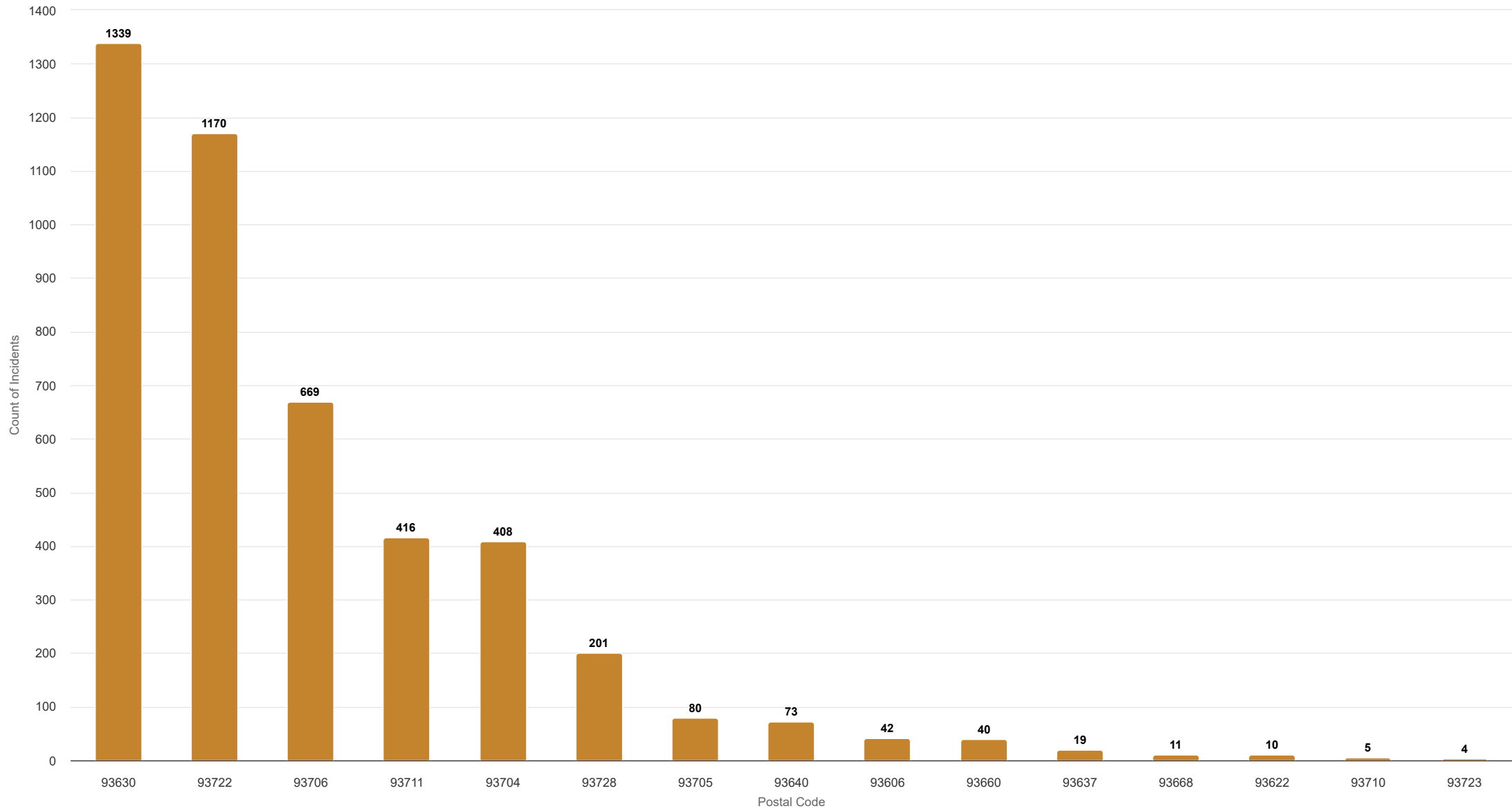
Scene Locations of Fire Incidents

N = 4,504 Jan 01, 2024 to Dec 31, 2024



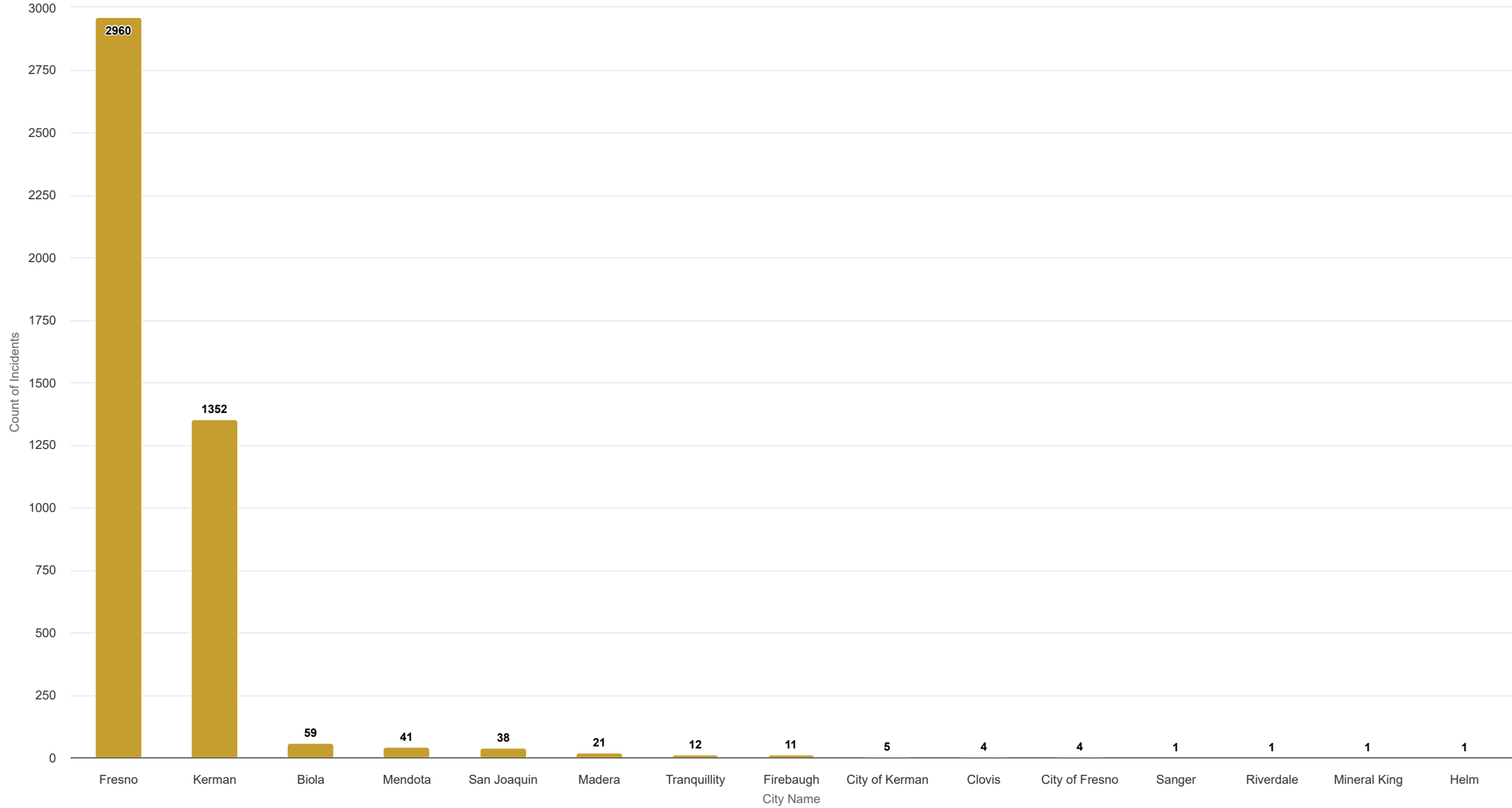
**Incidents by Postal Code**

Jan 01, 2024 to Dec 31, 2024



**Incidents by City Name (Top 15)**

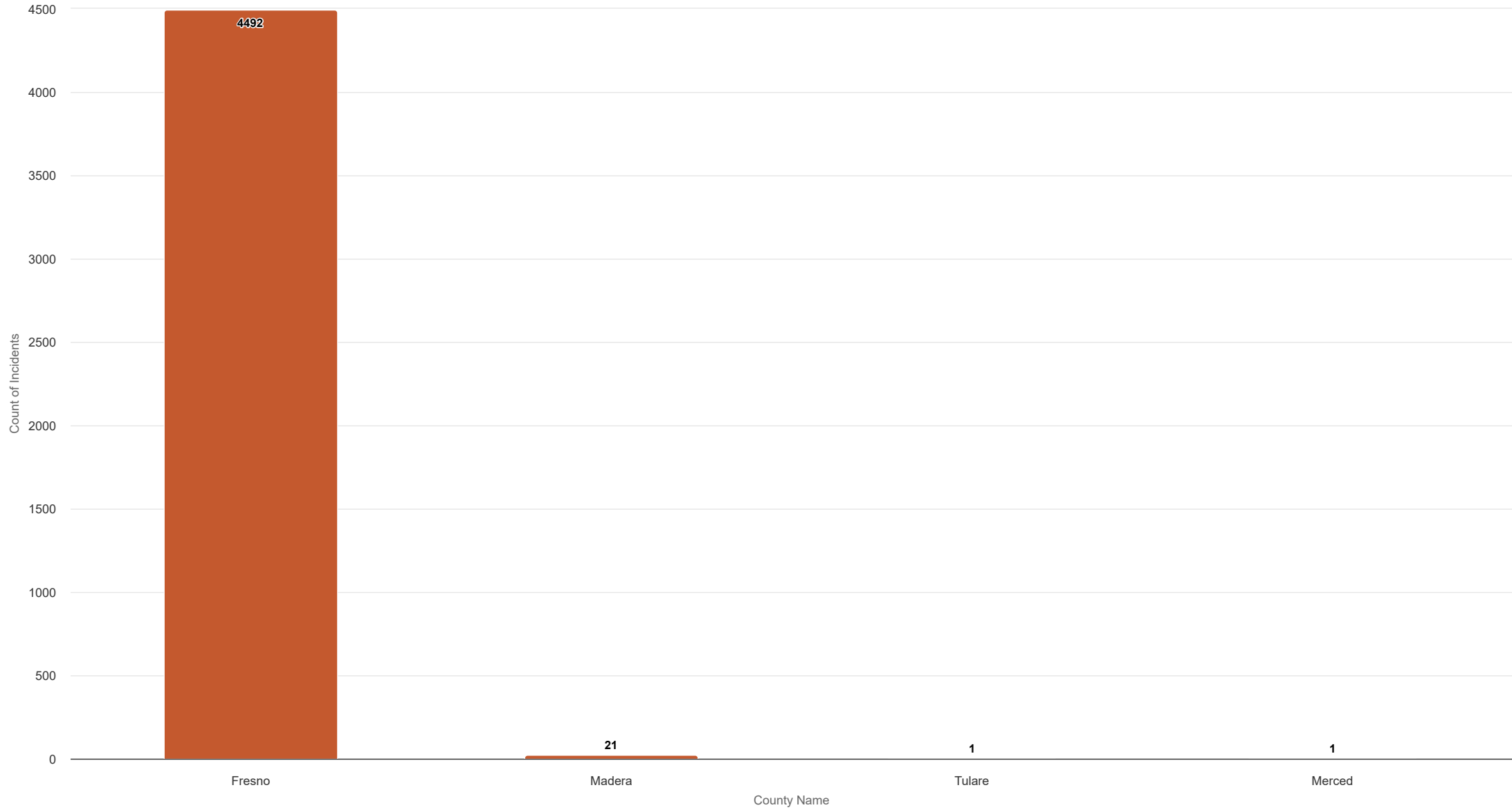
Jan 01, 2024 to Dec 31, 2024





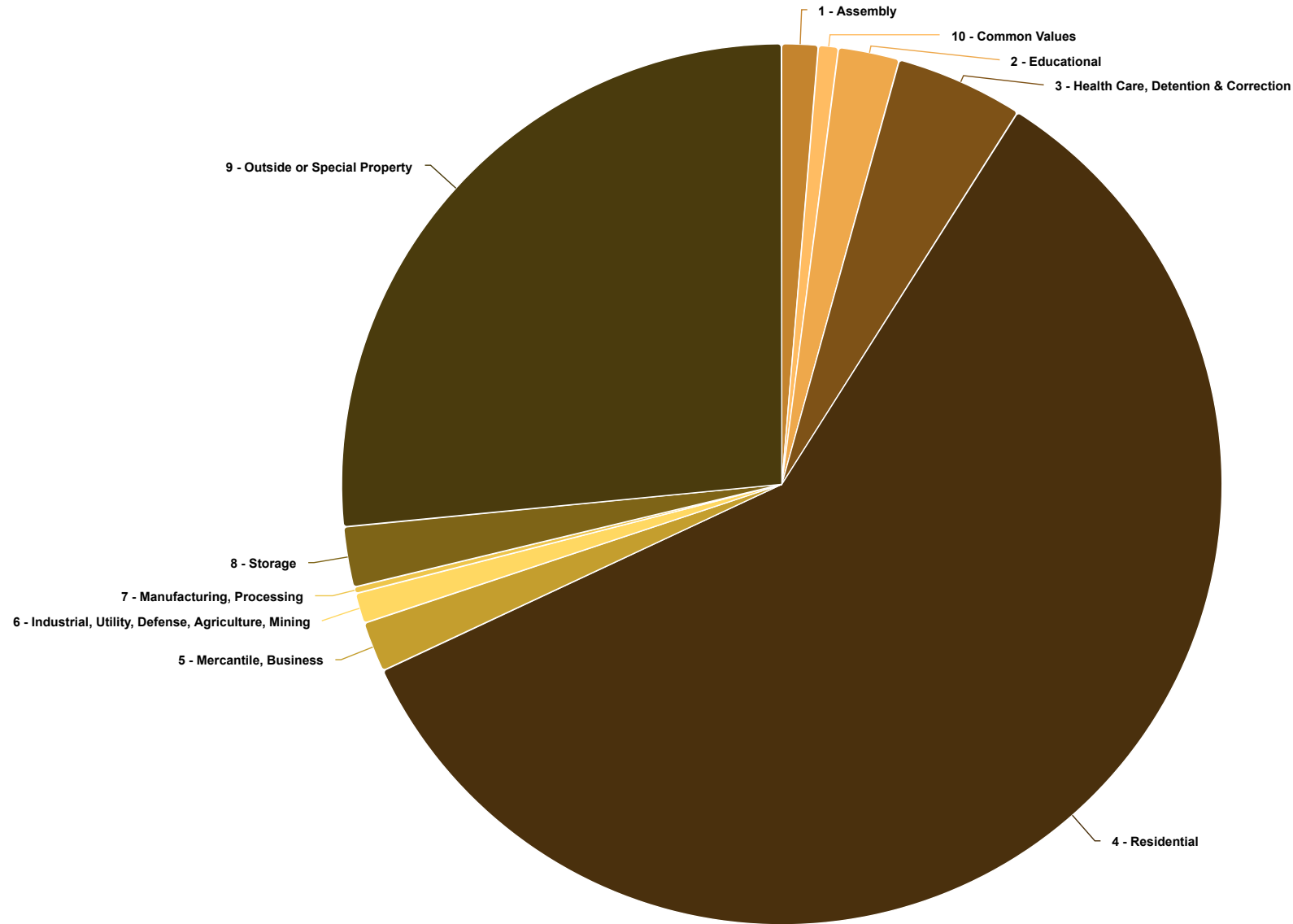
**Incidents by County Name (Top 15)**

Jan 01, 2024 to Dec 31, 2024



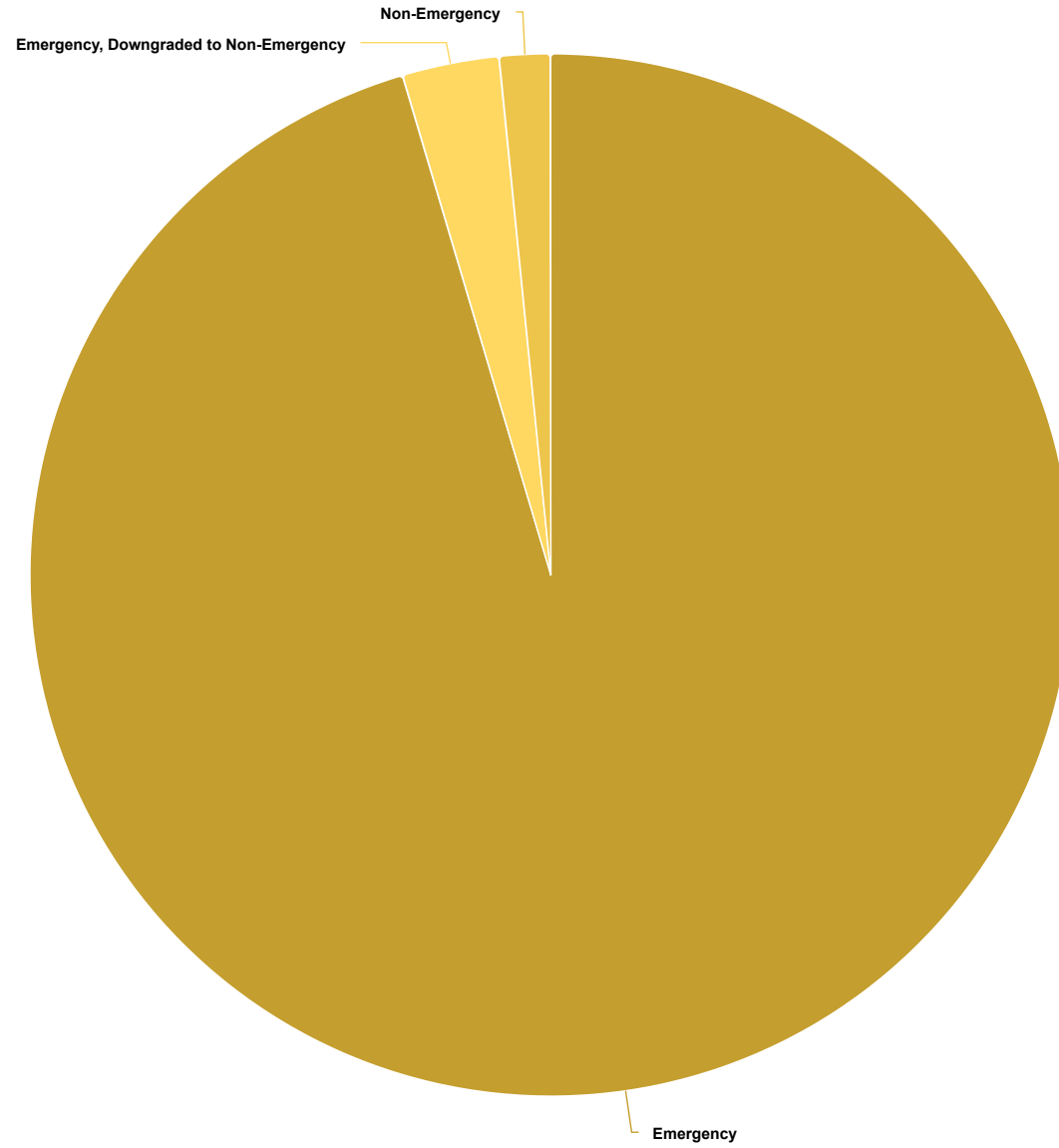
### Incidents by Property Use Category

Jan 01, 2024 to Dec 31, 2024



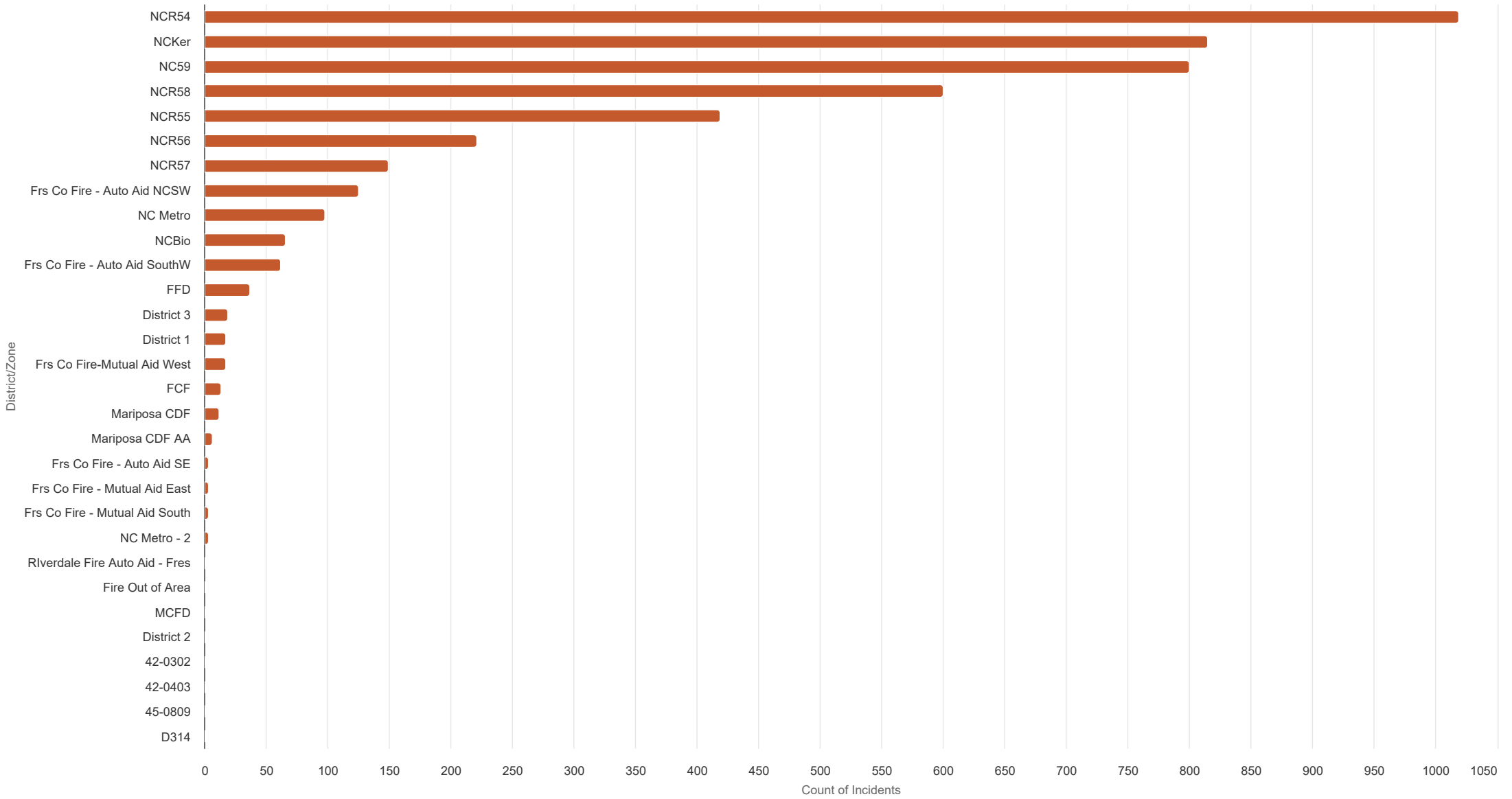
**Incidents by Response Mode To Scene**

Jan 01, 2024 to Dec 31, 2024



**Incidents by District/Zone**

Jan 01, 2024 to Dec 31, 2024



Incidents by District/Zone

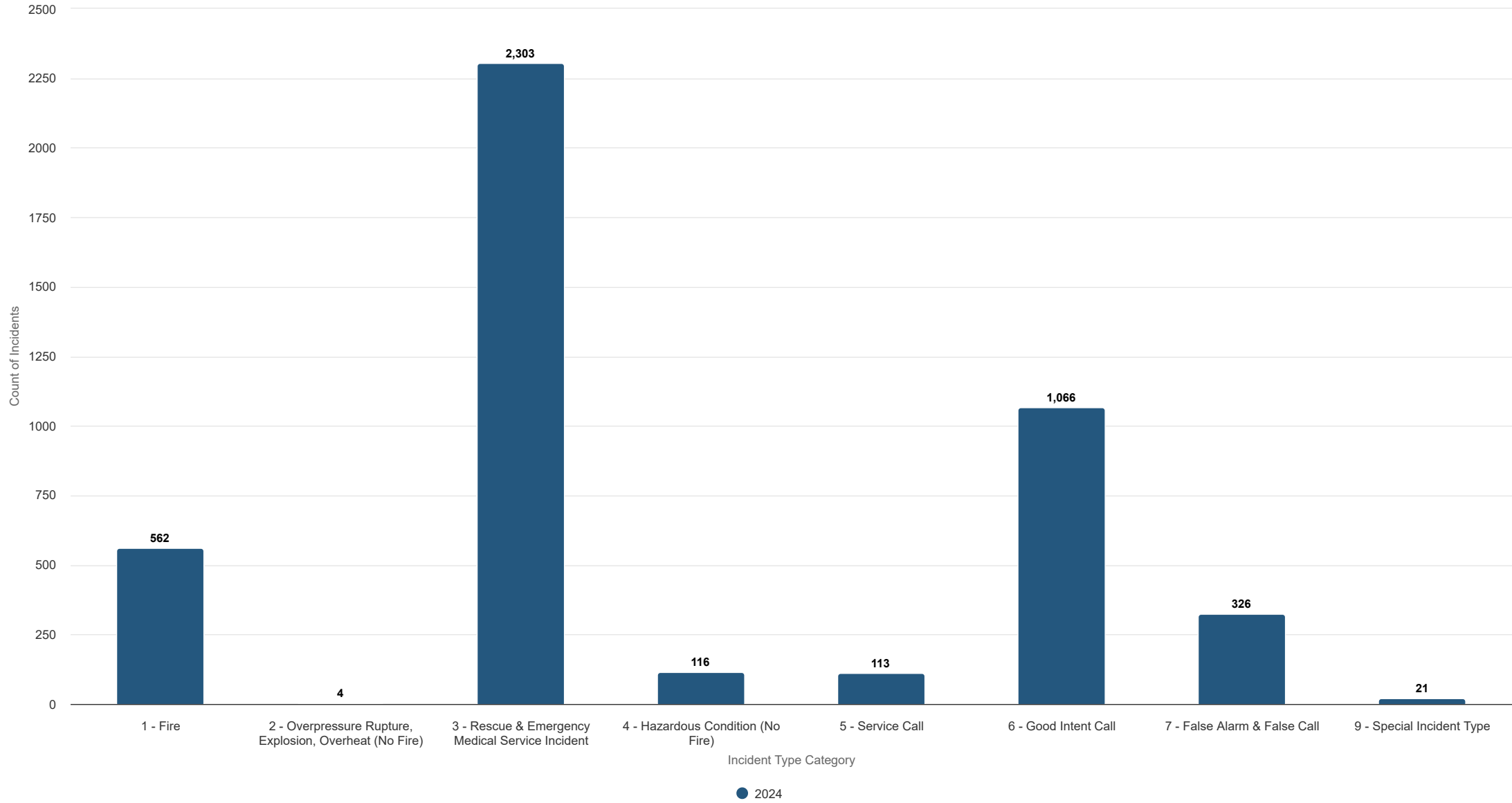
Jan 01, 2023 12:00 AM to Dec 31, 2024 11:59 PM



District/Zone	2024												2024		2023		YTD % Change
	Jan	Feb	Mar	Apr	May	Jun	Jul	Aug	Sep	Oct	Nov	Dec	Grand Total - Current	% of Total Incidents - Current	Grand Total - Previous	% of Total Incidents - Previous	
42-0302	0	0	0	1	0	0	0	0	0	0	0	0	1	0.00%	0	0.00%	N/A
42-0403	0	0	1	0	0	0	0	0	0	0	0	0	1	0.00%	0	0.00%	N/A
45-0809	0	0	0	0	0	0	1	0	0	0	0	0	1	0.00%	0	0.00%	N/A
D314	1	0	0	0	0	0	0	0	0	0	0	0	1	0.00%	0	0.00%	N/A
District 1	3	4	0	1	3	0	0	1	1	0	2	2	17	0.00%	0	0.00%	N/A
District 2	0	0	0	0	0	0	0	0	0	0	1	0	1	0.00%	0	0.00%	N/A
District 3	2	1	0	1	3	1	2	1	1	2	2	3	19	0.00%	0	0.00%	N/A
FCF	8	0	0	0	0	1	1	0	0	0	2	1	13	0.00%	18	3.00%	-27.78%
FFD	5	4	4	4	3	6	2	0	1	3	5	0	37	1.00%	8	1.00%	362.50%
Fire Out of Area	0	0	0	0	0	0	0	1	0	0	0	0	1	0.00%	0	0.00%	N/A
Frs Co Fire - Auto Aid NCSW	0	5	9	8	11	11	16	12	17	6	19	11	125	3.00%	0	0.00%	N/A
Frs Co Fire - Auto Aid SE	0	0	0	0	2	1	0	0	0	0	0	0	3	0.00%	0	0.00%	N/A
Frs Co Fire - Auto Aid SouthW	3	3	2	2	4	9	4	7	9	4	9	6	62	1.00%	0	0.00%	N/A
Frs Co Fire - Mutual Aid East	0	0	0	0	1	2	0	0	0	0	0	0	3	0.00%	0	0.00%	N/A
Frs Co Fire - Mutual Aid South	0	0	0	0	1	0	1	0	0	1	0	0	3	0.00%	0	0.00%	N/A
Frs Co Fire-Mutual Aid West	0	0	0	0	3	6	2	0	1	1	3	1	17	0.00%	0	0.00%	N/A
Mariposa CDF	0	0	0	0	3	4	3	0	0	1	1	0	12	0.00%	0	0.00%	N/A
Mariposa CDF AA	0	1	0	1	1	1	1	1	0	0	0	0	6	0.00%	0	0.00%	N/A
MCFD	1	0	0	0	0	0	0	0	0	0	0	0	1	0.00%	2	0.00%	-50.00%
NC Metro	21	36	0	0	13	13	1	4	3	2	3	2	98	2.00%	0	0.00%	N/A
NC Metro - 2	0	2	0	0	0	0	1	0	0	0	0	0	3	0.00%	0	0.00%	N/A
NC59	59	36	82	74	48	47	74	74	68	74	75	89	800	18.00%	136	21.00%	488.24%

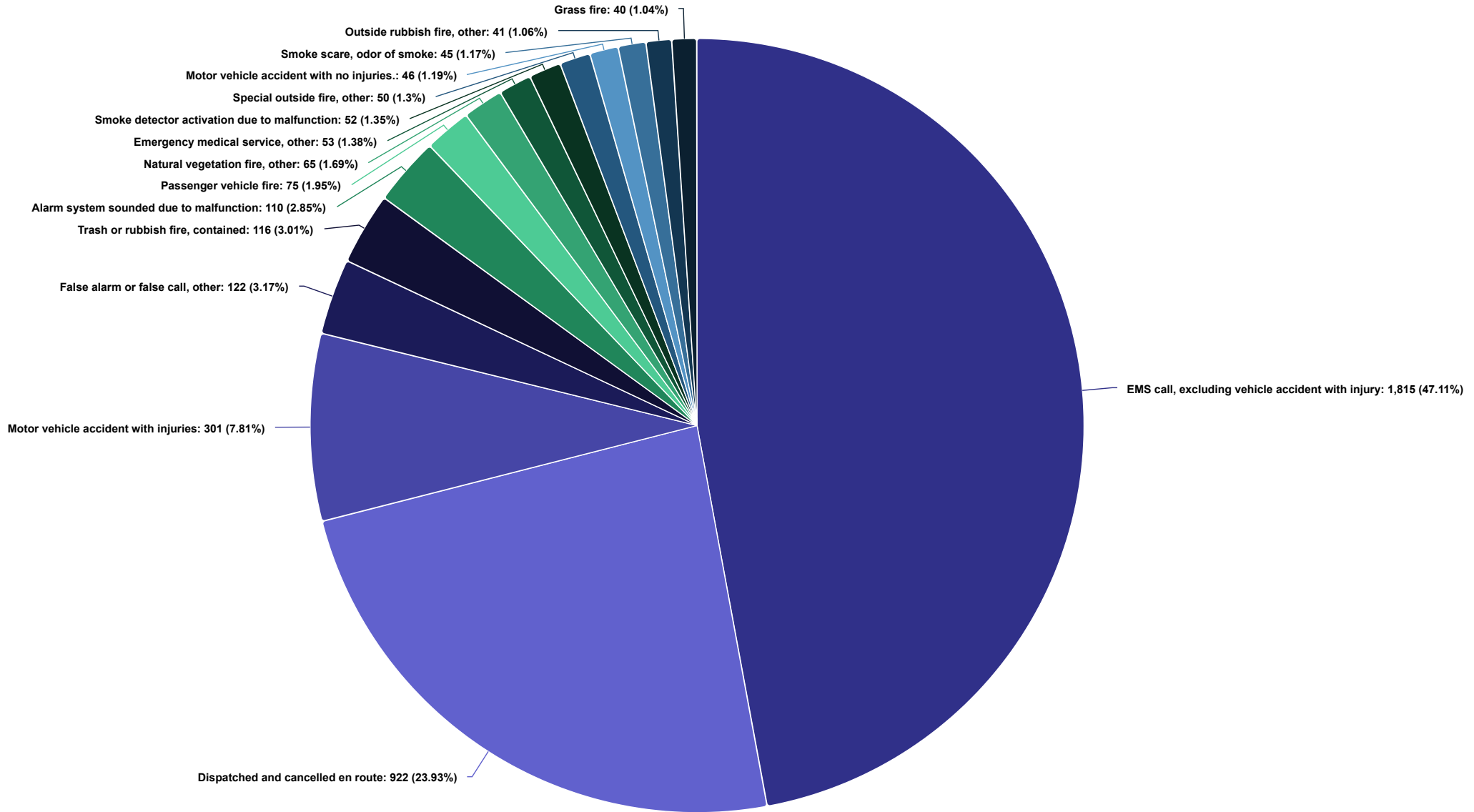
**Incidents by Category and Year**

Jan 01, 2024 to Dec 31, 2024



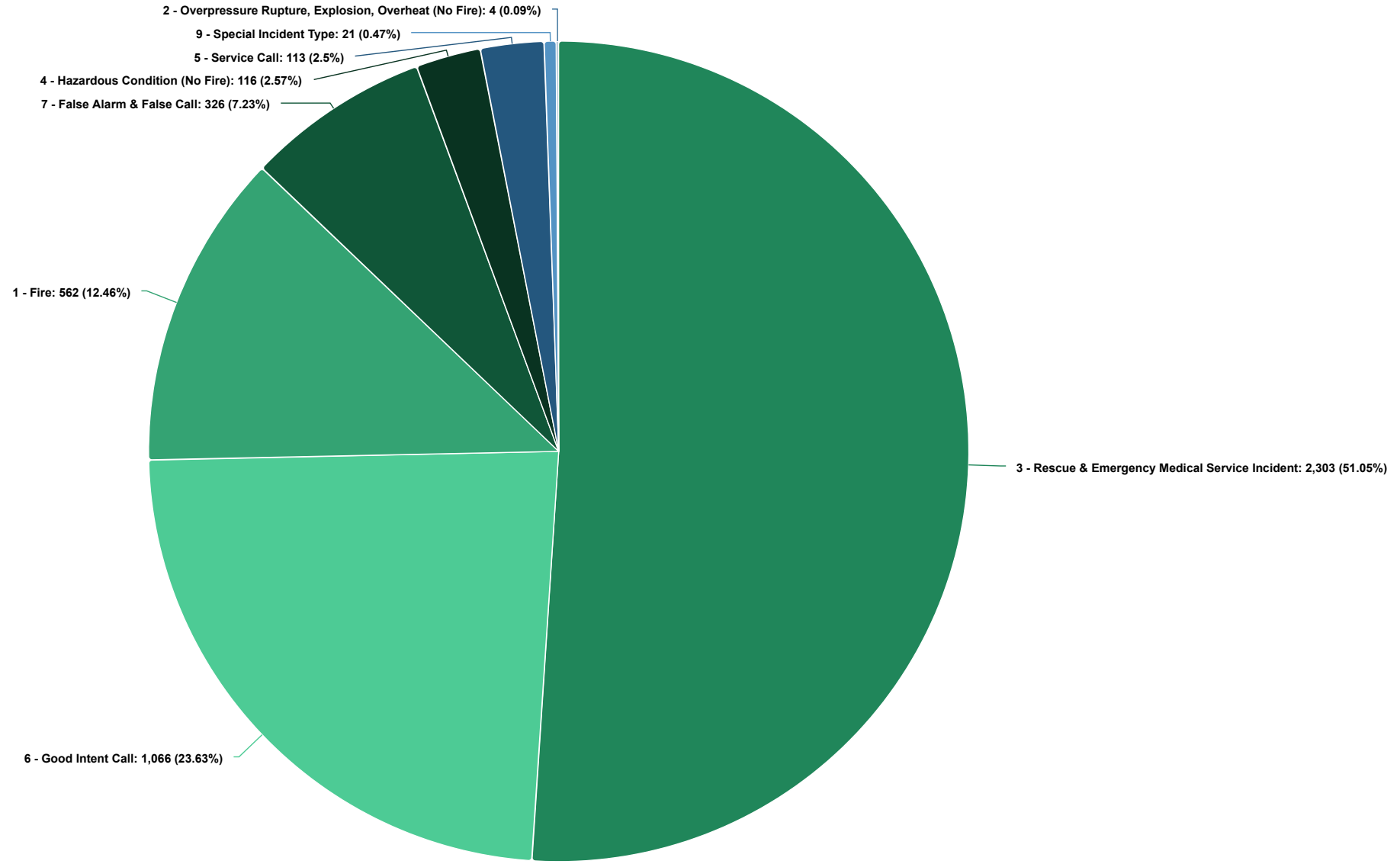
**Incident Types (Top 15)**

Jan 01, 2024 to Dec 31, 2024



**Incident Type Categories**

Jan 01, 2024 to Dec 31, 2024





Incidents by Category and Month

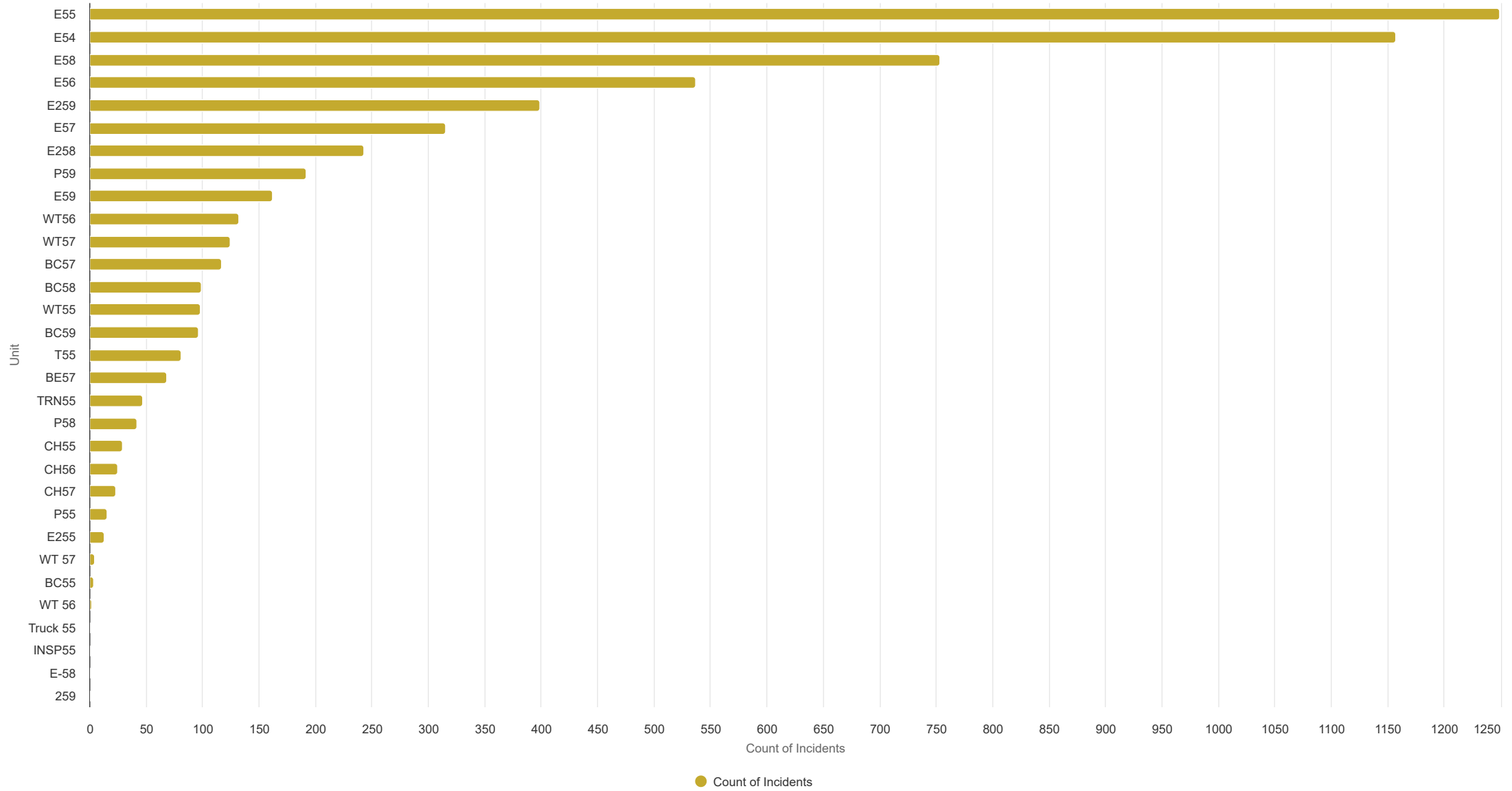
Jan 01, 2023 12:00 AM to Dec 31, 2024 11:59 PM



Incident Type Category	2024												2024		2023		YTD % Change
	Jan	Feb	Mar	Apr	May	Jun	Jul	Aug	Sep	Oct	Nov	Dec	Grand Total - Current	% of Total Incidents - Current	Grand Total - Previous	% of Total Incidents - Previous	
1 - Fire	46	30	35	34	64	70	52	43	48	46	53	41	562	12.00%	425	10.00%	32.24%
2 - Overpressure Rupture, Explosion, Overheat (No Fire)	0	0	0	0	0	0	1	0	1	0	2	0	4	0.00%	4	0.00%	0.00%
3 - Rescue & Emergency Medical Service Incident	204	178	195	214	198	193	206	184	179	177	184	191	2,303	51.00%	2,289	56.00%	0.61%
4 - Hazardous Condition (No Fire)	6	7	10	9	12	8	9	11	6	5	17	16	116	3.00%	133	3.00%	-12.78%
5 - Service Call	15	3	5	11	7	14	7	9	6	13	8	15	113	3.00%	123	3.00%	-8.13%
6 - Good Intent Call	84	73	78	85	106	83	97	82	85	86	106	101	1,066	24.00%	834	20.00%	27.82%
7 - False Alarm & False Call	29	20	23	21	23	28	33	28	22	21	31	47	326	7.00%	246	6.00%	32.52%
8 - Severe Weather & Natural Disaster	0	0	0	0	0	0	0	0	0	0	0	0	0	0.00%	2	0.00%	-100.00%
9 - Special Incident Type	0	0	1	1	1	2	1	0	1	9	3	2	21	0.00%	21	1.00%	0.00%
<b>Grand Total</b>	<b>384</b>	<b>311</b>	<b>347</b>	<b>375</b>	<b>411</b>	<b>398</b>	<b>406</b>	<b>357</b>	<b>348</b>	<b>357</b>	<b>404</b>	<b>413</b>	<b>4,511</b>	<b>100.00%</b>	<b>4,077</b>	<b>100.00%</b>	<b>10.65%</b>

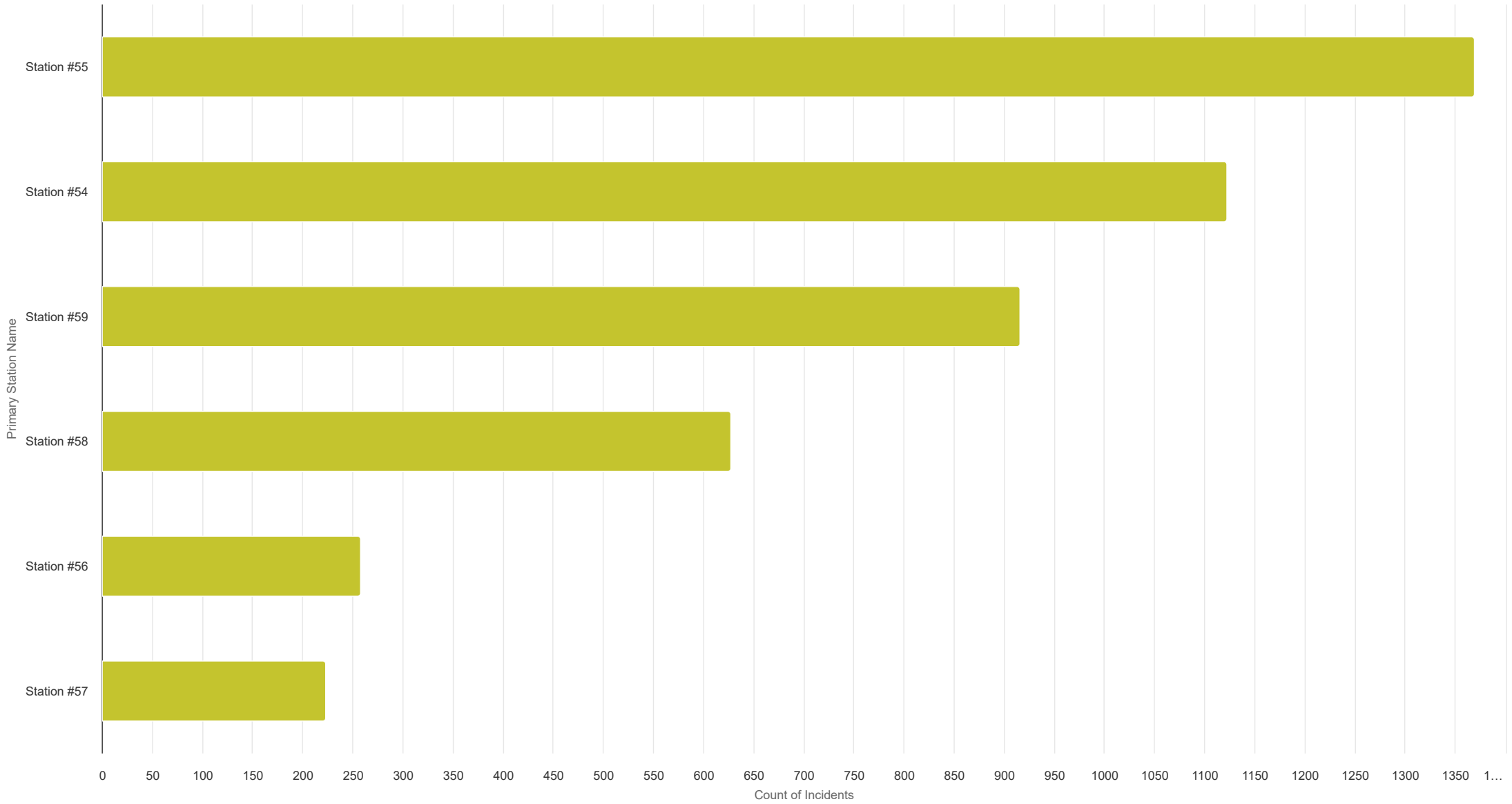
**Incidents by Apparatus Resource ID (Top 40)**

Jan 01, 2024 to Dec 31, 2024



**Incidents by Primary Station Name**

Jan 01, 2024 to Dec 31, 2024



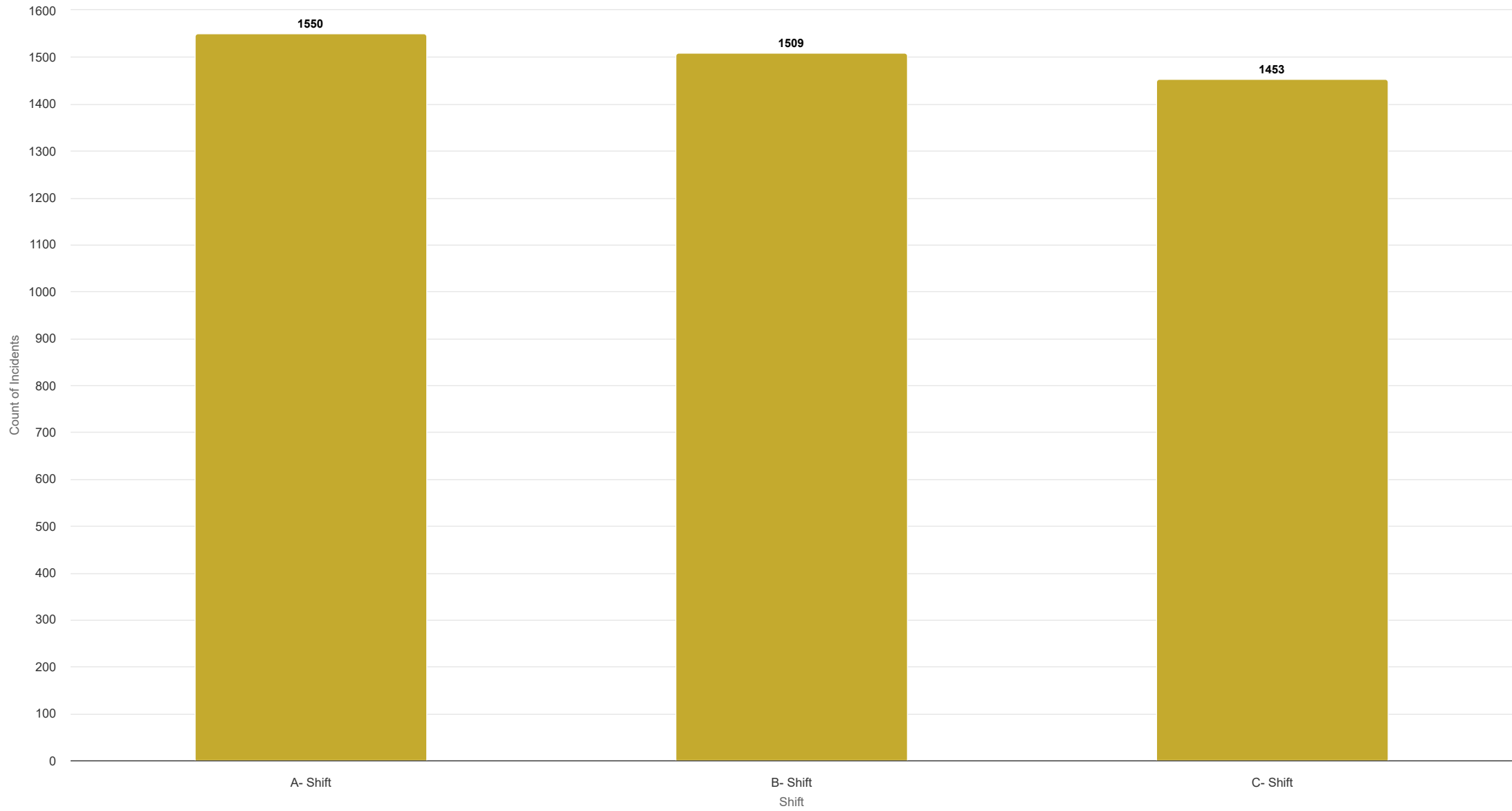
Station Summary Report  
 Jan 01, 2024 to Dec 31, 2024



Station	EMS Incidents	Fire Incidents	Other Incidents	Total Incidents	% of Total Incidents	Station Reliability	90th Percentile Response Time (PSAP to Arrival)
Station #54	449	211	462	1,122	24.85%	92.07%	00:10:37
Station #55	771	115	483	1,369	30.32%	86.85%	00:13:02
Station #56	126	48	84	258	5.71%	91.09%	00:12:55
Station #57	124	34	65	223	4.94%	75.78%	00:13:28
Station #58	310	102	215	627	13.89%	89.15%	00:11:10
Station #59	523	52	341	916	20.29%	43.12%	00:09:39
<b>Overall</b>	<b>2,303</b>	<b>562</b>	<b>1,650</b>	<b>4,515</b>	<b>100.00%</b>	<b>79.29%</b>	<b>00:11:40</b>

**Incidents by Shift**

Jan 01, 2024 to Dec 31, 2024



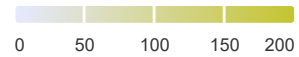
### Primary Action Taken Categories by Month

Jan 01, 2024 to Dec 31, 2024



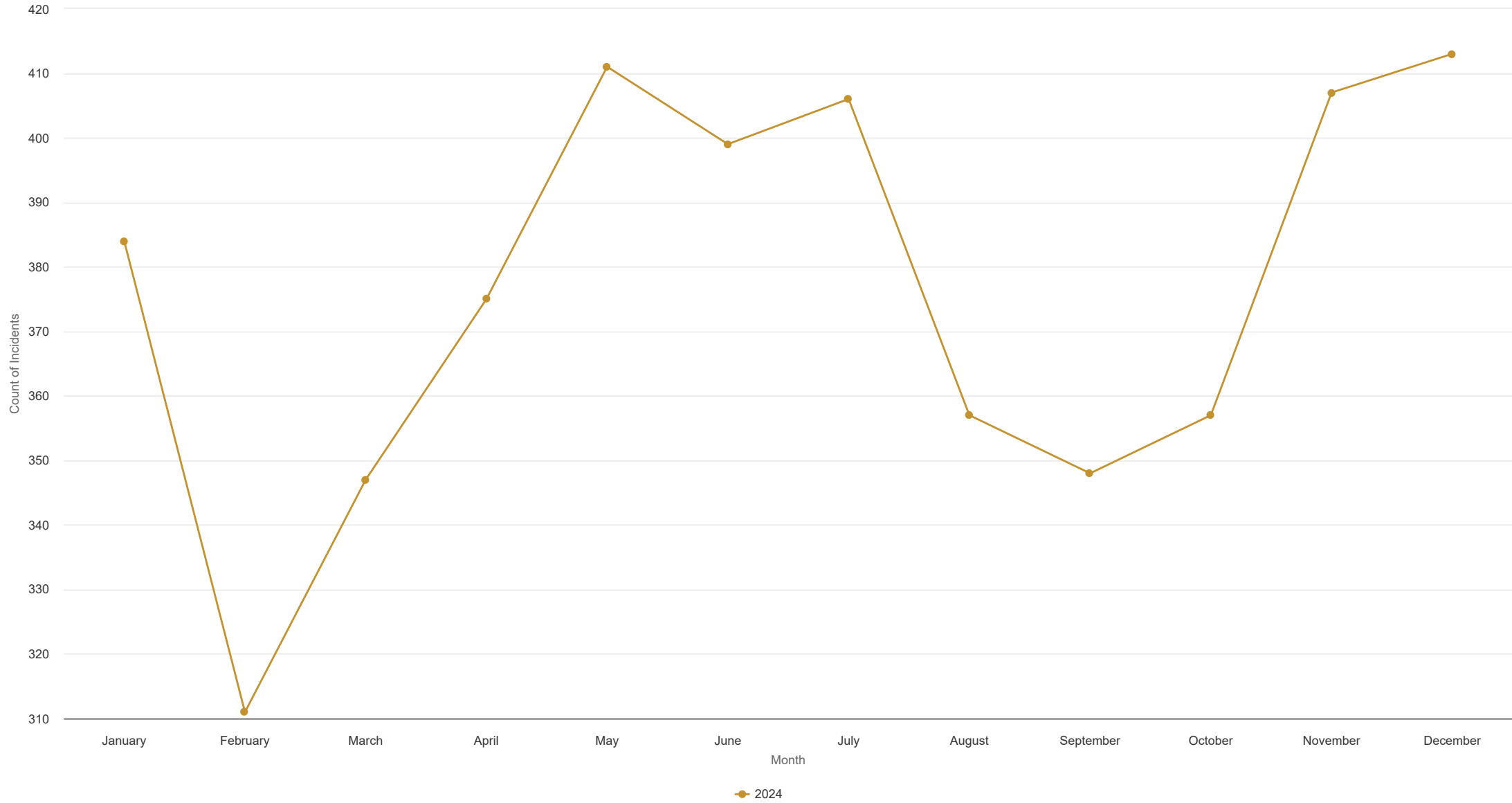
Primary Action Taken Categories

	January	February	March	April	May	June	July	August	September	October	November	December
Assistance	8	9	4	11	7	6	6	7	6	15	17	12
Common Values	37	36	14	15	17	19	26	21	20	24	22	45
EMS & Transport	159	133	174	191	169	166	172	159	153	147	154	154
Fill-in, Standby	81	67	78	76	109	88	97	81	76	74	92	89
Fire Control or Extinguishment	38	24	29	27	52	64	39	33	41	34	31	28
Fires, Rescues & Hazardous Conditions	1	0	4	2	1	3	1	1	1	1	1	0
Hazardous Condition	1	5	0	0	1	1	1	4	3	0	0	1
Information, Investigation & Enforcement	48	33	38	52	49	46	61	45	42	55	83	76
Search & Rescue	6	2	2	0	5	3	1	3	3	2	2	3
Systems & Services	5	2	4	1	1	3	2	3	3	5	5	2



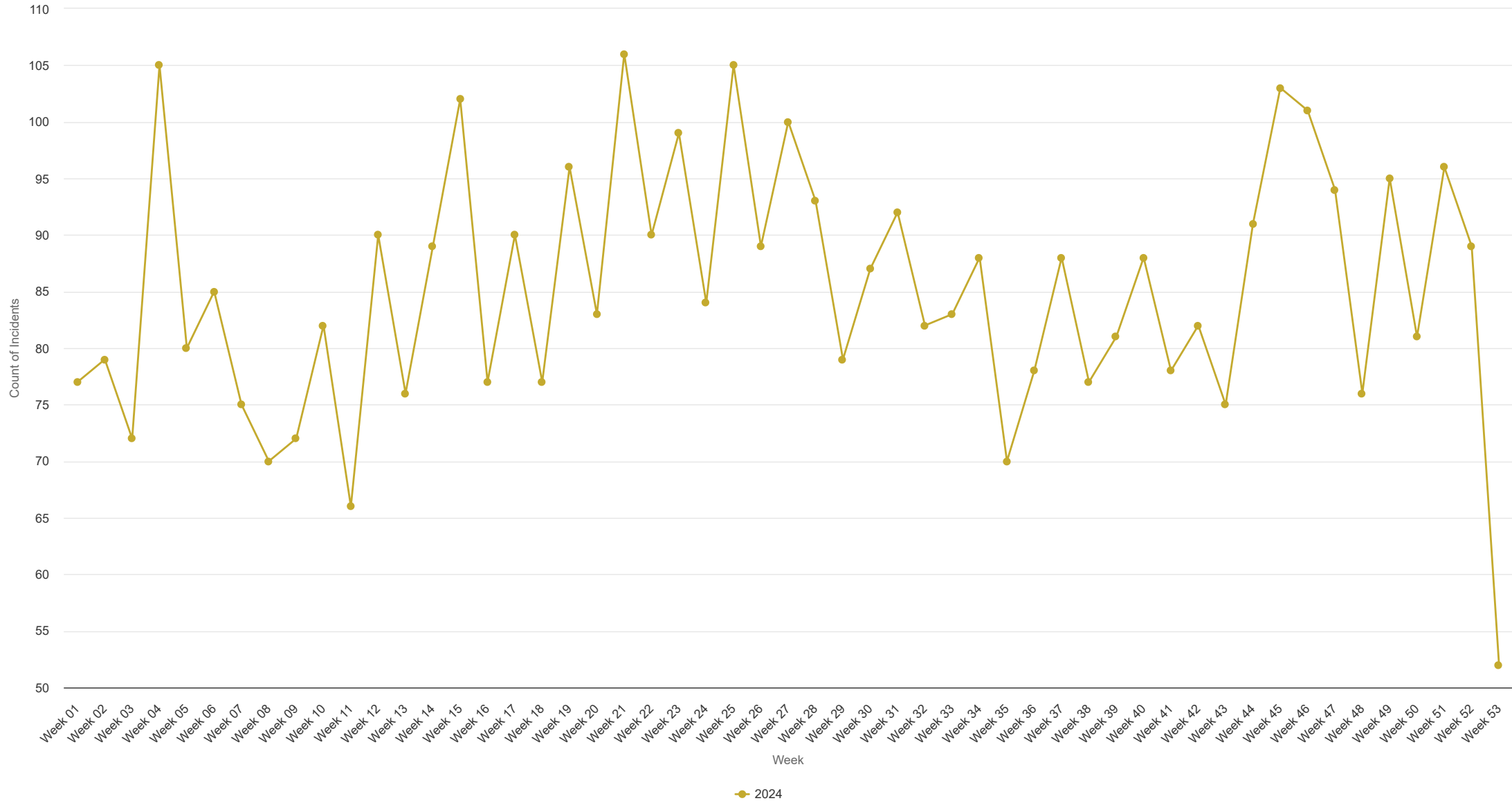
**Fire Call Volume by Month**

Jan 01, 2024 to Dec 31, 2024



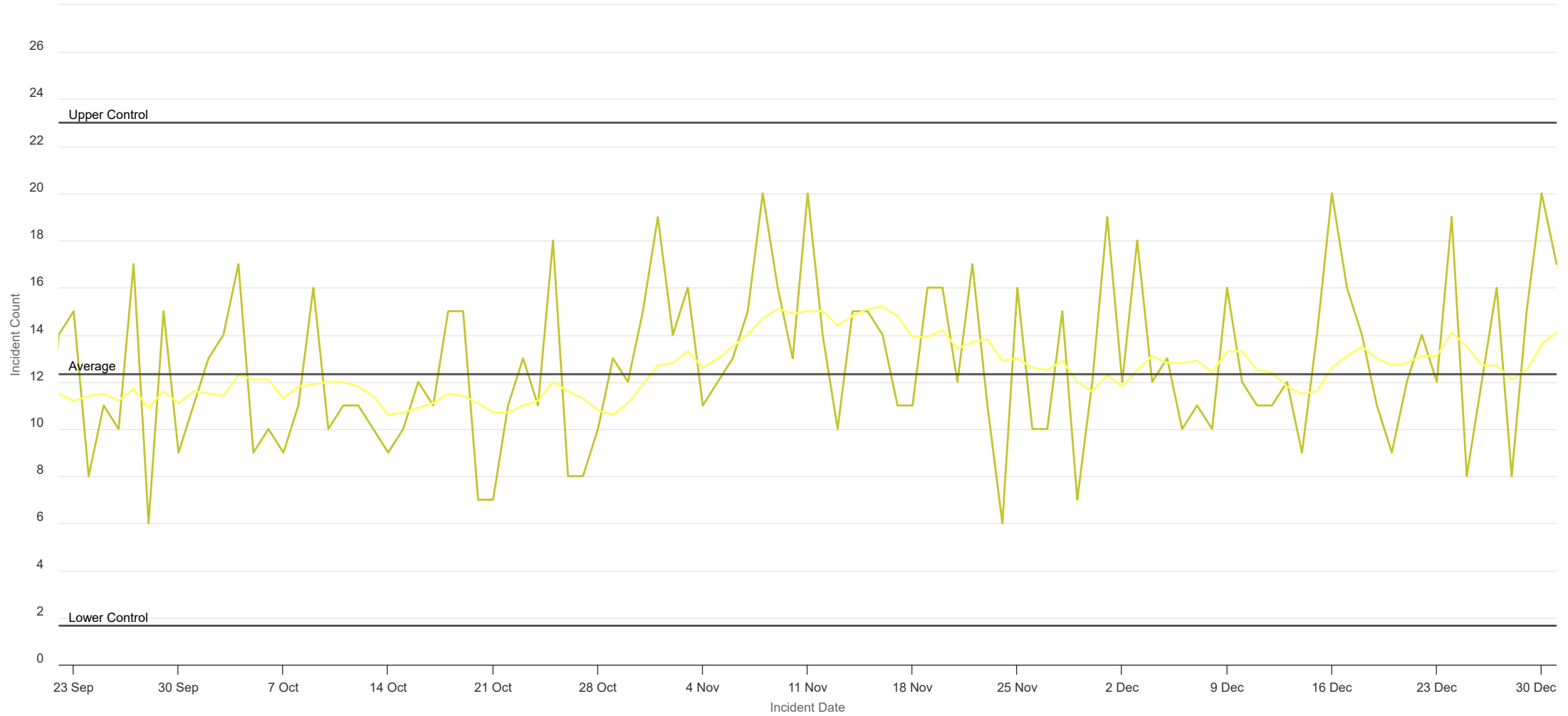
**Fire Call Volume by Week**

Jan 01, 2024 to Dec 31, 2024





**Fire Call Volume by Day**  
Jan 01, 2024 to Dec 31, 2024



— Daily Incident Count — 10 Day Moving Average Count

Aid Given and Received Summary

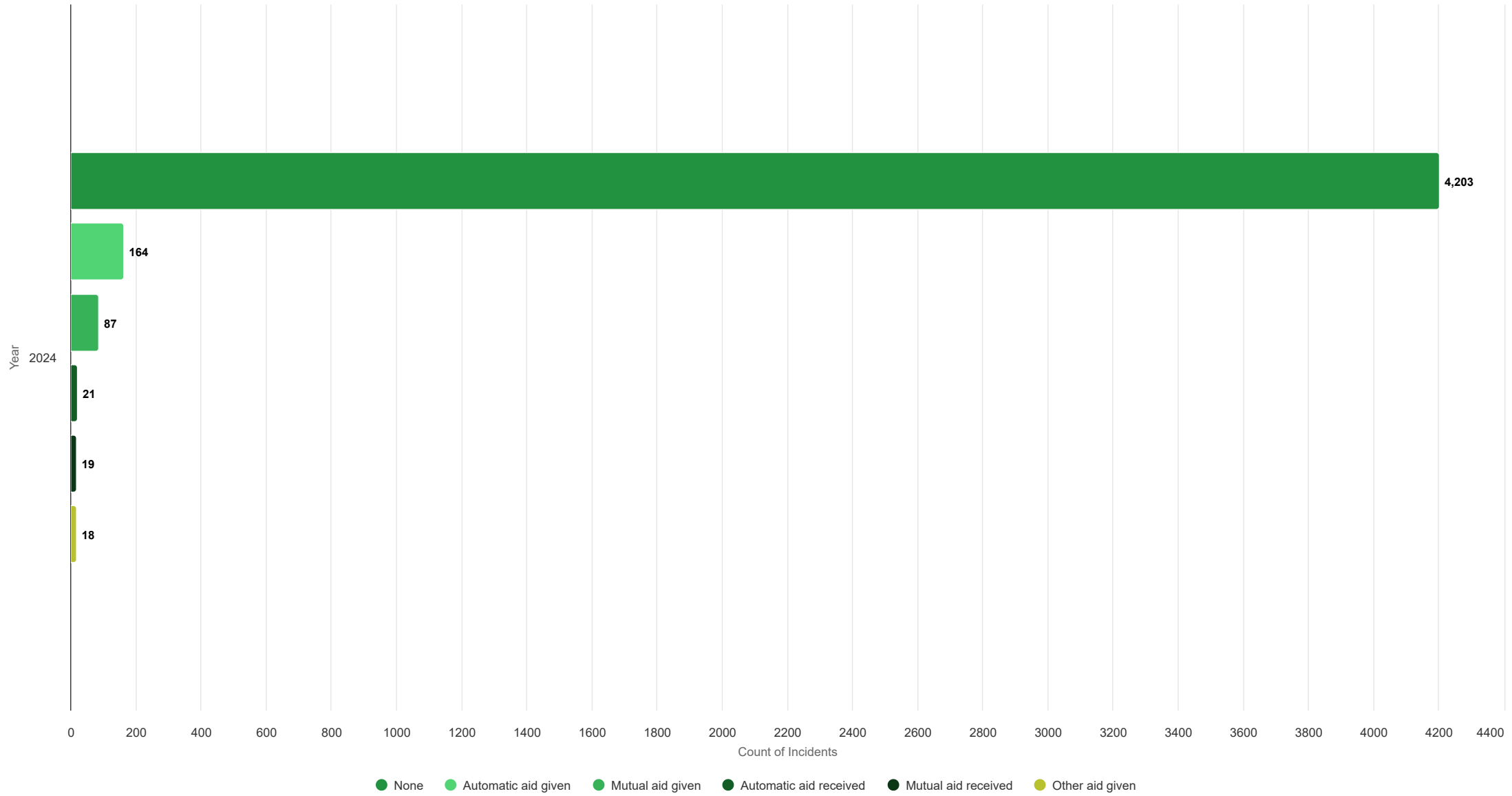
Jan 01, 2024 to Dec 31, 2024



Fire Department	Automatic Aid Given	% of Total Automatic Aid Given	Automatic Aid Received	% of Total Automatic Aid Received	Mutual Aid Given	% of Total Mutual Aid Given	Mutual Aid Received	% of Total Mutual Aid Received
Fresno City Fire Department	2	1.29%	1	7.14%	10	11.90%	5	45.45%
Fresno County Fire	78	50.32%	6	42.86%	27	32.14%	3	27.27%
Madera County Fire Department	3	1.94%	0	0.00%	3	3.57%	0	0.00%
North Central Fire Department	72	46.45%	7	50.00%	44	52.38%	3	27.27%
<b>Overall</b>	<b>155</b>	<b>100.00%</b>	<b>14</b>	<b>100.00%</b>	<b>84</b>	<b>100.00%</b>	<b>11</b>	<b>100.00%</b>

### Aid Given and Received by Year

Jan 01, 2024 to Dec 31, 2024



Mutual Aid Given by Incident Type Category

Jan 01, 2023 12:00 AM to Dec 31, 2024 11:59 PM



Incident Type Category	2024												2024		2023		YTD % Change
	Jan	Feb	Mar	Apr	May	Jun	Jul	Aug	Sep	Oct	Nov	Dec	Grand Total - Current	% of Total Incidents - Current	Grand Total - Previous	% of Total Incidents - Previous	
1 - Fire	4	1	4	1	4	5	5	4	0	3	7	0	38	44.00%	6	46.00%	533.33%
3 - Rescue & Emergency Medical Service Incident	1	2	1	0	0	5	1	1	1	0	2	1	15	17.00%	3	23.00%	400.00%
4 - Hazardous Condition (No Fire)	0	0	0	0	0	0	0	0	0	0	1	0	1	1.00%	0	0.00%	N/A
6 - Good Intent Call	0	0	2	0	4	6	9	3	1	1	1	3	30	34.00%	4	31.00%	650.00%
7 - False Alarm & False Call	0	0	0	0	0	1	0	0	1	0	0	0	2	2.00%	0	0.00%	N/A
9 - Special Incident Type	0	0	0	0	0	0	0	0	0	0	0	1	1	1.00%	0	0.00%	N/A
<b>Grand Total</b>	<b>5</b>	<b>3</b>	<b>7</b>	<b>1</b>	<b>8</b>	<b>17</b>	<b>15</b>	<b>8</b>	<b>3</b>	<b>4</b>	<b>11</b>	<b>5</b>	<b>87</b>	<b>100.00%</b>	<b>13</b>	<b>100.00%</b>	<b>5.69%</b>

Automatic Aid Given by Incident Type Category

Jan 01, 2023 12:00 AM to Dec 31, 2024 11:59 PM



Incident Type Category	2024												2024		2023		YTD % Change
	Jan	Feb	Mar	Apr	May	Jun	Jul	Aug	Sep	Oct	Nov	Dec	Grand Total - Current	% of Total Incidents - Current	Grand Total - Previous	% of Total Incidents - Previous	
1 - Fire	2	1	1	5	11	6	1	4	3	3	7	5	49	30.00%	40	28.00%	22.50%
2 - Overpressure Rupture, Explosion, Overheat (No Fire)	0	0	0	0	0	0	1	0	0	0	0	0	1	1.00%	0	0.00%	N/A
3 - Rescue & Emergency Medical Service Incident	4	4	1	1	2	5	4	1	7	2	0	3	34	21.00%	47	33.00%	-27.66%
4 - Hazardous Condition (No Fire)	0	0	0	1	1	0	0	0	0	0	0	1	3	2.00%	3	2.00%	0.00%
5 - Service Call	0	0	0	0	0	1	0	0	0	0	0	0	1	1.00%	3	2.00%	-66.67%
6 - Good Intent Call	8	4	3	1	5	6	7	8	11	3	12	5	73	45.00%	48	34.00%	52.08%
7 - False Alarm & False Call	0	0	0	0	0	0	0	0	0	1	2	0	3	2.00%	2	1.00%	50.00%
<b>Grand Total</b>	<b>14</b>	<b>9</b>	<b>5</b>	<b>8</b>	<b>19</b>	<b>18</b>	<b>13</b>	<b>13</b>	<b>21</b>	<b>9</b>	<b>21</b>	<b>14</b>	<b>164</b>	<b>100.00%</b>	<b>143</b>	<b>100.00%</b>	<b>14.69%</b>

Mutual Aid Received by Incident Type Category

Jan 01, 2023 12:00 AM to Dec 31, 2024 11:59 PM



Incident Type Category	2024												2024		2023		YTD % Change
	Jan	Feb	Mar	Apr	May	Jun	Jul	Aug	Sep	Oct	Nov	Dec	Grand Total - Current	% of Total Incidents - Current	Grand Total - Previous	% of Total Incidents - Previous	
1 - Fire	0	0	0	0	1	7	1	1	0	2	1	2	15	79.00%	1	20.00%	1400.00%
3 - Rescue & Emergency Medical Service Incident	0	0	0	0	0	1	0	0	0	0	1	0	2	11.00%	3	60.00%	-33.33%
4 - Hazardous Condition (No Fire)	0	0	0	0	0	0	0	0	0	0	1	0	1	5.00%	0	0.00%	N/A
6 - Good Intent Call	0	0	0	0	0	0	0	0	0	0	1	0	1	5.00%	1	20.00%	0.00%
<b>Grand Total</b>	<b>0</b>	<b>0</b>	<b>0</b>	<b>0</b>	<b>1</b>	<b>8</b>	<b>1</b>	<b>1</b>	<b>0</b>	<b>2</b>	<b>4</b>	<b>2</b>	<b>19</b>	<b>100.00%</b>	<b>5</b>	<b>100.00%</b>	<b>2.80%</b>

Automatic Aid Received by Incident Type Category

Jan 01, 2023 12:00 AM to Dec 31, 2024 11:59 PM



Incident Type Category	2024												2024		2023		YTD % Change
	Jan	Feb	Mar	Apr	May	Jun	Jul	Aug	Sep	Oct	Nov	Dec	Grand Total - Current	% of Total Incidents - Current	Grand Total - Previous	% of Total Incidents - Previous	
1 - Fire	0	2	0	1	4	1	1	2	2	1	0	0	14	67.00%	6	46.00%	133.33%
2 - Overpressure Rupture, Explosion, Overheat (No Fire)	0	0	0	0	0	0	0	0	1	0	0	0	1	5.00%	0	0.00%	N/A
3 - Rescue & Emergency Medical Service Incident	1	0	0	0	1	0	0	0	0	0	0	0	2	10.00%	2	15.00%	0.00%
6 - Good Intent Call	1	0	0	0	0	1	0	1	0	0	1	0	4	19.00%	4	31.00%	0.00%
7 - False Alarm & False Call	0	0	0	0	0	0	0	0	0	0	0	0	0	0.00%	1	8.00%	-100.00%
<b>Grand Total</b>	<b>2</b>	<b>2</b>	<b>0</b>	<b>1</b>	<b>5</b>	<b>2</b>	<b>1</b>	<b>3</b>	<b>3</b>	<b>1</b>	<b>1</b>	<b>0</b>	<b>21</b>	<b>100.00%</b>	<b>13</b>	<b>100.00%</b>	<b>61.54%</b>

Mutual Aid Given by Fire Department Given Aid

Jan 01, 2023 12:00 AM to Dec 31, 2024 11:59 PM



Fire Department	FDID	2024												2024		2023		YTD % Change
		Jan	Feb	Mar	Apr	May	Jun	Jul	Aug	Sep	Oct	Nov	Dec	Grand Total - Current	% of Total Incidents - Current	Grand Total - Previous	% of Total Incidents - Previous	
		2	0	0	0	0	1	0	0	0	0	0	0	3	3.00%	11	85.00%	-72.73%
Fresno City Fire Department	10030	0	0	0	0	0	1	1	1	0	1	4	2	10	11.00%	0	0.00%	N/A
Fresno County Fire	10032	0	0	0	0	0	0	6	6	2	3	7	3	27	31.00%	0	0.00%	N/A
Madera County Fire Department	20015	0	0	0	0	0	0	1	1	1	0	0	0	3	3.00%	0	0.00%	N/A
North Central Fire Department	10040	3	3	7	1	8	15	7	0	0	0	0	0	44	51.00%	2	15.00%	2100.00%
<b>Grand Total</b>		<b>5</b>	<b>3</b>	<b>7</b>	<b>1</b>	<b>8</b>	<b>17</b>	<b>15</b>	<b>8</b>	<b>3</b>	<b>4</b>	<b>11</b>	<b>5</b>	<b>87</b>	<b>100.00%</b>	<b>13</b>	<b>100.00%</b>	<b>5.69%</b>



Automatic Aid Given by Fire Department Given Aid

Jan 01, 2023 12:00 AM to Dec 31, 2024 11:59 PM



Fire Department	FDID	2024												2024		2023		YTD % Change
		Jan	Feb	Mar	Apr	May	Jun	Jul	Aug	Sep	Oct	Nov	Dec	Grand Total - Current	% of Total Incidents - Current	Grand Total - Previous	% of Total Incidents - Previous	
		5	1	0	0	2	1	0	0	0	0	0	0	9	5.00%	116	81.00%	-92.24%
Fresno City Fire Department	10030	0	0	0	0	0	0	0	1	0	0	1	0	2	1.00%	0	0.00%	N/A
Fresno County Fire	10032	0	0	0	0	0	0	5	12	21	9	18	13	78	48.00%	0	0.00%	N/A
Madera County Fire Department	20015	0	0	0	0	0	0	0	0	0	0	2	1	3	2.00%	0	0.00%	N/A
North Central Fire Department	10040	9	8	5	8	17	17	8	0	0	0	0	0	72	44.00%	27	19.00%	166.67%
<b>Grand Total</b>		<b>14</b>	<b>9</b>	<b>5</b>	<b>8</b>	<b>19</b>	<b>18</b>	<b>13</b>	<b>13</b>	<b>21</b>	<b>9</b>	<b>21</b>	<b>14</b>	<b>164</b>	<b>100.00%</b>	<b>143</b>	<b>100.00%</b>	<b>14.69%</b>

Mutual Aid Received by Fire Department

Jan 01, 2023 12:00 AM to Dec 31, 2024 11:59 PM



Fire Department	2024												2024		2023		YTD % Change
	Jan	Feb	Mar	Apr	May	Jun	Jul	Aug	Sep	Oct	Nov	Dec	Grand Total - Current	% of Total Incidents - Current	Grand Total - Previous	% of Total Incidents - Previous	
Fresno City Fire Department	0	0	0	0	0	0	0	0	0	0	3	2	5	45.00%	0	0.00%	N/A
Fresno County Fire	0	0	0	0	0	0	1	1	0	1	0	0	3	27.00%	0	0.00%	N/A
North Central Fire Department	0	0	0	0	0	3	0	0	0	0	0	0	3	27.00%	1	100.00%	200.00%
<b>Grand Total</b>	<b>0</b>	<b>0</b>	<b>0</b>	<b>0</b>	<b>0</b>	<b>3</b>	<b>1</b>	<b>1</b>	<b>0</b>	<b>1</b>	<b>3</b>	<b>2</b>	<b>11</b>	<b>100.00%</b>	<b>1</b>	<b>100.00%</b>	<b>10.00%</b>

Automatic Aid Received by Fire Department

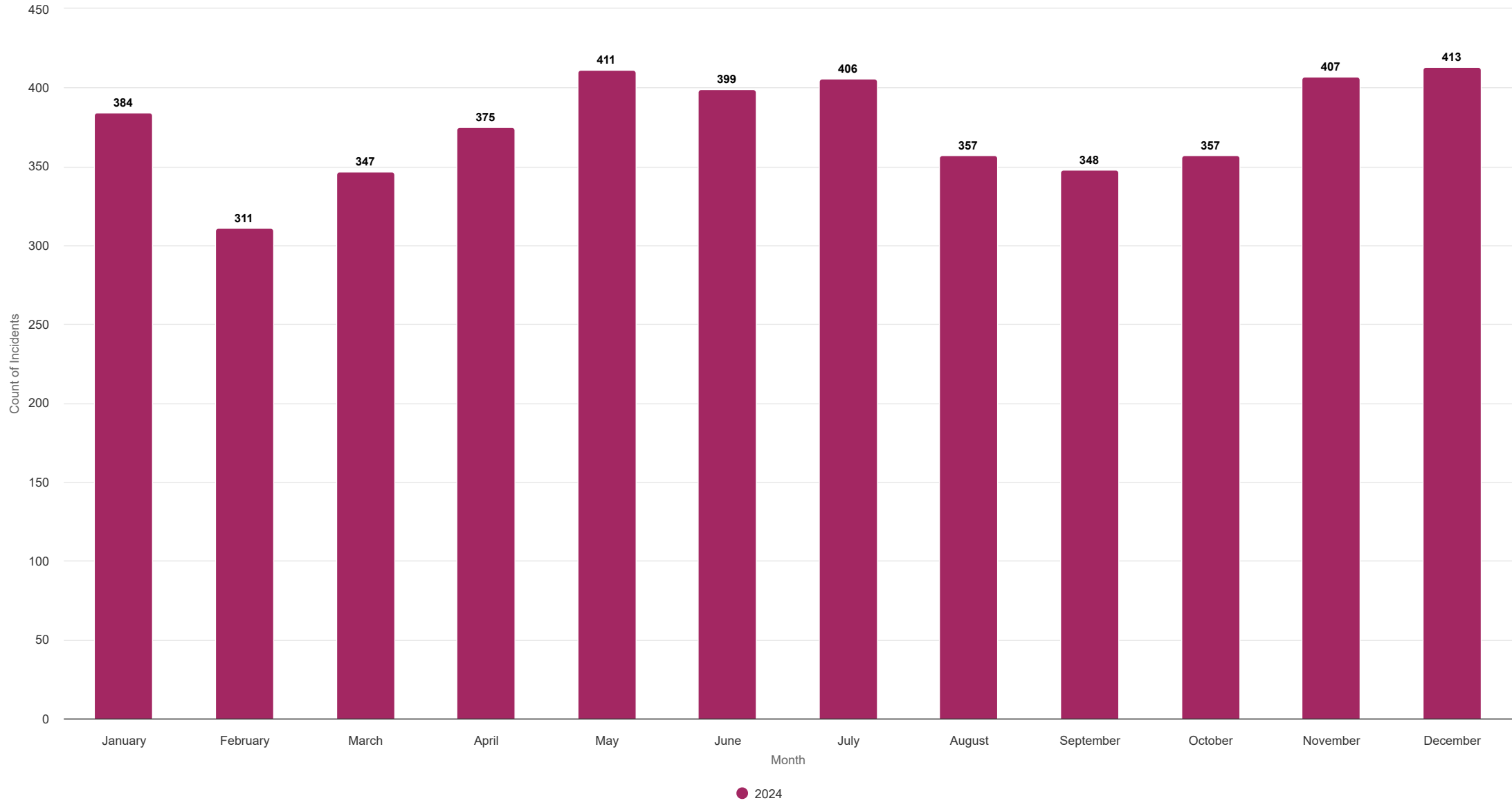
Jan 01, 2023 12:00 AM to Dec 31, 2024 11:59 PM



Fire Department	2024												2024		2023		YTD % Change
	Jan	Feb	Mar	Apr	May	Jun	Jul	Aug	Sep	Oct	Nov	Dec	Grand Total - Current	% of Total Incidents - Current	Grand Total - Previous	% of Total Incidents - Previous	
Fresno City Fire Department	0	0	0	0	0	0	0	1	0	0	0	0	1	7.00%	0	N/A	N/A
Fresno County Fire	0	0	0	0	0	0	0	2	2	1	1	0	6	43.00%	0	N/A	N/A
North Central Fire Department	0	2	0	0	4	1	0	0	0	0	0	0	7	50.00%	0	N/A	N/A
<b>Grand Total</b>	<b>0</b>	<b>2</b>	<b>0</b>	<b>0</b>	<b>4</b>	<b>1</b>	<b>0</b>	<b>3</b>	<b>2</b>	<b>1</b>	<b>1</b>	<b>0</b>	<b>14</b>	<b>100.00%</b>	<b>0</b>	<b>100.00%</b>	<b>N/A</b>

**Incidents by Month**

Jan 01, 2024 to Dec 31, 2024



### Incidents by Day and Hour

Jan 01, 2024 to Dec 31, 2024



Day of Week	0000	0100	0200	0300	0400	0500	0600	0700	0800	0900	1000	1100	1200	1300	1400	1500	1600	1700	1800	1900	2000	2100	2200	2300
Sunday	22	19	19	14	23	12	16	11	14	27	29	28	37	28	24	34	33	29	42	32	39	38	38	24
Monday	14	13	20	7	18	19	16	26	32	28	23	32	39	31	43	37	47	29	25	34	27	24	20	27
Tuesday	15	11	13	12	17	15	23	28	25	35	23	48	29	35	33	33	29	26	36	44	25	29	35	15
Wednesday	17	12	19	11	7	15	15	28	31	25	45	40	38	40	45	36	33	42	36	34	29	40	23	26
Thursday	16	13	13	15	14	13	25	28	28	31	31	35	31	33	39	28	42	36	31	28	36	38	26	24
Friday	11	16	21	10	13	12	18	30	30	25	30	36	33	51	44	40	35	35	41	33	40	33	28	35
Saturday	19	12	15	14	21	18	14	22	21	22	22	20	34	27	29	32	41	26	32	24	32	30	29	21

Monthly Call Volume Year over Year

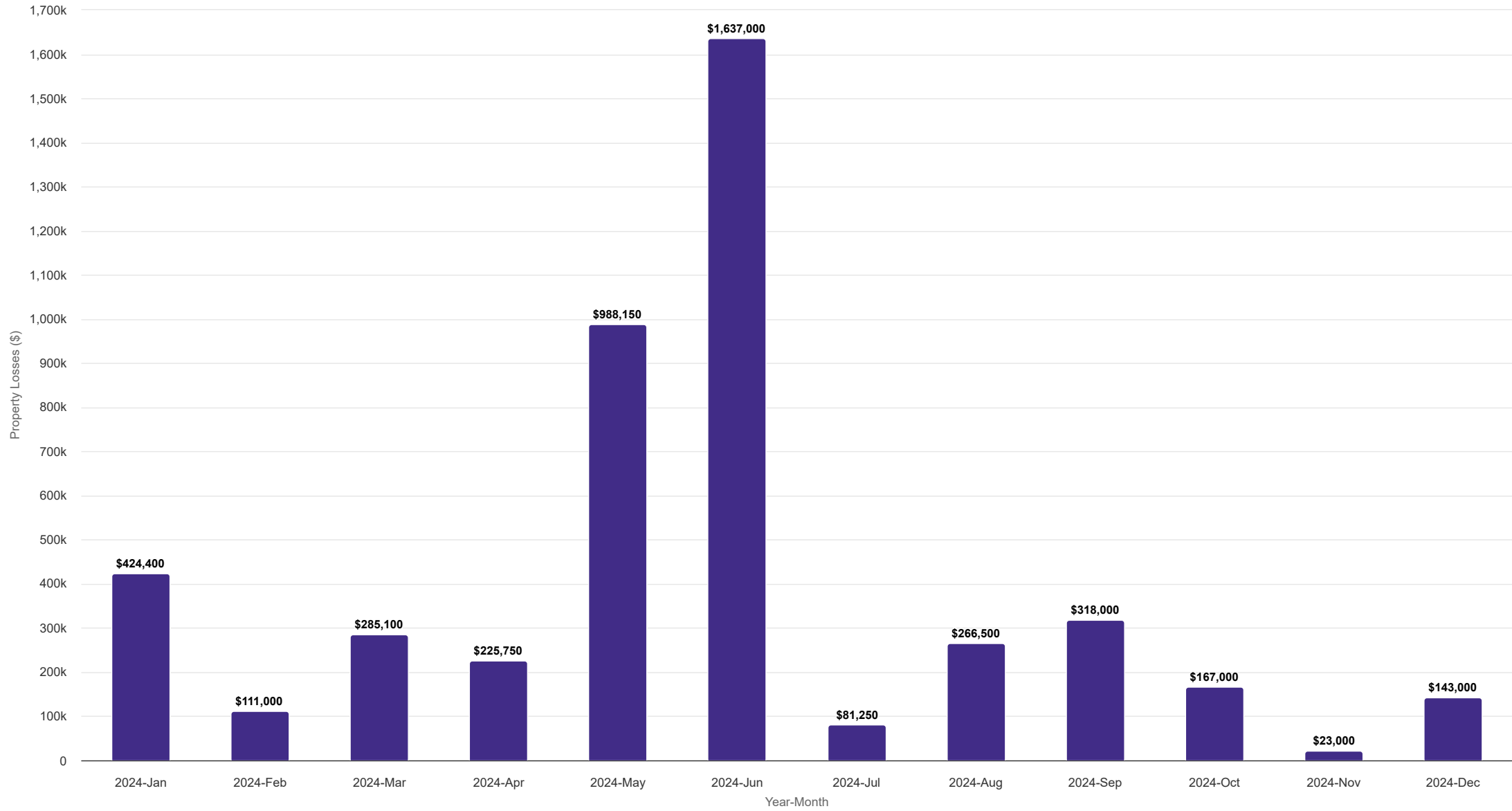
Jan 01, 2023 12:00 AM to Dec 31, 2024 11:59 PM



Month Name	2024		2023		YTD % Change
	Grand Total - Current	% of Total Incidents - Current	Grand Total - Previous	% of Total Incidents - Previous	
January	384	9.00%	371	9.00%	3.50%
February	311	7.00%	359	9.00%	-13.37%
March	347	8.00%	353	9.00%	-1.70%
April	375	8.00%	325	8.00%	15.38%
May	411	9.00%	333	8.00%	23.42%
June	399	9.00%	300	7.00%	33.00%
July	406	9.00%	339	8.00%	19.76%
August	357	8.00%	318	8.00%	12.26%
September	348	8.00%	377	9.00%	-7.69%
October	357	8.00%	341	8.00%	4.69%
November	407	9.00%	303	7.00%	34.32%
December	413	9.00%	360	9.00%	14.72%
<b>Grand Total</b>	<b>4,515</b>	<b>100.00%</b>	<b>4,079</b>	<b>100.00%</b>	<b>10.69%</b>

**Property Losses by Month**

Jan 01, 2024 to Dec 31, 2024



Property Loss Incidents (Top 20)  
 Jan 01, 2024 to Dec 31, 2024




Agency Name	Incident Date Time	Incident Number	Property Use	Street Number	Street Name	City	State	Postal Code	Property Pre-Incident Value	Property Loss
North Central Fire Department	06/11/2024 12:14 PM	4045473	Residential, other	69	Sussex	Fresno	CA	93704	\$1,000,000	\$1,000,000
North Central Fire Department	05/07/2024 02:09 PM	4033277	Livestock production	6043	MADERA	Kerman	CA	93630	\$600,000	\$600,000
North Central Fire Department	05/30/2024 05:48 PM	4041320	1 or 2 family dwelling	1502	Brawley	Fresno	CA	93722	\$300,000	\$300,000
North Central Fire Department	01/17/2024 02:39 AM	4004291	Open land or field	3646	BUTTE	Kerman	CA	93630	\$232,000	\$232,000
North Central Fire Department	06/21/2024 11:49 PM	4048833	Outside material storage area	700	BRAWLEY	Fresno	CA	93706	\$410,000	\$210,000
North Central Fire Department	06/21/2024 11:55 PM	4048833	Outside material storage area	700	BRAWLEY	Fresno	CA	93706	\$410,000	\$210,000
North Central Fire Department	03/07/2024 06:35 PM	4017233	Parking garage, (detached residential garage)	6379	CLINTON	Fresno	CA	93722	\$350,000	\$150,000
North Central Fire Department	04/28/2024 09:54 PM	4030876	1 or 2 family dwelling	308	Michelle	Kerman	CA	93630	\$715,000	\$150,000
North Central Fire Department	01/04/2024 11:18 PM	4001044	1 or 2 family dwelling	1322	GETTYSBURG	Fresno	CA	93704	\$459,500	\$146,400
North Central Fire Department	08/25/2024 03:02 AM	4070052	1 or 2 family dwelling	4615	MADISON	Fresno	CA	93706	\$100,000	\$100,000
North Central Fire Department	09/03/2024 07:09 PM	4072989	Convenience store	17477	WHITESBRIDGE	Kerman	CA	93640	(blank)	\$100,000
North Central Fire Department	10/31/2024 01:46 PM	4090307	Ind., utility, defense, agriculture, mining, other	3614	FLOYD	Fresno	CA	93722	\$150,000	\$100,000
North Central Fire Department	09/11/2024 04:37 PM	4075472	Residential, other	13585	BELMONT	Kerman	CA	93630	\$583,000	\$96,000
North Central Fire Department	03/14/2024 03:37 PM	4018990	Parking garage, (detached residential garage)	8547	HERNDON	Fresno	CA	93722	\$300,000	\$90,000
North Central Fire Department	12/03/2024 10:59 PM	4099812	Property Use, other	(blank)	HWY-99 OFF RAMP NB	Fresno	CA	93722	(blank)	\$80,000
North Central Fire Department	04/10/2024 08:16 AM	4025886	Residential, other	1433	Richert	Fresno	CA	93704	\$405,100	\$60,750
North Central Fire Department	02/10/2024 05:52 AM	4010583	1 or 2 family dwelling	1567	Blythe	Fresno	CA	93706	\$50,000	\$50,000
North Central Fire Department	05/26/2024 02:39 AM	4039715	1 or 2 family dwelling	540	CHATEAU FRESNO	Fresno	CA	93722	(blank)	\$50,000
North Central Fire Department	08/15/2024 02:06 AM	4067119	Street or road in commercial area	3449	Franklin	Fresno	CA	93706	(blank)	\$50,000
North Central Fire Department	10/13/2024 09:38 PM	4084978	Street, other	(blank)	MONROE AVE & W MCKINLEY	Fresno	CA	93722	(blank)	\$50,000



**Firefighter Casualty Summary**

Jan 01, 2024 to Dec 31, 2024



Overlapping Calls and Hours

Jan 01, 2024 12:00 AM to Dec 31, 2024 11:59 PM



Overlapping Calls	Occurrences	% of Occurrences	Hours	% of Hours
0 Overlapping Calls	7,838	86.78%	8,533	97.14%
1 Overlapping Call	1,014	11.23%	224	2.54%
2 Overlapping Calls	151	1.67%	24	0.27%
3 Overlapping Calls	25	0.28%	3	0.03%
4 Overlapping Calls	3	0.03%	0	0.01%
5 Overlapping Calls	1	0.01%	0	0.00%
<b>Totals</b>	<b>9,032</b>	<b>100.00%</b>	<b>8,784</b>	<b>100.00%</b>

Calls in Progress

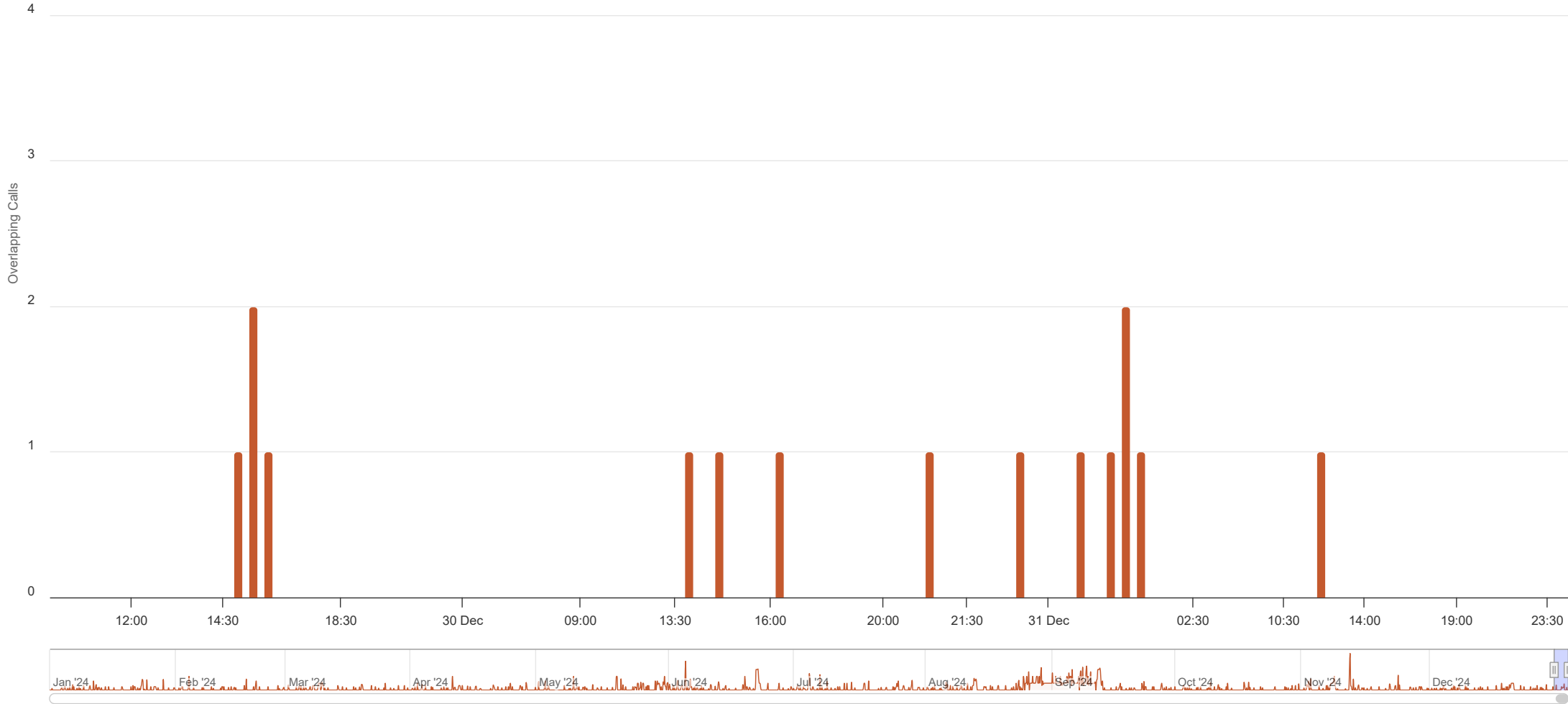
Jan 01, 2024 12:00 AM to Dec 31, 2024 11:59 PM



Calls in Progress	Occurrences	% of Occurrences	Hours	% of Hours
0 Calls In Progress	3,476	38.49%	6,897	78.51%
1 Call In Progress	4,362	48.29%	1,636	18.63%
2 Calls In Progress	1,014	11.23%	224	2.54%
3 Calls In Progress	151	1.67%	24	0.27%
4 Calls In Progress	25	0.28%	3	0.03%
5 Calls In Progress	3	0.03%	0	0.01%
6 Calls In Progress	1	0.01%	0	0.00%
<b>Totals</b>	<b>9,032</b>	<b>100.00%</b>	<b>8,784</b>	<b>100.00%</b>

**Overlapping Calls**

Jan 01, 2024 12:00 AM to Dec 31, 2024 11:59 PM





## NORTH CENTRAL FIRE PROTECTION DISTRICT

**Board of Directors:** Ken Abrahamian • Michael Foglio

Michael Golden • Rusty Nonini • Amanda Souza

**Fire Chief:** Timothy V. Henry, CFO, EFO

Fire Headquarters

15850 W. Kearney Boulevard

Kerman, California 93630-9335

(559) 878-4550 • FAX (559) 846-3788

[www.northcentralfire.org](http://www.northcentralfire.org)

## MEMORANDUM

**TO:** North Central Board of Directors

**FROM:** Tim Henry, Fire Chief

**DATE:** January 23, 2025

**SUBJECT:** Fire Chief's Report – Reflecting on 2024

Reflecting on the incredible accomplishments of the District in 2024, I am excited to share our organization's growth, progress, and dedication to our mission statement by exceeding traditional fire service expectations as we look ahead to 2025. Here is a glimpse into the review of what commitment to our community means for us:

### OPERATIONS

#### New Apparatus:

Received and placed-in-service (3) new Type I Engines at fire stations 54, 58, & 59.

#### Equipment Upgrades:

Provided 4 gas atmospheric monitors on each engine (6). Implemented a comprehensive and aggressive hose and nozzle package for all apparatus. Smooth bore/2.25 blitz lines and 1.75 initial attack lines. Provided personal TICs for all riding positions (24)

#### Personnel Support

- Established a Peer Support Team and initiated a Fire Chaplain program
- Upgraded all District gyms with new equipment

### TRAINING

- Welcomed 11 new firefighters to our team
- Completed the construction of a multi-story live burn facility

*"Our Mission: To integrate with our community by exceeding traditional service expectations"*

- Successfully completed Teacher Credentialing for two ROP instructors
- Commenced the third year of our Fire Regional Occupational Program with 25 students from Kerman Unified

The District implemented a FEMA Assistance to Firefighter Grant (AFG) totaling \$168,000. The various training programs included an 8-month advanced leadership program and 20+ California State Fire Marshal (CSFM) certified classes for Officers, Instructors, Inspectors, Drivers, Rescue, Hazmat, and Safety Officers.

## **ADMINISTRATIONS**

- Awarded a CBDG grant for a new 2,000 gal. Tactical Water Tender
- Received Board support to move forward on the purchase of a replacement Ladder truck
- Secured an OTS grant of \$50,000 and successfully equipped all six first-out engines with Edraulic extrication equipment
- Added an HR Manager to our team
- Finalized a new Master Fee Schedule for the District
- Collaborated with Fresno City College to host 12 intern firefighters
- Transitioned to a new Records Management System (RMS)

### **District Website:**

In 2024, the Fresno County Grand Jury reviewed the District's website to ensure compliance with California law.

North Central Fire Protection District website is required by State law and is designed to provide accessible information to all members of the public, ensuring that individuals with disabilities can understand and use the site effectively. This commitment aims to provide quality information that is accessible to everyone.

## **LABOR RELATIONS**

Local 5260 Memorandum of Understanding - 2-Year Extension:

### **Term of the Agreement and Parties Involved:**

- The agreement is between the North Central Fire Protection District and the North Central Professional Fire Fighters Local 5260.
- The term of the agreement is extended to December 31, 2026, expiring on January 1, 2027.

### Health and Welfare Increases:

- Effective the first full pay period following ratification and Board adoption:
  - The District's Health Contribution Maximum cap will increase from \$1,600 to \$1,900 per month.
  - Permanent (non-probationary) employees not participating in the District's health, dental, or vision insurance programs are eligible to receive up to a \$300 employer contribution per month to the District's sponsored 457(b) deferred tax account.
  - Probationary employees without permanent status not participating in the District's health, dental, or vision insurance programs will accrue up to a \$300 per month credit towards a 457(b) deferred tax account, to be deposited by the employer upon gaining permanent status. If the employee separates before gaining permanent status, they forfeit any accrued contributions.

### Wage Adjustments:

- Effective the first full pay period following January 1, 2025:
  - Step IV will be added to the Salary Scale with a 5% increase above Step III for Fire Engineers and Fire Captains.
  - Realignment of the wage scale for Firefighter I/II:
- Effective the first full pay period following January 1, 2026:
  - Step V will be added to the Salary Scale with a 5% increase above Step IV for Fire Engineers and Fire Captains.
- Effective the first full pay period following December 31, 2026:
  - The District will realign the wage scale for Fire Captains.
  - A 3% wage increase will be applied to all ranks.

### Unfair Labor Practice Findings:

The document is a letter from the California Public Employment Relations Board (PERB) regarding an unfair practice case, North Central Professional Fire Fighters Local 5260 v. North Central Fire Protection District, dated November 13, 2024. The case involves allegations by the North Central Professional Fire Fighters (NCPFA) that the North Central Fire Protection District unilaterally reassigned bargaining unit work to non-unit firefighters without proper negotiation, violating the Meyers-Milias-Brown Act (MMBA).

The procedural history outlines the filing of the unfair practice charge by NCPFA on September 28, 2022, the issuance of a complaint, and the subsequent hearings held in early 2024. Ultimately, the Administrative Law Judge found that NCPFA failed to prove that the District violated the MMBA or made an unlawful unilateral change to past practices regarding staffing assignments.

The proposed decision resulted in the dismissal of the complaint and the underlying unfair practice charge, indicating that the District had long used limited-term firefighters (LTFs) interchangeably with full-time firefighters (FTFs) and that there was no deviation from established practices. NCPFA was also advised of its right to appeal the decision within 20 days if it wished to contest it.

## **PLANNING**

Property acquisition:

In 2024, the Board initiated the land procurement process to meet the District's future needs.

The District Board Members were committed to the organization's growth, progress, and dedication to exceeding traditional fire service expectations. As we look ahead to 2025, closing escrow on a new property in the first quarter of the year and beginning the planning phase of developing a new fire station, training center, and emergency operations center is a significant step toward disaster preparedness and population growth. Having these facilities in place will undoubtedly enhance the capabilities and preparedness for responding to emergencies and disasters within the North Central Fire Protection District, including the City of Kerman.

I am elated to see the commitment to improving resources and infrastructure to serve the community better. If there are any specific details or updates on the progress of this development, I will ensure the Board is aware of them.