



NORTH CENTRAL FIRE
PROTECTION DISTRICT

REGULAR BOARD MEETING PACKET

THURSDAY
AUGUST 27, 2020

5:30 P.M.

Public Documents

**NORTH CENTRAL FIRE PROTECTION DISTRICT
BOARD OF DIRECTORS
REGULAR BOARD MEETING
THURSDAY, AUGUST 27, 2020
5:30 P.M.
AGENDA**

Per Executive Order N-25-20, which allows local and state legislative bodies to hold meetings via teleconference and to make meetings accessible electronically,” this Regular Meeting will be held via conference call and can be accessed as follows:

Please call: 1- (669) 900-6833. Follow all prompts. To access the call, you will need to enter the meeting ID number 895 2835 2555. The public may participate in the meeting as otherwise permitted under the Brown Act by calling into this number.

- 1. CALL TO ORDER**
 - A) Roll Call

- 2. INVOCATION**

- 3. PUBLIC COMMENTS**

- 4. CONSENT AGENDA**
 - A) Consideration and Approval of Disbursements List for July 2020
 - B) Review and Acceptance of Monthly Financial Reports
 - 1) Fresno County: Cash Balances – All Funds – June and July
 - 2) Budget Variance Report: YTD Expenses Compared to Budget
 - 3) Revenue and Reimbursement Report – June and July
 - 4) PG & E Report

- 5. APPROVAL OF MINUTES**
 - A) Minutes of the Regular Board Meeting of July 23, 2020.

- 6. FIRE CHIEF REPORT**
 - A) Fire Incident/Fire Prevention Reports for July
 - B) Fresno City College Intern Program Update
 - C) Office of Emergency Services (OES) Update
 - D) Firefighter Academy Update
 - E) Fresno City College Academy Burn Trailer

- 7. PUBLIC HEARING TO CONSIDER PROPOSALS FOR A COMMUNITY DEVELOPMENT BLOCK GRANT (CDBG)**
 - A) Action item - Conduct Public Hearing to consider proposals for a Community Development Block Grant (CDBG).

8. RESOLUTION NO. 20-08 APPROVING THE DISTRICT'S PARTICIPATION IN THE FEDERAL COMMUNITY DEVELOPMENT BLCK GRANT (CDBG) PROGRAM.

A) Action item – Consider and adopt Resolution No. 20-08 approving the District's participation in the federal Community Development Block Grant (CDBG) Program.

9. PUBLIC HEARING AND ADOPTION OF THE 2020-2021 FISCAL YEAR FINAL BUDGET

A) Action item - Conduct Public Hearing and adopt the 2020-2021 fiscal year Final Budget.

10. BOARD MEMBER COMMENTS/REPORTS

11. ANNOUNCEMENTS

A) Regular Board Meeting: Thursday, September 24, 2020, at 5:30 p.m.

12. ADJOURNMENT

PUBLIC COMMENTS AND INQUIRIES

At a Board meeting, those who wish to be heard on matters on the agenda should indicate their desire to speak when the item is ready for discussion. If, at the meeting, you wish to discuss an item, which is not on the agenda, you may indicate your desire to do so under "Public Comments". In order to allow time for all public comments and inquiries, the time for individual comments may, at the discretion of the Chairman of the Board, be limited to five minutes. If you wish to request time on an upcoming Board Agenda to present a particular item or matter to the Board, you may contact the District by 5:00 p.m. seven business days prior to the scheduled Board meeting to so request. If the matter is within the Board's jurisdiction, and the Board has not taken action or considered the item at a recent meeting, the District may place the item on the agenda. When addressing the Board, you are requested to come forward to the speaker's podium, state your name and address, and then proceed with your presentation.

In compliance with the Americans with Disabilities Act (ADA), if you need special assistance to participate at this meeting, please contact the District at 559-275-5531. Notification provided a minimum of 48 hours prior to the meeting will enable the District to make reasonable arrangements to ensure accessibility to this meeting. Pursuant to the ADA, the meeting room is accessible to the physically disabled.

**NORTH CENTRAL FIRE PROTECTION DISTRICT
DISBURSEMENT JOURNAL
JULY 1, 2020 - JULY 31, 2020
AUGUST 6, 2020**

CK#	VENDOR	DESCRIPTION	DATE	TOTAL AMOUNT
5020	Suntander Leasing, LLC	Apparatus lease payment	07/01/20	49,160.54
5021	SDRMA	Annual Workers Comp premium	07/01/20	174,643.21
	Quickbooks Payroll Service	Payroll	07/15/20	115,827.87
5022	Aramark	Linen service	07/15/20	146.62
5023	ARBA	Group life insurance	07/15/20	127.13
5024	ASI Administrative Solutions	Dental-vision plan funding	07/15/20	2,838.00
5025	Associated Design And Engineer	Parking lot project - station 55	07/15/20	220.00
5026	AT&T	Phone & long distance service	07/15/20	44.97
5027	Biola CSD	Utilities	07/15/20	258.95
5028	Employee Payroll Liabilities	Child support	07/15/20	435.00
5029	Employee Payroll Liabilities	Child support	07/15/20	100.50
5030	CCP Industries	Batteries, anti-bacteria solution	07/15/20	1,917.77
5031	Chase	FCERA debt service payment	07/15/20	208,473.15
5032	Christine L. Boozer	Training consultant	07/15/20	3,400.00
5033	City of Kerman	Utilities	07/15/20	603.50
5034	Clyde Lansing	Consulting services	07/15/20	2,300.00
5035	Comcast Business	Internet and phone services	07/15/20	1,604.87
5036	Cook's	Radio equipment for new Patrol Rig	07/15/20	7,742.42
5037	Dennis Katuin	SCBA repairs	07/15/20	357.65
5038	Department of Justice	Live scans	07/15/20	490.00
5039	ECMS	Turnout repair	07/15/20	102.74
5040	FAIRA	Annual property, auto & liability Ins.	07/15/20	55,591.00
5041	FDAC EBA	Group health insurance	07/15/20	52,197.25
5042	Francisco Sepulveda	Paint classroom at station 55	07/15/20	2,150.00
5043	Fresno County Fire Protection Dist	New Patrol Rig decals & striping	07/15/20	2,669.06
5044	H&J Chevrolet	Service & repairs to staff vehicles	07/15/20	65.36
5045	Employee Reimbursement	Uniform & boots	07/15/20	591.22
5046	Employee Reimbursement	Uniform & boots	07/15/20	683.42
5047	Employee Reimbursement	Uniform & boots	07/15/20	43.24
5048	Employee Reimbursement	Uniform & boots	07/15/20	478.94
5049	Employee Reimbursement	Uniform & boots	07/15/20	193.54

**NORTH CENTRAL FIRE PROTECTION DISTRICT
DISBURSEMENT JOURNAL
JULY 1, 2020 - JULY 31, 2020
AUGUST 6, 2020**

CK#	VENDOR	DESCRIPTION	DATE	TOTAL AMOUNT
5050	Employee Reimbursement	Uniform & boots	07/15/20	3.99
5051	Employee Reimbursement	Uniform & boots	07/15/20	223.06
5052	Board Member Reimbursement	Board member health insurance	07/15/20	799.00
5053	Krazan & Associates	Soil testing - station 55 parking project	07/15/20	1,205.00
5054	L.N. Curtis	Wildland hose pack	07/15/20	862.19
5055	Loperena Antenna	Owens mountain antenna site lease	07/15/20	1,649.00
5056	Mac Equipment	Polish and towels for apparatus	07/15/20	32.66
5057	Melin Enterprises	Clean up of water leak at station 58	07/15/20	4,562.41
5058	Board Member Reimbursement	Board member health insurance	07/15/20	901.00
5059	Employee Reimbursement	Uniform & boots	07/15/20	322.66
5060	Miller Mendel	Data storage	07/15/20	115.66
5061	Occupational Health Centers	New hire physicals	07/15/20	832.00
5062	Office Depot	Office supplies & Prevention	07/15/20	129.83
5063	PG&E	Utilities	07/15/20	3,831.99
5064	Quinn Co.	Repairs to generator at station 55	07/15/20	1,409.85
5065	Ray Morgan	Copier maintenance	07/15/20	57.49
5066	Real-Time	Computer maintenance	07/15/20	1,615.25
5067	Robert V Jensen	Bulk fuel	07/15/20	2,164.46
5068	Rolinda Farm Supply	Station maintenance - station 56	07/15/20	40.98
5069	Board Member Reimbursement	Board member health insurance	07/15/20	799.00
5070	Sebastian	Phone service	07/15/20	168.25
5071	Sierra HR Partners	HR consulting services	07/15/20	177.50
5072	Sierra Lock	Replace locks (3) at station 55	07/15/20	514.66
5073	Slumberger Lumber	Station maintenance, apparatus maint., equipment, training supplies	07/15/20	370.82
5074	Tamarack Pest	Pest control service (3 months)	07/15/20	570.00
5075	U.S. Bank PARS	Pension plan contributions	07/15/20	32,341.27
5076	Unitedhealthcare Insurance Co.	Prior board member insurance	07/15/20	375.25
5077	Valley Farms Supply	Station equipment maint., new blower	07/15/20	953.46
5078	Dennis Katuin	SCBA repairs	07/21/20	1,603.89
5079	RB's Portable Toilet	Purchase portable toilet	07/21/20	1,729.48

**NORTH CENTRAL FIRE PROTECTION DISTRICT
DISBURSEMENT JOURNAL
JULY 1, 2020 - JULY 31, 2020
AUGUST 6, 2020**

CK#	VENDOR	DESCRIPTION	DATE	TOTAL AMOUNT
5080	Enviro Clean	Sanitizing fogger equipment	07/24/20	4,646.18
5081	Fresno County Recorder	Recording fees - abatement resolution	07/24/20	31.00
5082	Employee Reimbursement	Training classroom set up	07/24/20	529.51
5083	Sequoia Western	Weed abatement services	07/24/20	1,587.90
5084	Fresno County Recorder	Recording fees for Notice of Completion	07/28/20	22.00
	Quickbooks Payroll Service	Payroll	07/31/20	137,416.45
	Quickbooks Payroll Service	Board direct deposit	07/31/20	177.78
	Cks #5085 - 5086	Board payroll	07/31/20	128.29
5087	Aramark	Linen service	07/31/20	165.55
5088	Baja Construction	Carport station 55	07/31/20	23,264.62
5089	Bauer Compressors	Clynder for air room at station 58	07/31/20	113.00
5090	Biola CSD	Utilities	07/31/20	229.11
5091	Bush Engineering Incorp.	Parking lot project - station 55	07/31/20	107,833.43
5092	Employee Payroll Liabilities	Child support	07/31/20	435.00
5093	Employee Payroll Liabilities	Child support	07/31/20	100.50
5094	Cascade Fire Equipment	Hoses and fittings	07/31/20	226.75
5095	CCP Industries	Paper towels	07/31/20	190.46
5096	Co. of Fresno Auditor/Controller	July 2020 POB	07/31/20	28,614.37
5097	CSFA	Membership dues	07/31/20	439.17
5098	Fire Safety Solutions	Building plan reviews	07/31/20	1,657.50
5099	Jensen & Pilegard	Chainsaw repair	07/31/20	196.32
5100	John Hancock USA	457 plan contributions	07/31/20	5,073.30
5101	L.N. Curtis	Fire Hose 1.5" x 100'	07/31/20	5,880.10
5102	Mid Valley Disposal	Utilites	07/31/20	738.68
5103	Occupational Health Centers	New hire physicals	07/31/20	4,501.50
5104	Office Depot	Office supplies & Training	07/31/20	157.65
5105	PARS	457 & Pension admin fees	07/31/20	2,875.00
5106	PG&E	Utilites	07/31/20	1,817.83
5107	Ray Morgan	Copier maintenance	07/31/20	168.80
5108	Real-Time	Computer maintenance	07/31/20	750.00
5109	Robert V Jensen	Bulk fuel	07/31/20	1,844.79

**NORTH CENTRAL FIRE PROTECTION DISTRICT
DISBURSEMENT JOURNAL
JULY 1, 2020 - JULY 31, 2020
AUGUST 6, 2020**

CK#	VENDOR	DESCRIPTION	DATE	TOTAL AMOUNT
5110	Rotary Club of Kerman	Membership dues	07/31/20	1,500.00
5111	Sierra Lock	Replace locks (2) at station 55	07/31/20	259.97
5112	Solar Maintenance Pros, Inc	Installed critter guard on solar panels	07/31/20	3,296.44
5113	Sparkletts	Station water delivery	07/31/20	663.94
5114	Standard Insurance Company	LTD insurance premium	07/31/20	1,402.50
5115	U.S. Bank Cal-Card	Station supplies, station maintainance, office supplies, postage, apparatus maint., uniform, equip. maint., training, computer maint., classrooms 55 & 58, membership, weed abatement	07/31/20	10,733.02
5116	U.S Bank Pars	Pension plan contributions	07/31/20	35,892.67
5117	US Bank Voyager Fleet Card	Bulk fuel	07/31/20	2,048.37
5118	Verizon	Toughbooks data plan	07/31/20	760.20
5119	Verizon Wireless	Cell phones - operations	07/31/20	14.10
5120	Verizon Wireless	Cell phones - admin staff	07/31/20	605.49
5121	Vern's Plumbing	Repair toilet at station 58	07/31/20	99.00
5122	Employee Reimbursement	Mileage reimbursement	07/31/20	47.73
				1,134,955.95

Board action: To approve disbursements from West America general account as presented for the total amount of \$1,134,955.95

NORTH CENTRAL FIRE PROTECTION DISTRICT
COUNTY OF FRESNO
CASH BALANCES AS OF JUNE 30, 2020

CASH BALANCES	GENERAL	EQUIPMENT	BUILDING FUND	EMS	SICK LEAVE	RESERVE FUND	RISK CONTINGENCY FUND	TOTAL OF ALL FUNDS
CO OF FRESNO CLASS #	10000	20000	41400	41410	41420	41430	41440	
Beg Balance 6/01/2020	5,533,242.73	1,330,074.94	481,946.50	561,815.39	33,857.50	335,792.13	117,592.61	8,394,321.80
Ending Balance 06/30/2020	4,581,817.91	1,477,935.41	351,139.68	616,856.03	34,027.86	337,481.70	118,184.29	7,517,442.88

NORTH CENTRAL FIRE PROTECTION DISTRICT
COUNTY OF FRESNO
CASH BALANCES AS OF JULY 31, 2020

CASH BALANCES	GENERAL	EQUIPMENT	BUILDING FUND	EMS	SICK LEAVE	RESERVE FUND	RISK CONTINGENCY FUND	TOTAL OF ALL FUNDS
CO OF FRESNO CLASS #	10000	20000	41400	41410	41420	41430	41440	
Beg Balance 7/01/2020	4,581,817.91	1,477,935.41	351,139.68	616,856.03	34,027.86	337,481.70	118,184.29	7,517,442.88
Ending Balance 07/31/2020	3,683,362.75	1,478,437.39	351,310.66	617,120.68	34,039.91	337,601.25	118,226.16	6,620,098.80

**NORTH CENTRAL FIRE PROTECTION DISTRICT
SERVICES, SUPPLIES AND MAINTENANCE
BUDGET - TO - ACTUAL
JULY 2020 - JUNE 2021**

Services, Supplies and Maintenance	Fiscal Year 2020 - 2021 Budget	Activity thru 07/01/20	Jul-20	YTD Total	% of Budget Used	Budget Remaining	% of Budget Remaining
City of Fresno Metro Service Agreement	1,035,102	0.00	86,258.50	86,258.50	8%	948,843.50	92%
Pension Obligation Bonds	357,040	0.00	28,614.37	28,614.37	8%	328,425.63	92%
FCERA Payment Financing	417,751	0.00	208,473.15	208,473.15	50%	209,277.85	50%
Apparatus Financing Payment	49,161	0.00	49,160.54	49,160.54	100%	0.46	0%
Property, Auto & Liability Insurance	58,000	0.00	55,591.00	55,591.00	96%	2,409.00	4%
Turnouts and Masks	85,000	0.00	102.74	102.74	0%	84,897.26	100%
Communications	100,000	0.00	5,599.46	5,599.46	6%	94,400.54	94%
Apparatus Maintenance	150,000	0.00	4,461.45	4,461.45	3%	145,538.55	97%
Station Equipment Maintenance	45,000	0.00	2,735.08	2,735.08	6%	42,264.92	94%
Computers & Office Equipment	75,000	0.00	2,889.79	2,889.79	4%	72,110.21	96%
Facility Maintenance	90,000	0.00	10,673.13	10,673.13	12%	79,326.87	88%
Station Supplies	40,000	0.00	3,712.09	3,712.09	9%	36,287.91	91%
Fuel	98,000	0.00	6,057.62	6,057.62	6%	91,942.38	94%
Utilities	50,000	0.00	7,802.72	7,802.72	16%	42,197.28	84%
Professional Services	100,000	0.00	8,499.51	8,499.51	8%	91,500.49	92%
Membership Dues & Subscriptions	20,000	0.00	2,199.17	2,199.17	11%	17,800.83	89%
Travel Expenses	40,000	0.00	0.00	0.00	0%	40,000.00	100%
Training	85,000	0.00	4,749.14	4,749.14	6%	80,250.86	94%
Office Supplies	20,000	0.00	271.83	271.83	1%	19,728.17	99%
Food	5,000	0.00	0.00	0.00	0%	5,000.00	100%
Fire Prevention	25,000	0.00	11.78	11.78	0%	24,988.22	100%
Apparatus Tools, Equipment & Hose	85,000	0.00	13,768.83	13,768.83	16%	71,231.17	84%
Extractors	30,000	0.00	0.00	0.00	0%	30,000.00	100%
Totals	3,060,054	0.00	501,631.90	501,631.90	16%	2,558,422.10	84%

1st month of fiscal year - average = 8.33%

**NORTH CENTRAL FIRE PROTECTION DISTRICT
WAGES, BENEFITS, POB AND FUND EXPENDITURES
BUDGET - TO - ACTUAL
JULY 2020 - JUNE 2021**

Wages, Benefits and POB	Fiscal Year 2020 - 2021 Budget	Activity thru 07/01/20	Jul-20	YTD Total	% of Budget Used	Budget Remaining	% of Budget Remaining
Current Board Wages and Benefits	61,805	0.00	4,862.95	4,862.95	8%	56,942.05	92%
Prior Board Member Benefits	4,710	0.00	417.25	417.25	9%	4,292.75	91%
Surviving Spouse Benefits	11,064	0.00	912.08	912.08	8%	10,151.92	92%
Employee Wages and Benefits	5,949,253	0.00	473,463.49	473,463.49	8%	5,475,789.51	92%
Total Wages, Benefits and POB	6,026,832	0.00	479,655.77	479,655.77	8%	5,547,176.23	92%
Fund Expenditures per Budget							
Weed Abatement	25,000	0.00	1,626.65	1,626.65	7%	23,373.35	93%
Work at Station 59	250,000	0.00	0.00	0.00	0%	250,000.00	100%
VHF Station Radios	15,000	0.00	0.00	0.00	0%	15,000.00	100%
District Match on Grants	71,635	0.00	0.00	0.00	0%	71,635.00	100%
Miscellaneous Expenditures - Capital	10,000	0.00	0.00	0.00	0%	10,000.00	100%
Landscaping at Station 55	25,000	0.00	0.00	0.00	0%	25,000.00	100%
Station Signs	20,000	0.00	0.00	0.00	0%	20,000.00	100%
Canopy Covers	20,000	0.00	0.00	0.00	0%	20,000.00	100%
Furniture and Equipment for Classrooms	60,000	0.00	5,047.51	5,047.51	8%	54,952.49	92%
Overhead Door Replacement (2)	15,000	0.00	0.00	0.00	0%	15,000.00	100%
Miscellaneous Expenditures - Building	10,000	0.00	0.00	0.00	0%	10,000.00	100%
Total Fund Expenditures	521,635	0.00	6,674.16	6,674.16	1%	514,960.84	99%

NORTH CENTRAL FIRE PROTECTION DISTRICT
REVENUE AND REIMBURSEMENTS
BUDGET - TO - ACTUAL
JULY 2019 - JUNE 2020

Revenue	Fiscal Year 2019 - 2020 Budget	Activity thru 5/31/20	Jun-20	YTD Total	% of Budget Received	Over (Under) Estimate	%
Property Taxes	9,421,121	9,058,624.80	491,560.08	9,550,184.88	101%	129,063.88	1%
Interest (County Investment Pool)	85,000	61,395.78	18,602.74	79,998.52	94%	(5,001.48)	-6%
Fees, Permits and Plan Checks	65,000	59,153.75	15,704.25	74,858.00	115%	9,858.00	15%
Ambulance Station Lease	17,388	15,939.00	2,898.00	18,837.00	108%	1,449.00	8%
Tower Rental	29,040	25,215.50	2,402.00	27,617.50	95%	(1,422.50)	-5%
Weed Abatement Assessment	16,000	15,542.45	763.28	16,305.73	102%	305.73	2%
Fresno City College ISA Training	27,542	2,952.60	0.00	2,952.60	11%	(24,589.40)	-89%
Miscellaneous Income	1,500	2,664.30	227.83	2,892.13	193%	1,392.13	93%
Revenue Totals	9,662,591	9,241,488.18	532,158.18	9,773,646.36	101%	111,055.36	1%
Reimbursable Items		Activity thru 5/31/20	Jun-20	YTD Totals			
Ambulance Station Lease Utility Reimb.		6,335.77	993.56	7,329.33			
Reimbursement Totals		6,335.77	993.56	7,329.33			

NORTH CENTRAL FIRE PROTECTION DISTRICT
 REVENUE AND REIMBURSEMENTS
 BUDGET - TO - ACTUAL
 JULY 2020 - JUNE 2021

Revenue	Fiscal Year 2020 - 2021 Budget	Activity thru 07/01/20	Jul-20	YTD Total	% of Budget Received	Over (Under) Estimate	%
Property Taxes	9,752,521	0.00	0.00	0.00	0%	(9,752,521.00)	-100%
Interest (County Investment Pool)	80,000	0.00	1,809.49	1,809.49	2%	(78,190.51)	-98%
Fees, Permits and Plan Checks	65,000	0.00	12,462.50	12,462.50	19%	(52,537.50)	-81%
Ambulance Station Lease	17,388	0.00	0.00	0.00	0%	(17,388.00)	-100%
Tower Rental	29,910	0.00	2,402.00	2,402.00	8%	(27,508.00)	-92%
Weed Abatement Assessment	26,000	0.00	0.00	0.00	0%	(26,000.00)	-100%
Fresno City College ISA Training	20,000	0.00	34,256.95	34,256.95	171%	14,256.95	71%
Miscellaneous Income	1,500	0.00	0.00	0.00	0%	(1,500.00)	-100%
Revenue Totals	9,992,319	0.00	50,930.94	50,930.94	1%	(9,941,388.06)	-99%
Reimbursable Items		Activity thru 7/01/20	Jul-20	YTD Totals			
Ambulance Station Lease Utility Reimb.		0.00	0.00	0.00			
Reimbursement Totals		0.00	0.00	0.00			

**PG&E Comparison
2019 to 2020**

LOCATION	Jul-19	Jul-20	Difference
15850 W. Kearney:			
Acc# 7835118035 (Elect) - Kwh	\$ 402.83	\$ 115.66	\$ (287.17)
Acc# 7835118040 (Gas) - Therms	\$ 113.83	\$ 101.73	\$ (12.10)
MONTHLY TOTALS	\$ 516.66	\$ 217.39	\$ (299.27)
806 S. Garfield:			
Acc# 7835118045 (Elect) - Kwh	\$ 4.54	\$ 13.95	\$ 9.41
Acc# 7835118050 (Gas) - Therms	\$ 35.47	\$ 49.54	\$ 14.07
MONTHLY TOTALS	\$ 40.01	\$ 63.49	\$ 23.48
4555 N. Biola:			
Acc# 2283032025 (Elect) - Kwh	\$ (11.00)	\$ 7.12	\$ 18.12
Acc# 2283032030 (Gas) - Therms	\$ 36.38	\$ 34.62	\$ (1.76)
MONTHLY TOTALS	\$ 25.38	\$ 41.74	\$ 16.36
7285 W. Shields:			
Acc# 6632517005 (Elect) - Kwh	\$ 1,110.45	\$ 1,745.93	\$ 635.48
Acc# 7835118025 (Shop) - Kwh	\$ 118.46	\$ 142.42	\$ 23.96
Acc# 7835118020 (yrd lite) - Kwh	\$ 12.42	\$ 11.78	\$ (0.64)
Acc# 7835118030 (Gas) - Therms	\$ 37.73	\$ 56.17	\$ 18.44
MONTHLY TOTALS	\$ 1,279.06	\$ 1,956.30	\$ 677.24
1709 W. Bullard:			
Acc# 2283033680 (Elect) - Kwh	\$ 66.56	\$ 29.19	\$ (37.37)
Acc# 2283032877 (Gas) - Therms	\$ 27.00	\$ 16.46	\$ (10.54)
MONTHLY TOTALS	\$ 93.56	\$ 45.65	\$ (47.91)
TOTALS BY MONTH	\$ 1,954.67	\$ 2,324.57	\$ 369.90

**PG&E Comparison
2019 to 2020**

LOCATION	Jul-19	Jul-20	Difference
15850 W. Kearney:			
Acc# 7835118035 (Elect) - Kwh	no data	no data	
Acc# 7835118040 (Gas) - Therms	85	71	(14)
806 S. Garfield:			
Acc# 7835118045 (Elect) - Kwh	3,117	2,965	
Acc# 7835118050 (Gas) - Therms	27	32	5
4555 N. Biola:			
Acc# 2283032025 (Elect) - Kwh	5,563	4,509	
Acc# 2283032030 (Gas) - Therms	20	19	(1)
7285 W. Shields:			
Acc# 6632517005 (Elect) - Kwh	4,611	6,484	1,873
Acc# 7835118025 (Shop) - Kwh	442	527	85
Acc# 7835118020 (yrd lite) - Kwh	31	10	(21)
Total Kwh current month	5,084	7,021	1,937
Acc# 7835118030 (Gas) - Therms	21	38	17
1709 W. Bullard:			
Acc# 2283033680 (Elect) - Kwh	192	38	(154)
Acc# 2283032877 (Gas) - Therms	19	8	(11)

**NORTH CENTRAL FIRE PROTECTION DISTRICT
BOARD OF DIRECTORS
REGULAR BOARD MEETING
THURSDAY, JULY 23, 2020
5:30 P.M.
MINUTES**

Per Executive Order N-25-20, which allows local and state legislative bodies to hold meetings via teleconference and to make meetings accessible electronically," this Regular Meeting will be held via conference call and can be accessed as follows:

Please call: (669) 900-6833. Follow all prompts. To access the call, you will need to enter the ID number 367 059 9607. The public may participate in the meeting as otherwise permitted under the Brown Act by calling into this number.

1. CALL TO ORDER

District Board Chair Mr. Ken Abrahamian called the meeting to order at 5:35 p.m.

Roll Call

Board Members Present: Mrs. Cheryl Belluomini, Mr. Rusty Nonini, Ms. Amanda Souza and Mr. Ken Abrahamian. Mr. Michael Foglio joined the meeting at 5:45 p.m. during item number six.

Also present were Fire Chief Tim Henry, Mr. Ken Price and Mr. Joe Barcelos.

2. INVOCATION

The invocation was led by Pastor Javier Garza.

3. PUBLIC COMMENTS

There were no public comments

4. CONSENT AGENDA

A. Consideration and Approval of Disbursements List for June 2020

B. Review and Acceptance of Monthly Financial Reports

1) Budget Variance Report: YTD Expenses Compared to Budget

2) PG&E Report

Mr. Abrahamian asked the District Board and members of the public if there were any items on the Consent Agenda they would like to pull from the agenda for discussion or questions. There were no items pulled so Mr. Abrahamian called for a motion.

Motion: To approve the Consent Agenda as presented.

Moved by: Mrs. Belluomini, second by Ms. Souza

Mr. Abrahamian:	Mrs. Belluomini:	Mr. Foglio:	Mr. Nonini:	Ms. Souza:	Vote:
Aye	Aye	Absent	Aye	Aye	4/0

5. APPROVAL OF MINUTES

A) Minutes of the Regular Board Meeting of June 25, 2020.

There were no questions or comments.

Motion: To approve the minutes of the Regular Board Meeting of June 25, 2020 as presented.

Moved by: Mrs. Belluomini, second by Mr. Nonini.

Mr. Abrahamian:	Mrs. Belluomini:	Mr. Foglio:	Mr. Nonini:	Ms. Souza:	Vote:
Aye	Aye	Absent	Aye	Aye	4/0

6. FIRE CHIEF REPORT

A) Fire Incident/Fire Prevention Reports for June

Chief Henry called the District Board’s attention to the June incident summary report. He reported the District responded to 314 calls and that a three-year comparison of calls for the month of June has been added to the report. He pointed out the number of calls in June of 2020 is considerably lower than the number of calls in June of 2018 and 2019. Chief Henry asked the District Board if they had any questions.

B) Community Development Block Grant Application

Chief Henry informed the District Board that the Community Development Block Grant (CDBG) program application period has started. He stated next month the process to approve the District’s participation in the grant program will come back to the Board for your approval.

C) Station 55 Parking Renovation Project

Chief Henry updated the District Board on the parking renovation project. He reported the block wall, parking lot and portable classroom are completed. He stated we actually started our fire academy in the classroom last week and pointed out the photos in the board packets of the completed project.

D) Firefighter Academy

Chief Henry called the District Board’s attention to the memo in their packet listing all six of the new firefighters as well as their photos attached to the memo page. He stated all six are graduates of Fresno City College Academy and all six of them have been interns with the District.

7. ADJOURNMENT INTO CLOSED SESSION

- A) “Conference with Legal Counsel – Anticipated Litigation – Significant exposure to litigation pursuant to (2) of subdivision (d) of Section 54956.9: No. of cases 1”

Report from Closed Session: No action to report

8. CONSIDERATION OF INSURANCE CLAIM AGAINST DISTRICT

- A) Action item - Consideration of Claim and Authorization to refer matter to District’s Insurance Carrier, Fire Agencies Insurance Risk Authority (FAIRA), Claimant Amy J. Winter, Fresno California.**

Mr. Abrahamian asked the District Board and members of the public if they had any questions or comments. There were no questions or comments so Mr. Abrahamian called for a motion.

Motion: To reject the subject claim and refer it to the District's insurance company (FAIRA) for further action.

Moved by: Mr. Abrahamian, second by Mrs. Belluomini.

Mr. Abrahamian: Mrs. Belluomini: Mr. Foglio: Mr. Nonini: Ms. Souza: Vote:
Aye Aye Aye Aye Aye 5/0

9. PUBLIC HEARING FOR WEED ABATEMENT AND LIST OF ABATEMENT NOTICES

A) Action item – Conduct Public Hearing

Mr. Abrahamian opened the floor for the Public Protest Hearing for public comments on the 2020 weed abatement season at 6:20 p.m.

There were no comments

Mr. Abrahamian closed the floor for the Public Protest Hearing for public comments on the 2020 weed abatement season at 6:22 p.m.

B) Review the List of Notices - Information only.

There were no questions or comments regarding this month's list of notices.

10. RESOLUTION NO. 20-07 – WEED ABATEMENT TAX ROLL ASSESSMENT

A) Action item – Consider and adopt Resolution No. 20-07 to place weed abatement charges on the tax roll for the 2020-2021 fiscal year.

Chief Henry called the District Board's attention to the photographs included in the board packet of the before and after photos of the abated properties. He gave the District Board a few minutes to look through the photos. Chief Henry reported seventy-one (71) properties were assigned to the District's abatement contractor. By the time our contractor arrived to most of the lots, the lots had been abated by the property owner or he could not access some of the properties and twenty-seven (27) properties were abated.

Mr. Barcelos described the process to place the abatement charges on the County tax rolls which starts with adopting Resolution No. 20-07 and recording the resolution with the County Recorder's office.

After Chief Henry and Mr. Barcelos answered a few questions, Mr. Abrahamian called for a motion.

Motion: To adopt Resolution No. 20-07 to add weed abatement charges to the 2020-21 Fresno County Tax Roll.

Moved by: Mr. Abrahamian, second by Mr. Foglio.

Mr. Abrahamian: Mrs. Belluomini: Mr. Foglio: Mr. Nonini: Ms. Souza: Vote:
Aye Aye Aye Aye Aye 5/0

11. AUDIT SERVICE PROPOSALS

A) Action item – Consider and approve one of the proposals submitted to provide audit services for the District.

Mr. Barcelos reported the District received three proposals from local audit firms. He called the District Board’s attention to the list of proposals and mentioned a copy of all the proposals are in the board packets.

Mr. Barcelos answered a few questions about the audit firms and the requirement that restricts District’s from having the same auditor for more than six years. After some discussion it was the consensus of the District Board to select Sampson, Sampson and Patterson to provide audit services for the District.

Motion: To select the proposal submitted by Sampson, Sampson and Patterson to provide audit services for the District.

Moved by: Mr. Abrahamian, second by Mr. Nonini.

Mr. Abrahamian: Mrs. Belluomini: Mr. Foglio: Mr. Nonini: Ms. Souza: Vote:
Aye Aye Aye Aye Aye 5/0

12. BOARD MEMBER COMMENTS/REPORTS

13. ANNOUNCEMENTS

A) Next Regular Board Meeting: Thursday, August 27, 2020 at 5:30 p.m.

14. ADJOURNMENT

Motion: To adjourn the meeting at 6:37 p.m.

Moved by: Mr. Abrahamian, second by Mr. Nonini.

Mr. Abrahamian: Mrs. Belluomini: Mr. Foglio: Mr. Nonini: Ms. Souza: Vote:
Aye Aye Aye Aye Aye 5/0

Amanda Souza, Board Secretary
North Central Fire Protection District

Date

July Incident Summary ****Summary data differs from board report due to FFD reporting delays**

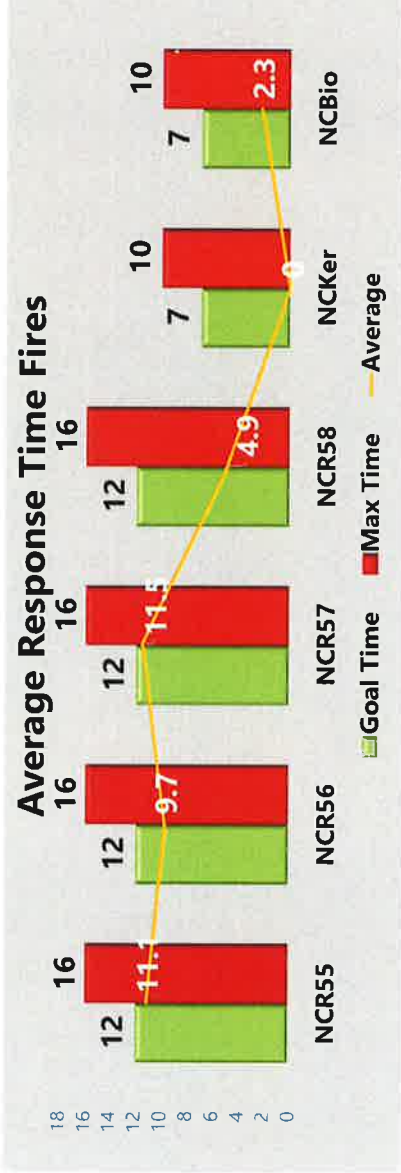
405 Total Calls

**Fire/Other
44%**

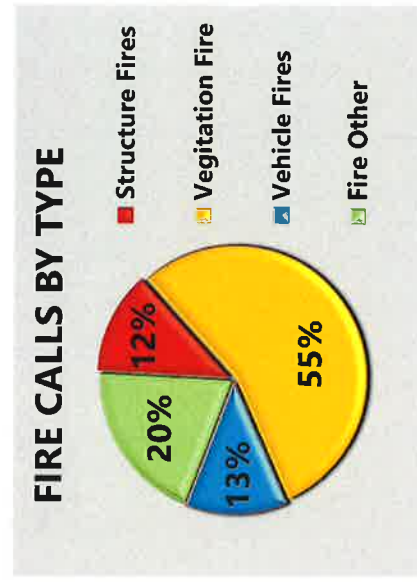
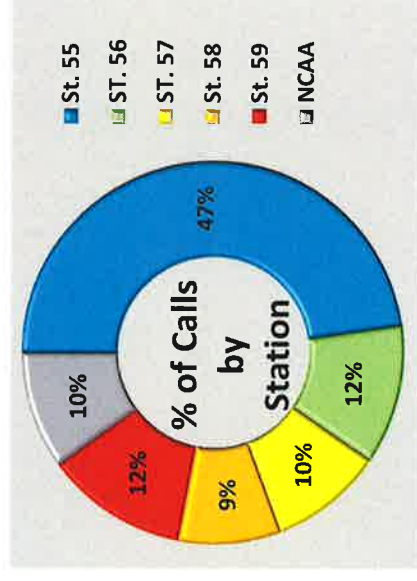
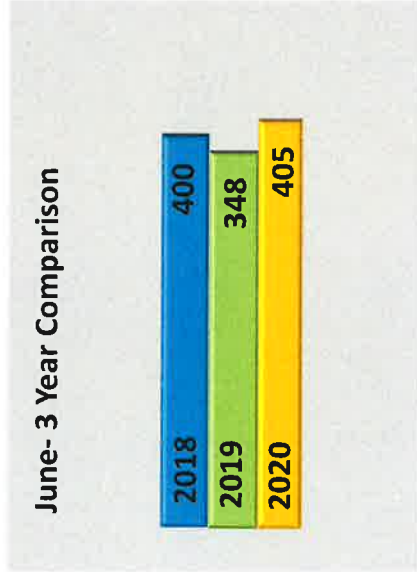
40 Fire Call Types
139 Other Call Types

**EMS/Rescue
56%**

226 EMS/Rescue Call Types



TOTAL VALUE OF ALL INCIDENTS
\$1,593,550 **VS** **\$176,450**
 DOLLAR LOSS



District Overall Fire Investigation Statistics for July 2020

INVESTIGATIONS BY TYPE



- Structure Fires
- Vegetation Fire
- Vehicle Fires

COST RECOVERY
\$0.00



DOLLAR LOSS

\$5,500.00

0 Injuries

0 Fatalities

Hours Spent on Investigations

12

6 Field Hours

6 Office Hours


STATUS OF CASE

0 - Open

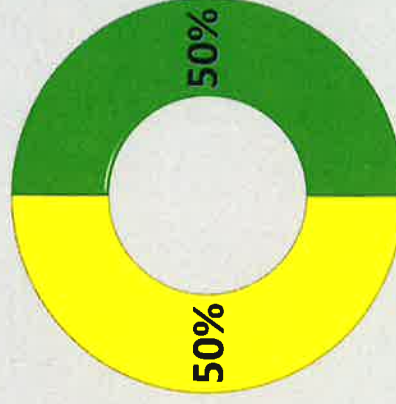
2 - Closed

0 - Criminal

INVESTIGATION COUNT PER MONTH 2020 YR



PERCENT OF INVESTIGATIONS BY 1ST IN STATION



- Station 55
- Station 56
- Station 57
- Station 58
- Station 59



NORTH CENTRAL FIRE PROTECTION DISTRICT

Board of Directors: Ken Abrahamian • Cheryl Belluomini

Michael Foglio • Rusty Nonini • Amanda Souza

Fire Chief: Timothy V. Henry, CFO, EFO

Fire Headquarters

15850 W. Kearney Boulevard

Kerman, California 93630-9335

(559) 275-5531 • FAX (559) 846-3788

www.northcentralfire.org

MEMORANDUM

TO: North Central Board of Directors

FROM: Timothy Henry, Fire Chief

DATE: August 27, 2020

SUBJECT: FCC Internship Program Update

The District has had twenty-three (23) Student Interns (SI) from Fresno City College fully functioning as a firefighter for the District over the course of our first year.

- Ten (10) of the SI started in our original employee orientation academy in June 2019 and began upstaffing the District's minimum staffing levels on each shift, spanning the 2019 Summer and Fall semesters.
- In the FCC's Spring semester of 2020, the District added seven (7) additional SI, as some of the original interns had terminated their internship of fulltime work opportunities.
- In the FCC's Summer semester of 2020, the District added six (6) additional SI, at approximately the same time six (6) of our original interns were hired as Limited Term Firefighters to temporarily fill District vacancies and for seasonal wildland firefighter positions.

Total FCC intern staffing hours in the 2019 year was 6,204, and in the first seven (7) months in 2020, the total hours are 2,918. Total FCC Student Internship hours from the beginning of the program is 9,122. This is the equivalent of upstaffing or hiring a 4th firefighter on an engine company (3 full-time firefighters).

One additional benefit to this program is that all six (6) new Firefighter Trainees have participated in the District's SI program.



NORTH CENTRAL FIRE PROTECTION DISTRICT

Board of Directors: Ken Abrahamian • Cheryl Belluomini

Michael Foglio • Rusty Nonini • Amanda Souza

Fire Chief: Timothy V. Henry, CFO, EFO

Fire Headquarters

15850 W. Kearney Boulevard

Kerman, California 93630-9335

(559) 275-5531 • FAX (559) 846-3788

www.northcentralfire.org

MEMORANDUM

TO: North Central Board of Directors

FROM: Timothy Henry, Fire Chief

DATE: August 27, 2020

SUBJECT: OES/CFAA Deployment(s) Update

The following are deployments of District resources under the California Fire Assistance Agreement (CFAA) through the California Office of Emergency Services (OES);

- **MINERAL INCIDENT:** 7/14-22/20 Order # CA-FKU-010219 Req# E-31
 - Patrol Unit 55
 - Personnel reimbursement: \$22,045.41
 - Apparatus reimbursement: \$16,140.00
 - Administrative Cost (10%): \$ 3,818.54
 - Total reimbursement: \$42,003.95

This wildland incident occurred in Fresno County west of the City of Coalinga. Fire burned 29,667 acres.

- **GOLD INCIDENT:** 7/22-29/20 Order # CA-LMU-003917 Req# E-124
Task Force XFR 5003 included Patrol Unit 55, was reassigned from the Mineral Incident to the new incident in McArthur California (Lassen/Modoc Counties). This incident burned 22,634 acres. The District is waiting on the Emergency Activity Calculation Record from OES, for reimbursement.
- **TRIMMER INCIDENT:** 8/3-4/20 Order # CA-SNF-001160 Req# E-17.4
Strike Team XFR 5003F included Patrol Unit 55. The strike team was assigned to the Trimmer Incident on the Sierra National Forest, near Trimmer Springs, CA. The District is waiting on the Emergency Activity Calculation Record from OES, for reimbursement. This fire was contained at 594 acres and no structures lost.
- **RIVER INCIDENT:** 8/16/20 (Still Assigned) Order # CA-BEU-004024 Req# E-29
Strike Team XKI 5025F included Patrol Unit 55. The strike team was assigned to the River incident Salinas, CA on San Benancio Road. As of 8/19/20 reported to be 33,653 acres, 6 homes destroyed, and 7% containment.

- **JONES INCIDENT:** 8/18/20 – 8/21/20 Order # CA-NEU-019231 Req# E70.3 Strike Team XTU 5179B included Engine 56 with 3-person staffing. The strike team was assigned to the Jones incident in Nevada City, CA. The District is waiting on the Emergency Activity Calculation Record from OES, for reimbursement.
- **CZU AUG LIGHTNING INCIDENT:** 8/21/20 (Still Assigned) CA-CZU-005205 Req# E-276. Strike Team XTU 5179B included Engine 56 was reassigned from the Jones Incident to the CZU August Lightning Complex. The fire is in various locations across San Mateo and Santa Cruz Counties and reported to be over 50,000+acres, 64,600 people evacuated from their homes.

FRESNO CITY COLLEGE BURN TRAILER





NORTH CENTRAL FIRE PROTECTION DISTRICT

Board of Directors: Ken Abrahamian • Cheryl Belluomini

Michael Foglio • Rusty Nonini • Amanda Souza

Fire Chief: Timothy V. Henry, CFO, EFO

Fire Headquarters
15850 W. Kearney Boulevard
Kerman, California 93630-9335
(559) 275-5531 • FAX (559) 846-3788
www.northcentralfire.org

MEMORANDUM

TO: North Central Board of Directors

FROM: Timothy Henry, Fire Chief

DATE: August 27, 2020

SUBJECT: CDBG Public Hearing

The County of Fresno (County) receives an annual allocation of Community Development Block Grant (CDBG) funds to be used to fund public facility, infrastructure improvement and purchase of equipment. The application submission process is open and the District has the opportunity to submit an application for a new Type III Fire Engine for the Biola station and surrounding area of the District. A Type III Fire Engine is better designed for rural communities because of its versatility, maneuverability, and off-road capabilities.

One of the first steps required in the application process is to have a public hearing so interested individuals in the community have the opportunity to participate in the process. A public notice has been published in the Kerman News to announce the public hearing; and notices were posted on the District's website, in the display case at Station 55, at the Biola Community Service District, the Biola Post Office, at the City of Kerman, on social media, and it was announced on station 104.3 KJOI, the radio station using the Biola radio tower.

Recommended Action: Conduct Public Hearing for the CDBG grant program.

WILDLAND MODEL 34



Boise Mobile Equipment's wildland fire apparatus are designed and manufactured to meet the utmost durability and performance standards. BME collaborated with CAL FIRE to develop and build the next generation of wildland engines. Tubular construction and custom, innovative designs make BME engines the safest and highest performing on the market.

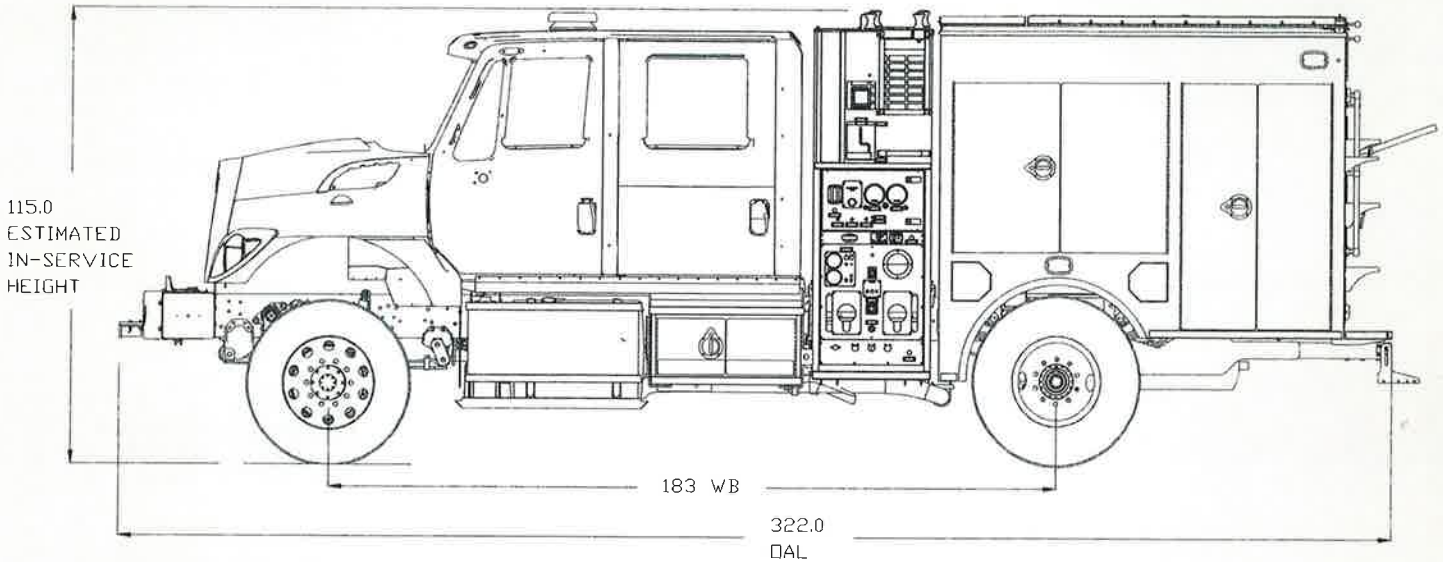
WILLING TO DO WHAT OTHERS WON'T. ABLE TO DO WHAT OTHERS CAN'T.

BMEFIRE.COM
(800) 445-8342
#WEAREWILDLAND



SPECS

SAFETY, PERFORMANCE, AND QUALITY



International® 7400, 4 Door, Single Axle, 4x4
Cummins® ISL 350 HP Engine
Allison® 3000 Transmission
Darley® JMP 500, 2-Stage Pump
Darley® 1 ½ AGE Auxiliary Pump
24 HP Kubota® D902 Diesel, Water Cooled
Hannay® Hose Reel with Electric Rewind
Welded Steel Body Construction

UPF® 500 Gallon Poly Water Tank
20 Gallon Foam Cell
FoamPro® 1600 Foam System
Pump & Roll Capabilities with Auxiliary Pump
Stainless Steel TIG-Welded Plumbing
Aluminum Door Construction
Custom Fabricated Center Console
Whelen® Emergency Lighting Package

CONTACT A SALES REPRESENTATIVE FOR MORE INFORMATION



BOISE
MOBILE EQUIPMENT

CONTACT

5656 W MORRIS HILL RD, BOISE, IDAHO 83706
TOLL FREE: (800) 445-8342 | LOCAL: (208) 338-1444
BMEFIRE.COM | SALES@BMEFIRE.COM

LEARN



Specifications, images, and descriptions are subject to change without notification. Images may not include all standard features, and may include optional equipment and accessories. See your BME sales representative for more information.



NORTH CENTRAL FIRE PROTECTION DISTRICT

Board of Directors: Ken Abrahamian • Cheryl Belluomini

Michael Foglio • Rusty Nonini • Amanda Souza

Fire Chief: Timothy V. Henry, CFO, EFO

Fire Headquarters

15850 W. Kearney Boulevard

Kerman, California 93630-9335

(559) 275-5531 • FAX (559) 846-3788

www.northcentralfire.org

MEMORANDUM

TO: North Central Board of Directors

FROM: Timothy Henry, Fire Chief

DATE: August 27, 2020

SUBJECT: Resolution No. 20-08 Approving District's CDBG Participation

Now that the public hearing has been conducted, the next step in the CDBG application process is to adopt a resolution approving participation in the CDBG grant program.

The allocation received by the County of Fresno is for public improvement or equipment purchases for unincorporated communities with low-moderate income. Four disadvantaged unincorporated communities have been identified in the District as meeting the low-moderate income level required to apply for funds through the CDBG grant program.

Attached is an updated (August 6, 2020) redline section of Appendix B-2 of the Fresno County 2000 General Plan Policy Document regarding Disadvantaged Unincorporated Communities in Fresno County. This section of Appendix B-2 lists the four disadvantaged unincorporated communities in the District. The four disadvantaged unincorporated communities in the District are:

- Ashlan Avenue Community located at the northwest corner of Ashlan Avenue and Chateau Fresno Avenue. It consists of eighteen (18) parcels and is approximately fifty-seven (57) acres. More information about this community can be found on page four of attached Appendix B-2.
- Biola Community located near the southeast corner of Shaw Avenue and Howard Avenue. It includes 335 parcels and is approximately 242 acres. More information can be found on page eight of Appendix B-2.
- Church Avenue/Floyd Avenue Community located at the intersection of Church and Floyd Avenue. This community consists of forty-four (44) parcels and is approximately thirty-six (36) acres. This community is described in more detail on what is marked as page forty-nine (49) of Appendix B-2.
- Madera Avenue Community located on Madera Avenue between North and Jensen Avenues. It consists of 27 parcels and is approximately 22 acres. More information on this community can be found on what is marked as page 169 of Appendix B-2.

The CDBG application will be for the funding of a new Type III Fire Engine for Biola and the other disadvantaged unincorporated areas of the District just listed. If the application is approved, the District could receive grant funds up to \$250,000 to use to purchase the new Type III Fire Engine. The deadline to submit an application is August 31, 2020.

Resolution No. 20-08 is to approve the application for CDBG funds and authorize the District's Fire Chief to sign and submit the grant application. Attached for the District Board's review is Resolution No. 20-08.

Recommended Board Action: Consider and adopt Resolution No. 20-08 authorizing the Fire Chief to sign and submit a CDBG application on behalf of the District

Appendix B-2

**Fresno County 2000 General Plan
Policy Document**

Disadvantaged Unincorporated Communities SB 244

County of Fresno

Redline document changes August 6, 2020

Table of Contents

Introduction/DUC Identification Method	Page	1
DUC Service Profiles	Page	3
Ashlan Avenue Community	Page	4
Biola Community	Page	8
Britten/Cherry Avenue	Page	16
Burrel Community	Page	22
Camden Avenue Community	Page	27
Carillo Avenue Community	Page	34
Caruthers	Page	38
Chestnut Avenue/Shady Lakes	Page	45
Church/Floyd Avenues	Page	49
Cornelia/Floral Avenues	Page	54
CSA 30/EI Porvenir	Page	59
CSA 32/Cantua Creek	Page	65
CSA 39 Zone A	Page	71
CSA 39 Zone B/West Park	Page	77
CSA 43/Raisin City	Page	87
CSA 49/O'Neill Farms/Westside	Page	97
Del Rey	Page	105
East Adams Avenue	Page	112
Easton	Page	114
Five Points	Page	123
Flamingo Mobile Home Community	Page	130
Hayes Road/Perrin Colony	Page	136
Hughes/Magnolia Avenues	Page	143
Lanare	Page	146
Laton	Page	152
Lost Hills	Page	160
Madera Avenue	Page	164
Malaga	Page	168
Monmouth Community	Page	175
Parlier/Elm Avenue	Page	181
Riverdale	Page	184
Russell Avenue	Page	195
Tombstone Territory	Page	200
Tranquillity	Page	207
Whitesbridge	Page	217
Yuba Avenue	Page	220
Table 1 – DUC Identification	Page	225
Figure 1 – Location Map	Page	226
Figure 1a – NW County DUCs	Page	227
Figure 1b – SW County DUCs	Page	228
Figure 1c – North County DUCs	Page	229
Figure 1d – South County DUCs	Page	230
Infrastructure Analysis – Water	Page	231
Infrastructure Analysis – Wastewater	Page	235

Table of Contents

Infrastructure Analysis – Stormwater	Page	236
Infrastructure Analysis – Fire Protection	Page	238
Potential Funding Sources	Page	241
Key Terms	Page	252
References	Page	253



Disadvantaged Unincorporated Communities – County of Fresno 2020

Senate Bill 244 (SB244) requires counties to identify and describe the disadvantaged unincorporated communities (DUCs) within the county except for unincorporated areas within cities' spheres of influence (SOI), on or before the due date for each subsequent revision of its housing element. The descriptions must include an analysis of water, wastewater, storm drainage and structural fire protection needs or deficiencies for each of the DUCs and identify potential funding mechanisms that could resolve those deficiencies (Alex, 2013).

SB 244 defines a DUC as a place that meets the following criteria:

- Contains 10 or more dwelling units in close proximity to one another; and
- Is a legacy community in which the median household income is 80 percent or less than the statewide median household income.

Legacy communities are geographically isolated communities that are inhabited and have existed for more than 50 years (Alex, 2013).

DUC IDENTIFICATION METHODOLOGY

SB 244 describes the general characteristics of DUCs but does not provide specific guidance on how to identify them. To assist local governments in addressing the requirements of SB 244, the Governor's Office of Planning and Research (OPR) published a technical advisory memo in February 2013. The memo recommends data sources for identifying the income status of communities and mapping sources for identifying "communities" as defined by SB 244. It also referenced methodological guidance prepared by PolicyLink in collaboration with California Rural Legal Assistance. Based on the guidance provided by OPR and PolicyLink, the County identified DUCs in the Fresno County area by focusing on a combination of income status and parcel density (Alex, 2013).

LOW INCOME STATUS

The County identified unincorporated communities that were 80 percent below the statewide median household income (MHI). The County used Disadvantaged Communities shapefiles from the California Environmental Protection Agency (SB 535), Census Block Groups, and Census Designated Places (CDP). The shapefile income data was based on the American Community Survey (ACS) 5-Year: 2013 - 2017 Census. During 2013 - 2017, the statewide median household income was \$71,805 (United States Census Bureau, 2019a).

PARCEL DENSITY

- The County selected parcels that were outside of the spheres of influence of the fifteen County of Fresno cities for the study.
- The County focused on groupings of parcels that approximate the density of suburban and urban communities, with parcels that are small and close together defining what constitutes suburban or urban development.
- To estimate density, the County calculated the number of parcels per square mile to identify development clusters similar in density to existing Census Designated Places (CDPs).



Disadvantaged Unincorporated Communities – County of Fresno 2020

- The County calculated parcel densities using the centroid (or middle point) of each parcel. The County extracted the XY coordinates from the Fresno Parcel geodatabase layer and created a new point layer from them.
- The County then calculated parcel density using the ArcGIS spatial analyst kernel density tool. As a benchmark, the County relied on a density calculation methodology from the Community Equity Initiative (CEI) (Flegal, Rice, Mann, & Tran, 2013) to establish a minimum threshold value for community density. This calculation was based on the developed portion(s) of CDPs, which often have large undeveloped areas. Based on this methodology, the County selected unincorporated areas that were at least as dense as current Fresno County CDPs (approximately 250 parcels per square mile), which is consistent with CEI findings.
- Some very small rural communities (e.g. Camden Avenue Community, East Adams Avenue Community) were not identified based purely on the GIS-based methodology, so the County used Google Earth and the centroid density layer to identify other areas that had 10 or more dwelling units in close proximity (per the Government Code definition of DUCs).

COMBINING THE DATA

- After identifying areas that met the density threshold, the County added the low-income data layer to these areas. The County then selected the areas that met both the density and low-income thresholds and created a new shapefile identifying the DUCs.
- Figures 1 and 2 show the results of this methodology. If a DUC did not have a known name, the County assigned the DUCs a name based on associated CDPs. For communities outside of CDPs, the County used nearby roadway names or numbered County Service Areas as identifiers.
- The results of the initial analysis were verified by using the Density-based Clustering tool in ArcGIS for both parcel density and address point density, and heat map visualization. With these tools, density was reanalyzed using 50 units per half-mile and 25 units per quarter-mile, to prevent anomalies in the analysis resulting from very large parcels in the western side of the County and resulted in the identification of six additional DUCs beyond the 30 previously identified with the methodology.

COMMUNITIES IDENTIFIED

All the DUCs that the County identified are Legacy Communities, as defined by SB 244. Many of the communities fall within CDP boundaries and are identified accordingly. Table 1 lists the DUCs in the Fresno County area by size (in acres) and the number of parcels in each community. Figure 1 shows the County-wide distribution of DUCs and Figures 1a through 1d show DUCs in the northwest, southwest, central, and southcentral areas of the County respectively.

The analysis utilized to determine communities was undertaken in part to capture areas that may have not been designated by an historic place name. There are several areas and identified places in Fresno County that, although may have historic significance, do not meet all the criteria to be considered a DUC legacy community.



Disadvantaged Unincorporated Communities – County of Fresno 2020

Some examples include the communities of Friant, Centerville, Auberry, Tollhouse and Meadow Lakes. These communities did not meet the lower income thresholds and/or fall within the PolicyLink methodology. Other identified places such as Bretz Mill, Dora Belle, Ockenden and Wildflower are now portions of the larger Shaver Lake community and exceed income level thresholds for DUC identification. Other communities, such as Helm, contain multiple residences on a single parcel as part of housing for farm labor operations, and thus did not achieve the density or parcellation to be identified as a DUC. Communities such as Rolinda didn't possess the density and generally had higher income levels. The communities of Calwa and Tarpey Village are located within the city spheres of influence of Fresno and Clovis respectively and were thus not part of the County's SB 244 analysis.

DUC SERVICE PROFILES

For each of the identified DUCs, County staff conferred with Fresno Local Agency Formation Commission (LAFCo), Community Services Districts (CSDs), County Service Area (CSA) administrator, CAL Fire and North Central Fire District to determine how water, wastewater, drainage, and fire protection services are provided. The Fresno LAFCo information was drawn primarily from Municipal Service Reviews (MSR) and SOI update reports. In addition, the County drew upon the findings of the 2013 Kings Basin Disadvantaged Communities Pilot Project Study (KBDAC) (California Department of Water Resources, 2013) to supplement Fresno LAFCo's findings. The KBDAC Study was a collaboration between the Kings Basin Water Authority (KBWA) and the California Department of Water Resources (DWR) that included extensive community outreach and partnering with key stakeholder groups, including California Rural Legal Assistance (CRLA) (California Department of Water Resources, 2013).

Regarding drainage in the identified DUCs that do not have drainage infrastructure in place, County staff conducted site visits during the spring of 2019 for any sign of standing water as well as examining the log book of the Road Maintenance and Operations of the Department of Public Works and Planning for any report of flooding received from community residence from residents during the winter of 2018-2019 or the spring of 2019 where Fresno County experienced average rainfall.

The following pages provide summaries of how each area is being served.



Disadvantaged Unincorporated Communities – County of Fresno 2020

1. ASHLAN AVENUE COMMUNITY

The Ashlan Avenue Community is located at the northwest corner of Ashlan Avenue and Chateau Fresno Avenue, and includes 18 parcels totaling approximately 57 acres (Fresno County Department of Public Works and Planning, 2019c).

The area is in Census Tract 41.

The Ashlan Avenue Community is not located within a census tract/block group unit that meets the MHI DUC threshold, but when applying the US Census ACS data, Ashlan Avenue Community meets the MHI DUC threshold. The US Census ACS five-year estimate reports indicate that Census Tract 41.00- Block Group 1 had an MHI of \$37,268 between 2006 and 2010 (United States Census Bureau, 2019).



Water – There is no community water system in place for this community. Private wells provide water to the residents of this area. During the past ten years, there has been one private well permit issued and one well reconnection (Fresno County Department of Public Health, 2019).

Wastewater – There is no community wastewater system in place for this community. Septic tanks are used by residents for wastewater disposal. There was one septic permit issued in relation to a replacement of a fire damaged single-family residence during the past ten years (Fresno County Department of Public Works and Planning, 2019a).

Drainage – There is no community storm drain system in place for this community. Unpaved road shoulders and/or adjacent agricultural lands absorb runoff from paved roads. No incident of flooding was reported during the winter of 2018 – 2019 or during the spring of 2019, which experienced average rainfall in the Fresno area (Fresno County Department of Public Works and Planning, 2019e; National Weather Service, 2019).

County staff conducted a community site visit on May 8, 2019. On Chateau Fresno, the presence of undeveloped drainage swales was noted, but other drainage infrastructure (curb and gutters, ponding basins, and sidewalks) were absent in the community. Staff noted there were no noticeable areas of erosion or potential for standing water. On Ashlan, no drainage swales were present nor were other drainage infrastructure (curb and gutters, ponding basins, and sidewalks) were absent in the community. Staff noted there were no noticeable areas of erosion or potential for standing water.

Fire – Fire protection is provided to this community by the North Central Fire Protection District. There are no fire service deficiencies in this community. The North Central Fire Protection District provides a full range of emergency services including fire prevention, fire suppression, emergency medical care, hazardous materials response, search and rescue response, emergency preparedness planning, and public education. The North Central Fire Protection District's current model of service is an enhanced level of service provided through the staffing of four fire stations with a total of 15 on-duty firefighters/Emergency Medical Technicians (EMTs). One fire station is located 1.8 miles from the Ashlan Avenue community, allowing a three-minute response time, and is equipped with one front line fire engine with pump capacity of 1,250 gallons per minute (gpm) and an 800-



Disadvantaged Unincorporated Communities – County of Fresno 2020

gallon water tank, one reserve fire engine with pump capacity of 1,250 gpm and a 750-gallon water tank, and one water tender that augments onsite water deficiencies (i.e. lack of fire hydrants) with a pump capacity of 1,250 gpm and a 3,000-gallon water tank (Fey, Flemming, Uc, & Lara. 2016a).

Service Deficits – The Ashlan Avenue Community has no identified service deficits. Well and septic replacement activity does not indicate high rates of failure. No incidents of severe flooding or drainage issues have been observed by County staff and there is no evidence that fire protection resources are deficient for this community. As the area is not designated or zoned for future intensive growth opportunities, there is no anticipation that the community will observe additional strain on its existing, albeit limited infrastructure.



Chateau Fresno Avenue looking North



Chateau Fresno Avenue looking South



Ashlan Avenue looking West



Ashlan Avenue looking West



2. BIOLA COMMUNITY

The Biola Community is located near the northwest corner of Shaw Avenue and Howard Avenue and includes 335 parcels in its residential/commercial core and the entire Community Services District boundary contains about 242 acres including industrial properties. The District has approximately 1,100 people except during harvest season (August through September), when the population rises to approximately 1,600 people (Fey, Flemming, & Hendricks, 2013).

The area is in Census Tract 41.

Water – Water is provided to this community by the Biola Community Service District through two groundwater wells with a hydro-pneumatic tank, electrical panel boxes, chlorine stations, and generators and pumps. The District contracts with California Water Services to maintain the water system (Fey, Flemming, & Hendricks, 2013). According to the February 2018 Biola Community Service District Project Update (Biola Water System Upgrade), the District has received approximately \$11.4 million in grants to fund water system upgrades. The project consists of new water lines, a new 500,000-gallon tank, upgrades to Well 4, meter replacement, wastewater treatment plant conversion (secondary treatment, solar system, and three monitoring wells), and a recharge basin (Yamabe & Horn Engineering Inc., 2017). According to the KBDAC Study, there are no water quality issues in Biola (California Department of Water Resources, 2013).



Wastewater – Wastewater services are provided to this community by the Biola Community Services District through a wastewater treatment plant. District infrastructure includes a seven-acre wastewater treatment plant, a generator, and five aeration ponds each with an aeration pump. The treatment plant is permitted by the State of California for a flow of 200,000 gallons per day. Average wet weather flows are between 160,000 – 170,000 gallons per day, and dry weather flows average 80,000 to 90,000 gallons per day. There are 358 wastewater connections in the District providing service to residential and industrial customers. The District contracts with California Water Services to maintain wastewater systems. According to the 2013 Biola Community Service District MSR and SOI Update, these facilities are sufficient for current and future populations (Fey, Flemming, & Hendricks, 2013). The KBDAC Study, however, found that there is some risk for violation of wastewater treatment standards (California Department of Water Resources, 2013). Currently the district is evaluating wastewater treatment plant upgrades. According to the 2018 Biola Improvements Projects at Wastewater Treatment Plant Preliminary Engineering Report, the District is evaluating the feasibility of reusing treated wastewater from the Wastewater Treatment Plant to produce higher quality effluent that can be reused to offset the District potable water demand. A large portion of District water is used for landscaping and miscellaneous industrial uses (AM Consulting Engineers, Inc, 2018).

Drainage – Drainage services are provided to this community by the Biola Community Services District through two stormwater retention basins. County Service Area 35 Zone CG also provides storm drainage services. According to the Biola Community Service District MSR and SOI Update, these facilities are sufficient for current and projected population. There are no reported changes since the 2013 MSR (Fey, Flemming, & Hendricks, 2013).



Disadvantaged Unincorporated Communities – County of Fresno 2020

The Community Service District has a website with useful information for residents: <https://www.biolacsd.org/>

Fire – Fire protection is provided to this community by the North Central Fire Protection District. There are no fire service deficiencies in this community, which has access to fire hydrants. The North Central Fire Protection District provides a full range of emergency services including fire prevention, fire suppression, emergency medical care, hazardous materials response, search and rescue response, emergency preparedness planning, and public education. The North Central Fire Protection District’s current model of service is an enhanced level of service provided through the staffing of four fire stations with a total of 15 on-duty firefighters/Emergency Medical Technicians (EMTs). One fire station is located within the Biola community and is equipped with one front line fire engine with pump capacity of 1,500 gallons per minute (gpm) and a 750-gallon water tank, and one water tender with a pump capacity of 1,250 gpm and a 3,000-gallon water tank (Fey, Flemming, Uc, & Lara, 2016a).

Service Deficits – The Biola Avenue Community has no identified service deficits for potable water service, drainage or fire protection. As stated above, there is some risk for violation of wastewater treatment standards and the Biola CSD is currently evaluating wastewater treatment plant upgrades.



Disadvantaged Unincorporated Communities – County of Fresno 2020



7th Avenue looking South




7th Avenue looking South



Disadvantaged Unincorporated Communities – County of Fresno 2020



Shaw Avenue looking West



Shaw Avenue looking East



Disadvantaged Unincorporated Communities – County of Fresno 2020



B Street looking West



Biola Avenue looking South



Disadvantaged Unincorporated Communities – County of Fresno 2020



Biola Avenue looking South



G Street looking East



Disadvantaged Unincorporated Communities – County of Fresno 2020




G Street looking West



G Street looking West



Disadvantaged Unincorporated Communities – County of Fresno 2020



G Street looking East



Disadvantaged Unincorporated Communities – County of Fresno 2020

9. CHURCH AVENUE/FLOYD AVENUE COMMUNITY

The Church Avenue/Floyd Avenue Community is located at the intersection of Church Avenue and Floyd Avenue and includes 44 parcels totaling approximately 36 acres and includes the Double L Mobile Ranch Park (mobile home park serving approximately 35 units) (Fresno County Department of Public Works and Planning, 2019c; California Department of Water Resources, 2020b).

The area is in Census Tract 39.

Water – Private wells provide water to the residents of this community with the exception of residents of the Double L Mobile Home Ranch Park. During the past ten years, there have been two new well permits issued and one permit to reconnect electrical to an existing well (Fresno County Department of Public Health, 2019). The Double L Mobile Ranch Park is served by a small groundwater-supplied community system. The water system is comprised of 37 residential connections, and services a population of approximately 80 people. Reports of groundwater contaminants, including high levels of uranium have initiated seeking funding to provide potable water lines to serve the park from the City of Kerman (Knickmeyer and Smith, 2015). In 2011 the water system was issued Compliance Order No. 03-23-110-004 for non-compliance with the Uranium maximum contaminant level (MCL) at Well 02, which was the system's sole source of supply, followed by In Compliance Order No. 03 23 18R 005 was issued for non-compliance with the 1,2,3-Trichloropropane (1,2,3-TCP) MCL in early July. In 2016 the City of Kerman was awarded \$3,230,000 in funding for a construction project through the Proposition 1–Water Quality, Supply and Infrastructure Improvement Act of 2014 and the Drinking Water State Revolving Fund. The project could consolidate Double L Mobile Ranch Park water system into the City's system. As part of the construction project, the City would be able to drill and develop a new well (Well 18), install a transmission main to connect the Water System to the City's distribution system, install a master meter, and install a chlorination station (California Department of Water Resources, 2020b). On February 6, 2019, the Kerman City Council adopted a resolution (Res. 19-10) accepting a public utility easement for the Double L Mobile Ranch Park Water Service Project from the property owners, which would allow for potable water to be brought to Double L from the City. The City would be responsible for the cost of water line maintenance (City of Kerman Planning and Development Report, 2019).

At the end of January 2020, the water system was connected to the City's distribution system and began receiving City water. Also, as part of the project, the Water System's two wells (Well 01-Inactive and Well 02-Active) are to be destroyed (California Department of Water Resources, 2020b).

Wastewater – There is no community wastewater system in place for this community. Septic tanks are used by residents for wastewater disposal. During the past ten years, one septic permit was issued for a single-family residence addition (Fresno County Department of Public Works and Planning, 2019a).

Drainage – There is no community storm drain system in place for this community. Unpaved road shoulders and/or adjacent agricultural lands absorb runoff from paved roads. No incident of flooding was reported during the winter of 2018 – 2019 or during the spring of 2019, which experienced average rainfall in the Fresno area





Disadvantaged Unincorporated Communities – County of Fresno 2020

(Fresno County Department of Public Works and Planning, 2019e; National Weather Service, 2019).

County staff conducted a community site visit on April 30, 2019. Staff noted no improvements on Floyd Avenue and driveway access for lots along west and east side of road and agricultural land to the south-east of Church/Floyd at a higher grade than road.

Fire – Fire protection is provided to this community by the North Central Fire Protection District. There are no fire service deficiencies identified in this community. The North Central Fire Protection District provides a full range of emergency services including fire prevention, fire suppression, emergency medical care, hazardous materials response, search and rescue response, emergency preparedness planning, and public education. The North Central Fire Protection District's current model of service is an enhanced level of service provided through the staffing of four fire stations with a total of 15 on-duty firefighters/Emergency Medical Technicians (EMTs). One fire station is located 6.8 miles from the Church Avenue/Floyd Avenue community, allowing a 12-minute response time, and is equipped with one fire engine with pump capacity of 1,500 gallons per minute (gpm) and a 750-gallon water tank. Another fire station is located 6.7 miles from the Church Avenue/Floyd Avenue community, allowing an 11-minute response time, and is equipped with one front line fire engine with pump capacity of 1,500 gpm and a 750-gallon water tank, one reserve fire engine with pump capacity of 1,250 gpm and a 750-gallon water tank, one ladder truck (105-foot ladder) with pump capacity of 1,500 gpm and a 300-gallon water tank, and one water tender that augments onsite water deficiencies (i.e. lack of fire hydrants) with a pump capacity of 1,250 gpm and a 3,000 gallon water tank (Fey, Flemming, Uc, & Lara, 2016a).

Service Deficits – The Church Avenue/Floyd Avenue Community ~~has had no~~ identified service deficits related to groundwater quality for the Double L Mobile Home Park. The mobile home park has since been connected to the City of Kerman's water supply. The community as a whole other than lack of lacks fire hydrants. Well and septic replacement activity for the other individual residential parcels do ~~does~~ not indicate high rates of failure. No incidents of severe flooding or drainage issues have been observed by County staff and there is no evidence that fire protection resources are deficient for this community. As the area is not designated or zoned for future intensive growth opportunities, there is no anticipation that the community will observe additional strain on its existing, albeit limited infrastructure.



Floyd Avenue looking North (South of Church)



Floyd Avenue looking North (North of Church)



Disadvantaged Unincorporated Communities – County of Fresno 2020



Church Avenue looking West



Church Avenue looking West



Church Avenue looking East



Church Avenue looking North (MH Approach/Entrance)



27. MADERA AVENUE COMMUNITY

The Madera Avenue Community is located on Madera Avenue between North and Jensen Avenues. The community consists of 27 parcels totaling approximately 22 acres (Fresno County Department of Public Works and Planning, 2019c). The area is in Census Tract 39.

Water – Water is provided to this community by the City of Kerman although, according to the City of Kerman’s Public Works Department, several parcels have chosen not to connect and are served by private wells (K. Moore, personal communication, December 4, 2019).

Wastewater – There is no community wastewater system in place for this community. Septic tanks are used by residents of this community for wastewater disposal (Fresno County Department of Public Works and Planning, 2019a).

Drainage – There is no community storm drain system in place for this community. Unpaved road shoulders and/or adjacent agricultural lands absorb runoff from paved roads. No incident of flooding was reported during the winter of 2018 – 2019 or during the spring of 2019, which experienced average rainfall in the Fresno area (Fresno County Department of Public Works and Planning, 2019e; National Weather Service, 2019).

County staff conducted a site visit on April 30, 2019. Developed drainage swales were noted on Madera Avenue. Agricultural land is located to the west, and a minor AC swale/trenched utility area along market parking lot to the east. Date Avenue contained no developed or undeveloped drainage swales or other infrastructure and lot access to the north and south.

Fire – Fire protection services are provided to this community by the North Central Fire Protection District with no identified fire service deficiencies. The community has access to fire hydrants. The North Central Fire Protection District provides a full range of emergency (fire prevention, fire suppression, emergency medical care, hazardous materials response, search and rescue response, emergency preparedness planning, and public education). The District’s current model of service is an enhanced level of service provided through staffing four fire stations with a total of 15 on-duty firefighters/EMTs. A station is located 2.7 miles from this community, allowing a six-minute response time, and is equipped with one front line fire engine with pump capacity of 1,500 gallons per minute (gpm) and a 750-gallon water tank, one reserve fire engine with pump capacity of 1,250 gpm and a 750-gallon water tank, one ladder truck (105-foot ladder) with pump capacity of 1,500 gpm and a 300 gallon water tank, and one water tender with a pump capacity of 1,250 gpm and a 3,000-gallon water tank (Fey, Fleming, Uc, & Lara, 2016a; North Central Fire Protection District, 2019; United States Census Bureau, 2019).

Service Deficits – The Madera Avenue Community has no identified service deficits. However, staff acknowledges that several properties have chosen not to connect to the City of Kerman water system (K. Moore, 2019) (Chauhan, NKGSA, 2020). There are no records of high incidents of septic failure in the community, no incidents of severe flooding or drainage issues have been observed by County staff. There is no evidence that fire protection resources are deficient for this community. The area is not designated for future intensive





Disadvantaged Unincorporated Communities – County of Fresno 2020

growth opportunities and there is no anticipation that the community will observe additional strain on its existing infrastructure.



Madera Avenue looking South





Disadvantaged Unincorporated Communities – County of Fresno 2020

Madera Avenue looking North



Date Avenue looking West



Date Avenue looking East



Disadvantaged Unincorporated Communities – County of Fresno 2020



Date Avenue looking East



Disadvantaged Unincorporated Communities – County of Fresno 2020

Figure 1
Disadvantaged Unincorporated Communities – Fresno County

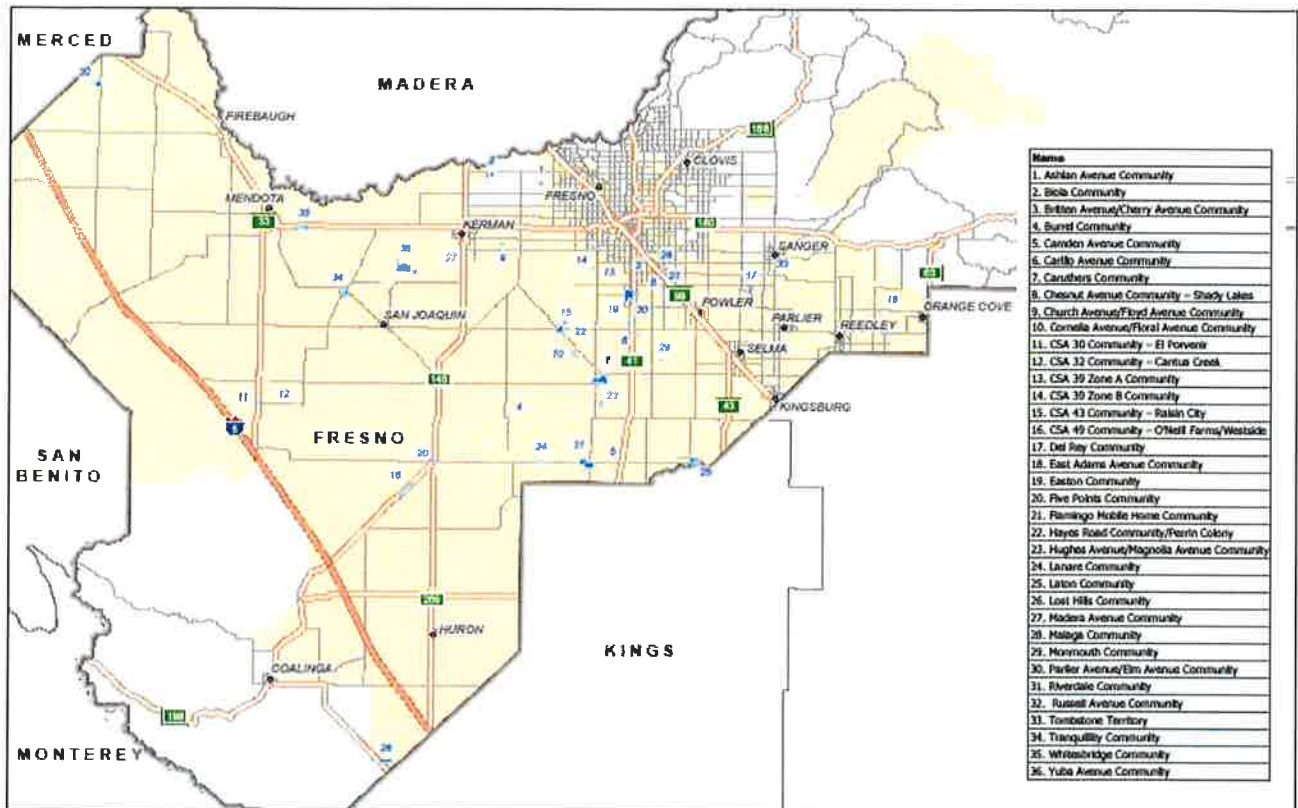
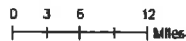


Figure 1
Fresno County
Disadvantaged Unincorporated Communities



- Fresno County
- Disadvantaged Unincorporated Communities
- ACS 2017 Census Block Groups with MHI less than 80%
- SB 535 Disadvantaged Communities 2017



October 2, 2019




Disadvantaged Unincorporated Communities – County of Fresno 2020

Figure 1a
Northwest Disadvantaged Unincorporated Communities – Fresno County



Figure 1a
Northwest Fresno County
Disadvantaged Unincorporated Communities



- Fresno County
- Disadvantaged Unincorporated Communities
- City Spheres of Influence
- ACS 2017 Census Block Groups with MHI less than 80%
- SB 535 Disadvantaged Communities 2017

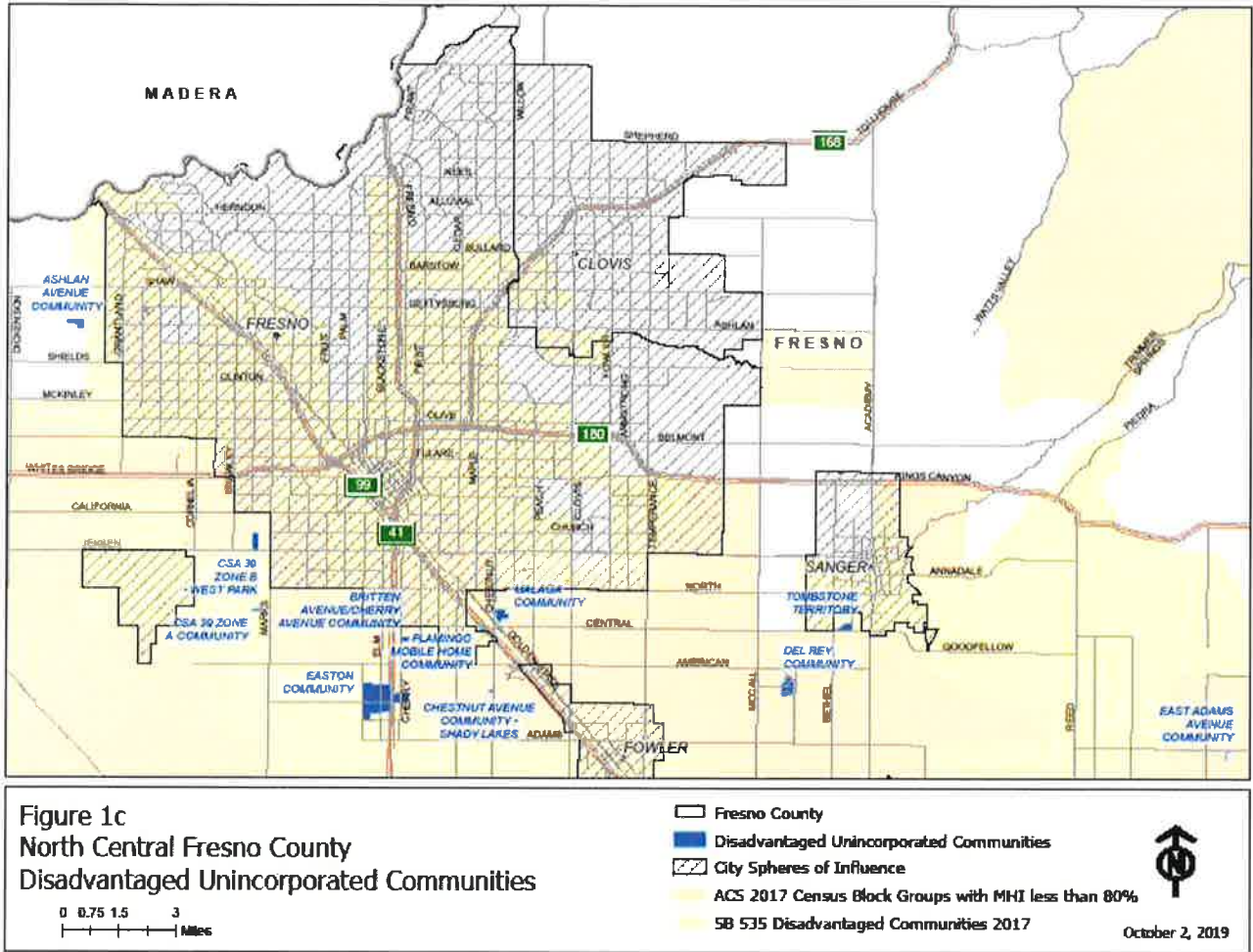


October 2, 2019



Disadvantaged Unincorporated Communities – County of Fresno 2020

Figure 1c
North Central Disadvantaged Unincorporated Communities – Fresno County



RESOLUTION NO. 20-08

A RESOLUTION OF THE BOARD OF DIRECTORS OF THE NORTH CENTRAL FIRE PROTECTION DISTRICT APPROVING THE DISTRICT'S PARTICIPATION IN THE FEDERAL COMMUNITY DEVELOPMENT BLOCK GRANT (CDBG) PROGRAM.

At a regular meeting of the Board of Directors of North Central Fire Protection District, it was moved by Director _____, and seconded by Director _____ and duly carried that the following resolution be adopted:

WHEREAS, the North Central Fire Protection District Board of Directors held a public hearing on August 27, 2020, in order to consider projects that could be financed by the Federal CDBG program. The Federal grant program as administered through Fresno County allocates funds each year for public works activities in the unincorporated areas of Fresno County.

WHEREAS, the Board of Directors of the District has reviewed the terms and conditions of the CDBG program which addresses housing and community development needs of low and moderate income persons, as well as certain types of other eligible projects, which includes fire protection facilities and equipment.

WHEREAS, the Board of Directors desires to formally approve and authorize Chief Timothy V. Henry to submit a project application to the Citizens Advisory Committee, in order to attain grant funds which would assist the North Central Fire Protection District in purchasing one Type III Fire Engine for District Station 57 in Biola and the surrounding disadvantaged unincorporated areas.

NOW, THEREFORE, BE IT HEREBY RESOLVED by the Board of Directors of the North Central Fire Protection District that Timothy V. Henry, Fire Chief, be authorized to submit the application for grant funds from the CDBG program.

Passed and adopted at a regular meeting of the Board of Directors of the North Central Fire Protection District held on the 27th day of August 2020 by the following vote:

AYES:

NOES:

ABSENT:

ABSTAIN:

APPROVED:

Ken Abrahamian, Board Chair

ATTEST:

Amanda Souza, Board Secretary

CERTIFICATE

STATE OF CALIFORNIA)
COUNTY OF FRESNO) ss.
CITY OF KERMAN)

I, Amanda Souza, Board Secretary of the North Central Fire Protection District, do hereby certify the foregoing Resolution of the Board of Directors of the North Central Fire Protection District was duly passed and adopted at a Regular Meeting of the Board of Directors on August 27, 2020.

DATED: August 27, 2020

Amanda Souza, Board Secretary



NORTH CENTRAL FIRE PROTECTION DISTRICT

Board of Directors: Ken Abrahamian • Cheryl Belluomini

Michael Foglio • Rusty Nonini • Amanda Souza

Fire Chief: Timothy V. Henry, CFO, EFO

Fire Headquarters
15850 W. Kearney Boulevard
Kerman, California 93630-9335
(559) 275-5531 • FAX (559) 846-3788
www.northcentralfire.org

MEMORANDUM

TO: North Central Board of Directors

FROM: Tim Henry, Fire Chief

DATE: August 27, 2020

SUBJECT: 2020-2021 Fiscal Year Final Budget

Conduct the public hearing scheduled for tonight's meeting for the adoption of the 2020-2021 Final Budget.

The 2020-2021 Final Budget has been prepared for the Board's review and adoption. Below are some of the highlights for the 2019-2020 Fiscal Year ending June 30, 2020, and projections for the 2020-2021 Fiscal Year budget:

FY 2019-20

- Property tax revenue was projected to increase by 3 percent but the actual increase was 4.87 percent for a total increase in tax revenue of \$170,818 from projected tax revenue. This is an increase of \$445,220 over tax revenue received in the 2018-2019 fiscal year and an increase of \$30,644 from the projected increase in the Preliminary Budget.
- Net operating revenue was projected to be 359,770 after the annual contribution to the Capital fund of \$650,000. Net operating revenue finished the year at 866,105 after a transfer of \$1,000,000 to the District's Capital fund and a transfer of \$150,000 to the District's 115 pension trust account. This is an increase of \$506,335 from projected net revenue.
- Operating expenses are \$838,901 under budget. There are quite a few line item expenses under budget for the year. Salary and Benefits were under budget by 636,696 but this is mostly due to having vacancies through most of the year. A list of operating expenditures can be found on page four of the Final Budget.

- During the 2019-2020 Fiscal Year the District made the following Capital purchases or completed proposed Capital Improvement projects:
 - Completed improvements and purchases to re-open District station 58 which started last fiscal year but carried into this fiscal year -\$99,528.
 - Purchased a patrol rig - \$172,500.
 - Installed a 20' extension to the communication tower at station 55 - \$18,993.
 - Purchased new updated Mobile Data Terminal Units for all apparatus - \$60,645.
 - Purchased new hand-held radios - \$17,216.
 - Purchased new SCBA fill station and components - \$43,692.
 - Asbestos removal at District station 59 - \$26,216.
 - Completed the landscaping at station 58 and station 55 - \$49,068.
 - Completed miscellaneous capital improvements and building repairs - \$19,853.
 - Tree Trimming at all District stations - \$3,940.

- 2019-20 Capital improvements, purchases, or building fund projects approved but still pending completion:
 - Station 55 parking renovation project is completed but was pending completion at the end of the fiscal year - \$318,000.
 - The new generators for stations 57 and 58 have been ordered, permits have been approved and some of the installation started - \$100,000.
 - SCBA units and face pieces not covered by grant funds awarded the District have been ordered at a proposed cost of \$120,000. The District was awarded grant funds of \$172,403 to purchase most of the units needed to replace all of our SCBA units.
 - Radio tower communication equipment and software upgrade, plans are started, purchasing and installation is still pending - \$602,410.
 - Purchase of new station signs proposed to cost \$30,000.
 - Purchase of canopy covers for spare apparatus housed at station 58 proposed to cost \$30,000.
 - Portable classrooms for stations 55 and 58 which was about 75% completed at the end of the fiscal year - \$60,000.

- Ending total cash balances for all District funds for June 30, 2020 is \$7,605,240, which is an increase of \$689,967 from June 30, 2019. Page eight of the Final Budget lists all the balances of the District's funds.

FY 2020-21

- Property tax revenue is projected to increase by 2 percent, which is a projected total revenue increase of \$191,839.
- Total operating expenses are projected to increase from last year's adopted budget by \$441,398 and \$1,280,299 from actual expenses of 2019-20. The difference between these two numbers is mostly due to the savings from the vacancies experienced by the District this past year and some of the expenses not incurred because of the restrictions caused by COVID-19.
- Staff is projecting net operating revenue of \$191,573 after a transfer to the District's Capital fund of \$700,000.
- Capital and Building fund projects proposed for next year:
 - Station 55 Parking Renovation Overages from Change Orders - \$50,000
 - Change Orders for Generators being installed at stations 57 and 58 - \$20,000.
 - Projected costs for maintenance on station 59 - \$250,000.
 - Purchase of new VHF station radios - \$15,000.
 - Maintenance on Paramedics Dorm at Station 58 - \$50,000.
 - Hand-held Portable Radios for new Patrol Rig - \$20,000.
 - Helmet Cams for Firefighters - \$8,000.
 - Patio Cover at Station 55 in courtyard between administration offices and living quarters - \$35,000.
 - Training Tower at Station 58 - \$138,000.
 - District match if awarded all the grants applied for which is proposed to cost \$71,635. This is a match for potential grant funds received of \$914,065.
 - Landscaping at stations - \$25,000.
 - New station signs - \$20,000.
 - Canopy covers for equipment parked at station 58 - \$20,000
 - Furniture and equipment for portable classrooms to be used for training - \$60,000.
 - Overhead door replacement for two doors, one at station 57 and one at station 58 - \$15,000.
- Ending total cash balance projected for June 30, 2021 is \$7,753,755 which is an increase of \$148,515 from June 30, 2020.

Recommended Action: Adopt the 2020-2021 Final Budget as presented.



**NORTH CENTRAL
FIRE PROTECTION DISTRICT**

FINAL BUDGET

FY 2020 - 2021

AUGUST 27, 2020

**NORTH CENTRAL FIRE PROTECTION DISTRICT
2020-2021 FINAL BUDGET**

TABLE OF CONTENTS

Budget Summary	1
Revenue Projections	2
Property Tax Growth Chart	3
Expenditures	4
Wages and Benefits	5
Capital Equipment Fund	6
Building Fund	7
District Fund Balances	8
Two-Year Projection	9

**NORTH CENTRAL FIRE PROTECTION DISTRICT
SUMMARY
2020-2021 FINAL BUDGET**

SUMMARY	2019-20 Actuals	2020-21 Proposed	Variance
Operating Revenue			
Property Tax Revenue	9,591,939	9,783,778	191,839
Other Revenue	222,086	186,014	-36,072
Total Operating Revenue			
	9,814,025	9,969,792	155,767
Operating Expenditures			
City of Fresno Contract Fee	1,003,735	1,035,102	31,367
Wages and Benefits	5,109,534	6,026,832	917,298
Pension Obligation Bonds - FCERA	340,038	343,373	3,335
FCERA Settlement Financing	417,121	417,751	630
Apparatus Lease Payment	49,161	49,161	0
Services and Supplies	878,331	1,206,000	327,669
Total Operating Expenditures			
	7,797,920	9,078,219	1,280,299
Annual Contribution to Capital Fund			
	1,000,000	700,000	-300,000
Contribution to Pension 115 Trust Account			
	150,000	0	-150,000
Operating Net Revenue			
	866,105	191,573	-674,532

Property Tax Growth Projection 2020-21 = 2% Increase


**NORTH CENTRAL FIRE PROTECTION DISTRICT
OPERATING REVENUE
2020 - 2021 FINAL BUDGET**

Revenue	2019-2020 Adopted Budget	2019-2020 Actuals	Variance from Adopted	2020-2021 Proposed Budget	Variance from Actuals
Property Tax Revenue - General Fund					
Secured Property Taxes	8,127,268	8,286,413	159,145	8,470,332	183,919
Unsecured Property Taxes	351,842	336,769	-15,073	323,299	-13,470
Homeowners Relief	64,806	65,898	1,092	65,900	2
General Fund Totals	8,543,916	8,689,080	145,164	8,859,531	170,451
Property Tax Revenue - EMS Fund					
Secured Property Taxes	959,039	987,889	28,850	1,009,817	21,928
Unsecured Property Taxes	41,260	39,426	-1,834	37,600	-1,826
Homeowners Relief	7,591	7,609	18	7,600	-9
EMS Fund Totals	1,007,890	1,034,924	27,034	1,055,017	20,093
Gross Property Tax Revenue	9,551,806	9,724,004	172,198	9,914,548	190,544
Redevelopment Portion	0	0	0	0	0
Fresno County Tax Collection Fees	-130,685	-132,065	-1,380	-130,770	1,295
Net Property Tax Revenue	9,421,121	9,591,939	170,818	9,783,778	191,839
Other Revenue and Transfers					
Interest on Funds with County	85,000	80,751	-4,249	80,000	-751
Miscellaneous Revenue	1,500	2,378	878	1,500	-878
Payment for Priority one calls	0	3,022	3,022	12,000	8,978
Permits, Fees and Plan Reviews	65,000	49,868	-15,132	30,000	-19,868
American Ambulance Lease	17,388	18,837	1,449	17,388	-1,449
Tower Rental	29,040	30,020	980	30,126	106
Fresno City College Training Reimb.	27,542	37,210	9,668	15,000	-22,210
Total Other Revenue	225,470	222,086	-3,384	186,014	-36,072
Total Projected Operating Revenue	9,646,591	9,814,025	167,434	9,969,792	155,767

2020 - 2021 Projected Property Tax Revenue Growth = 2% increase

Property Tax Growth

6-year average 5.39



**NORTH CENTRAL FIRE PROTECTION DISTRICT
OPERATING EXPENSES
2020 - 2021 FINAL BUDGET**

Expenditures	2019-2020 Adopted Budget	2019-2020 Actuals	Variance from Adopted Budget	2020-2021 Proposed Budget	Variance from Actuals
Wages and Benefits					
Current Board Wages and Benefits	61,046	57,810	-3,236	61,805	3,995
Prior Board Benefits	4,663	4,736	73	4,710	-26
Surviving Spouse Benefits	11,112	10,889	-223	11,064	175
Employee Wages and Benefits	5,669,409	5,036,099	-633,310	5,949,253	913,154
Total Wages and Benefits	5,746,230	5,109,534	-636,696	6,026,832	917,298
Services, Supplies and Maintenance					
City of Fresno Metro Service Agmnt.	1,003,735	1,003,735	0	1,035,102	31,367
Pension Obligation Bonds	340,038	340,038	0	343,373	3,335
FCERA Payment Financing	417,751	417,121	-630	417,751	630
Apparatus Lease Purchase Payment	49,161	49,161	0	49,161	0
Property, Auto and Liability Insurance	56,262	45,289	-10,973	58,000	12,711
Turnouts and Masks	75,000	47,216	-27,784	85,000	37,784
Communications	95,000	89,135	-5,865	100,000	10,865
Apparatus Maintenance	150,000	108,135	-41,865	150,000	41,865
Station Equipment Maint.	35,000	20,627	-14,373	45,000	24,373
Computers & Office Equipment	48,000	74,155	26,155	75,000	845
Facility Maintenance	75,000	59,916	-15,084	90,000	30,084
Station Supplies	25,000	27,664	2,664	40,000	12,336
Bulk Fuel	98,000	78,320	-19,680	98,000	19,680
Utilities	50,000	44,185	-5,815	50,000	5,815
Professional Services	90,000	90,408	408	100,000	9,592
Membership Dues and Subscriptions	20,000	12,827	-7,173	20,000	7,173
Travel Expenses	40,000	9,973	-30,027	40,000	30,027
Training	80,000	59,451	-20,549	90,000	30,549
Office Supplies	18,000	15,201	-2,799	20,000	4,799
Food	3,000	2,376	-624	5,000	2,624
Fire Prevention	16,644	13,585	-3,059	25,000	11,415
Apparatus Tools, Equipment & Hose	75,000	79,868	4,868	85,000	5,132
Extractors	30,000	0	-30,000	30,000	30,000
Total Services, Supplies & Maintenance	2,890,591	2,688,386	-202,205	3,051,387	363,001
Total Operating Expenditures					
	8,636,821	7,797,920	-838,901	9,078,219	1,280,299

**NORTH CENTRAL FIRE PROTECTION DISTRICT
WAGES AND BENEFITS
2020 - 2021 FINAL BUDGET**

Wages and Benefits	2019-2020 Adopted Budget	2019-2020 Actuals	Variance from Adopted Budget	2020-2021 Proposed Budget	Variance from Actuals
<i>Personnel Wages and Benefits:</i>					
Base Salaries	3,598,164	3,480,780	-117,384	3,975,789	495,009
Overtime	329,193	214,953	-114,240	364,874	149,921
FLSA Overtime	71,712	49,618	-22,094	78,926	29,308
Holiday Pay	38,448	36,439	-2,009	38,622	2,183
Premium Pay	40,250	17,418	-22,832	59,961	42,543
Uniform Allowance	34,500	28,516	-5,984	36,750	8,234
Health Insurance	918,000	522,308	-395,692	641,790	119,482
Pension	356,907	382,000	25,093	407,792	25,792
457	23,832	27,857	4,025	29,621	1,764
Workers Comp	193,367	198,852	5,485	233,316	34,464
Payroll Taxes	65,036	77,358	12,322	81,812	4,454
Total Personnel Wages & Benefits	5,669,409	5,036,099	-633,310	5,949,253	913,154

**NORTH CENTRAL FIRE PROTECTION DISTRICT
CAPITAL EQUIPMENT FUND
2020 - 2021 FINAL BUDGET**

Capital Equipment Fund	2019-20 Adopted Budget	2019-20 Actuals	Variance from Adopted Budget	2020-21 Proposed Budget	Variance from Actuals
Beginning Cash Balance	2,025,730	2,025,730	0	1,477,934	-547,796
Interest from Fresno County	45,000	41,404	-3,596	35,000	-6,404
Transfer from Operating Funds	650,000	1,000,000	350,000	700,000	-300,000
<i>Subtotal before Transfers</i>	2,720,730	3,067,134	346,404	2,212,934	-854,200
Expenditures					
Miscellaneous Expenditures	10,000	10,000	0	10,000	0
Costs to Reopen Station 58	89,525	99,528	10,003	0	-99,528
Station 55 Parking Renovation Project	318,000	318,000	0	50,000	-268,000
Type VI Fire Engine	172,500	172,500	0	0	-172,500
Station 55 Tower Extension	20,000	18,993	-1,007	0	-18,993
Update Mobile Data Terminals (MDT)	60,000	60,645	645	0	-60,645
Hand Held Portable Radios	25,000	17,216	-7,784	0	-17,216
Generators for Stations 57 and 58	100,000	100,000	0	20,000	-80,000
SCBA Fill Station	43,000	43,692	692	0	-43,692
SCBA Units & Face Pieces	120,000	120,000	0	0	-120,000
Tower Equipment Upgrade	602,410	602,410	0	0	-602,410
Asbestos Removal - Station 59	27,000	26,216	-784	0	-26,216
Maintenance on Station 59	0	0	0	250,000	250,000
New VHF Station Radios	0	0	0	15,000	15,000
Station 58 Paramedics Dorm	0	0	0	50,000	50,000
BK Radios	0	0	0	20,000	20,000
Helmet Cams	0	0	0	8,000	8,000
Patio at Station 55	0	0	0	35,000	35,000
Training Tower at Station 58	0	0	0	138,000	138,000
District Match on Grants	0	0	0	71,635	71,635
<i>Total Transfers and Expenditures</i>	1,587,435	1,589,200	1,765	667,635	-921,565
<i>Estimated Ending Fund Balance</i>	1,133,295	1,477,934	344,639	1,545,299	67,365
<i>Net Change in Fund Balance</i>	-892,435	-547,796	344,639	67,365	615,161

**NORTH CENTRAL FIRE PROTECTION DISTRICT
BUILDING FUND
2020 - 2021 FINAL BUDGET**

Building Fund	2019-20 Adopted Budget	2019-20 Actuals	Variance from Adopted Budget	2020-21 Proposed Budget	Variance from Actuals
Beginning Cash Balance	532,856	532,856	0	351,140	-181,716
Property Tax Revenue	16,000	15,691	-309	26,000	10,309
Interest from Fresno County	11,000	11,703	703	8,000	-3,703
Transfer from Operating Funds	0	0	0	0	0
<i>Subtotal before Transfers</i>	559,856	560,250	394	385,140	-175,110
Expenditures					
Weed Abatement Expenses	16,000	26,249	10,249	25,000	-1,249
Miscellaneous Expenditures	10,000	9,853	-147	10,000	147
Tree Trimming	5,000	3,940	-1,060	0	-3,940
Landscaping at Stations	45,000	49,068	4,068	25,000	-24,068
New Station Signs	30,000	30,000	0	20,000	-10,000
Canopy Covers (2) at station 58	30,000	30,000	0	20,000	-10,000
Portable Classrooms	60,000	60,000	0	0	-60,000
Furniture & Equipment for Classrooms	0	0	0	60,000	60,000
OH Door Replacement - Stations 57 & 58	0	0	0	15,000	15,000
<i>Total Expenditures</i>	196,000	209,110	13,110	175,000	-34,110
<i>Estimated Ending Fund Balance</i>	363,856	351,140	-12,716	210,140	-141,000
<i>Net Change in Fund Balance</i>	-169,000	-181,716	-12,716	-141,000	40,716

**NORTH CENTRAL FIRE PROTECTION DISTRICT
COUNTY FUND BALANCES
2020 - 2021 FINAL BUDGET**

NORTH CENTRAL FIRE PROTECTION DISTRICT County Fund Balances			
Balances as of			
Funds	June 30, 2020	June 30, 2019	Variance
General Fund	4,669,615	3,286,279	1,383,336
Capital - Equipment Fund	1,477,935	2,025,730	-547,795
Building Fund	351,140	532,856	-181,716
EMS Zone 1 Fund	616,856	591,223	25,633
SL/Vacation Buyout Fund	34,028	33,298	730
Reserve Fund	337,482	330,239	7,243
Contingency Fund	118,184	115,648	2,536
Total Balance for all Funds	7,605,240	6,915,273	689,967

**NORTH CENTRAL FIRE PROTECTION DISTRICT
TWO-YEAR PROJECTION
2020 - 2021 FINAL BUDGET**

	2019-2020 Actuals	2020-2021 Projections	2021-2022 Projections
Revenue			
Total Operating Revenue	9,814,025	9,969,792	10,169,188
Total Revenue			
	9,814,025	9,969,792	10,169,188
Expenditures			
Wages, Benefits and POB	5,449,572	6,370,205	6,625,013
Service Agreement Fee	1,003,735	1,035,102	1,066,468
Services and Supplies	927,492	1,255,161	1,292,816
FCERA Settlement Financing	417,121	417,751	417,751
Total Expenditures			
	7,797,920	9,078,219	9,402,048
Annual Contribution to Capital Fund	1,000,000	700,000	600,000
Contribution to Pension 115 Trust Account	150,000	0	0
Operating Net Revenue	866,105	191,573	167,140

Property Tax Growth Projection 2020-21 = 2% Increase

Property Tax Growth Projection 2021-22 = 2% Increase