

**NORTH CENTRAL FIRE PROTECTION DISTRICT
BOARD OF DIRECTORS
REGULAR BOARD MEETING
THURSDAY, OCTOBER 27, 2022
START TIME: 5:30 P.M.
LOCATION: 15850 W. KEARNEY BLVD., KERMAN CA.**

AGENDA

The North Central Fire Protection District Board of Directors meetings are electronically broadcast. You can view the meeting on the District's website, www.northcentralfire.org, by selecting Administration, then Board Meetings from the drop-down menu and clicking the "[Live Stream](#)" link. Please note this is not an interactive forum.

Anyone wishing to address the Board on any agenda item, can do so by written communication or in person during a Board of Directors meeting. In order to allow time for all public comments, individuals are limited to five minutes total for each action item.

- 1. CALL TO ORDER**
 - A) Roll Call

- 2. INVOCATION AND FLAG SALUTE**

- 3. PRESENTATION**
Sew Easy Quilting Group (La Vina Covenant Church)

- 4. PUBLIC COMMENTS**

- 5. WORKSHOP – PRESENTATION BY PUBLIC AGENCY RETIREMENT SERVICES (PARS)**

- 6. CONSENT AGENDA**
 - A) Consideration and Approval of Disbursements Lists for August and September 2022
 - B) Review and Acceptance of Monthly Financial Reports
 - 1) Fresno County: Cash Balances – All Funds
 - 2) Budget Variance Report: YTD Expenses Compared to Budget
 - 3) Revenue and Reimbursement Report

- 7. APPROVAL OF MINUTES**
 - A) Minutes of the Regular Board Meeting of August 25, 2022

- 8. FIRE CHIEF REPORT**
 - A) Fire Incident/Fire Prevention Reports for August and September 2022
 - B) Operational Update

- 9. **UPDATE ON BROWN ACT – Information Only**
- 10. **CONSIDERATION OF CLAIM AGAINST DISTRICT**
 - A) Action item - Consideration of Claim filed under the California Tort Claims Act and Authorization to refer matter to District's Insurance Carrier, Fire Agencies Insurance Risk Authority, Claimant Herbert Patterson, Fresno California.
- 11. **CLOSED SESSION**
 - A. **CONFERENCE WITH LEGAL COUNSEL - ANTICIPATED LITIGATION**
Significant exposure to litigation pursuant to paragraph (2) of Subdivision (d) of Section 54956.9: Number of cases: 1
 - B. **CONFERENCE WITH LABOR NEGOTIATORS**
Agency designated representatives: Chief Tim Henry
Unrepresented employees: All employees not represented by Local 5260
- 12. **RESOLUTION NO. 22-12 AMENDING RESOLUTION 22-08 TO MAKE CHANGES TO ESTABLISHED SALARIES AND BENEFITS FOR CURRENT AND FUTURE EMPLOYEES**
 - A) Action item - Consider and adopt Resolution No. 22-12 amending Resolution No. 22-08 to make changes to established salaries and benefits for current and future employees.
- 13. **BOARD MEETING SCHEDULE**
- 14. **BOARD MEMBER COMMENTS/REPORTS**
- 15. **ANNOUNCEMENTS**
 - A) Regular Board Meeting: Thursday, November 17, 2022, at 5:30 p.m.
- 16. **ADJOURNMENT**

PUBLIC COMMENTS AND INQUIRIES

At a Board meeting, those who wish to be heard on matters on the agenda should indicate their desire to speak when the item is ready for discussion. If, at the meeting, you wish to discuss an item, which is not on the agenda, you may indicate your desire to do so under "Public Comments". In order to allow time for all public comments and inquiries, the time for individual comments may, at the discretion of the Chairman of the Board, be limited to five minutes. If you wish to request time on an upcoming Board Agenda to present a particular item or matter to the Board, you may contact the District by 5:00 p.m. seven business days prior to the scheduled Board meeting to so request. If the matter is within the Board's jurisdiction, and the Board has not taken action or considered the item at a recent meeting, the District may place the item on the agenda. When addressing the Board, you are requested to come forward to the speaker's podium, state your name and address, and then proceed with your presentation.

In compliance with the Americans with Disabilities Act (ADA), if you need special assistance to participate at this meeting, please contact the District at 559-878-4550. Notification provided a minimum of 48 hours prior to the meeting will enable the District to make reasonable arrangements to ensure accessibility to this meeting. Pursuant to the ADA, the meeting room is accessible to the physically disabled.

PUBLIC
AGENCY
RETIREMENT
SERVICES

PARS

TRUSTED SOLUTIONS. LASTING RESULTS.



NORTH CENTRAL FIRE PROTECTION DISTRICT

PARS Plans Overview- Board Presentation
October 27, 2022

The
PARS DEFINED BENEFIT PLAN

PARS TRUST TEAM

Trust Administrator & Consultant



- Serves as record-keeper, consultant, and central point of contact
- Sub-trust accounting
- Coordinates all agency services
- Monitors plan compliance (IRS/GASB/State Government Code)
- Processes contributions/disbursements
- Hands-on, dedicated support teams

38	2,000+	1,000+	500K+	\$6.1B
Years of Experience (1984-2022)	Plans under Administration	Public Agency Clients	Plan Participants	Assets under Administration

Trustee



- 5th largest commercial bank and one of the nation's largest trustees for Section 115 trusts
- Safeguard plan assets
- Oversight protection as plan fiduciary
- Custodian of assets

159	\$5.0T
Years of Experience (1863-2022)	Assets under Administration

Investment Manager



- Investment sub-advisor to trustee U.S. Bank
- Investment policy assistance
- Uses open architecture
- Active and passive platform options
- Customized portfolios (with minimum asset level)

103	\$20.2B
Years of Experience (1919-2022)	Assets under Management & Advisement





SUMMARY OF AGENCY'S PLAN

Plan Effective Date:	January 1, 2019
Type of Plan:	401(a) Defined Benefit
Benefit Level:	Tier I: 2.0% at 57 Tier II: 2.0% at 62
Eligibility (Tier I):	- Full-time Safety Employee on or after 1/1/2019 (excluding the Fire Chief) - 50 Years of age - 5 Years of Full-time Service
Eligibility (Tier II):	- Full-time Non-Safety Employee on or after 1/1/2019 - 52 Years of Age - 5 Years of Full-time Service

PARS AGE FACTORS

Age	Tier I 2.00% @ 57	Tier II 2.00% @ 62	Age	Tier I 2.00% @ 57	Tier II 2.00% @ 62
50	1.426%	0.000%	59	2.000%	1.700%
51	1.508%	0.000%	60	2.000%	1.800%
52	1.590%	1.000%	61	2.000%	1.900%
53	1.672%	1.100%	62	2.000%	2.00%
54	1.754%	1.200%	63	2.000%	2.100%
55	1.836%	1.300%	64	2.000%	2.200%
56	1.918%	1.400%	65	2.000%	2.300%
57	2.000%	1.500%	66	2.000%	2.400%
58	2.000%	1.600%	67+	2.000%	2.500%

EMPLOYEE DEMOGRAPHICS

	Actuarial Valuation: January 1, 2021
Active Participant Count	64
Terminated Vested	0
Retired Participant Count	0
Average Active Age	33.9



PLAN FUNDING STATUS

	Actuarial Valuation: January 1, 2021 (5.75% Discount Rate)
Market Value of Plan Assets	\$1,467,126
Actuarial Liability	\$1,422,937
Funding Ratio	103.10%

PENSION COST

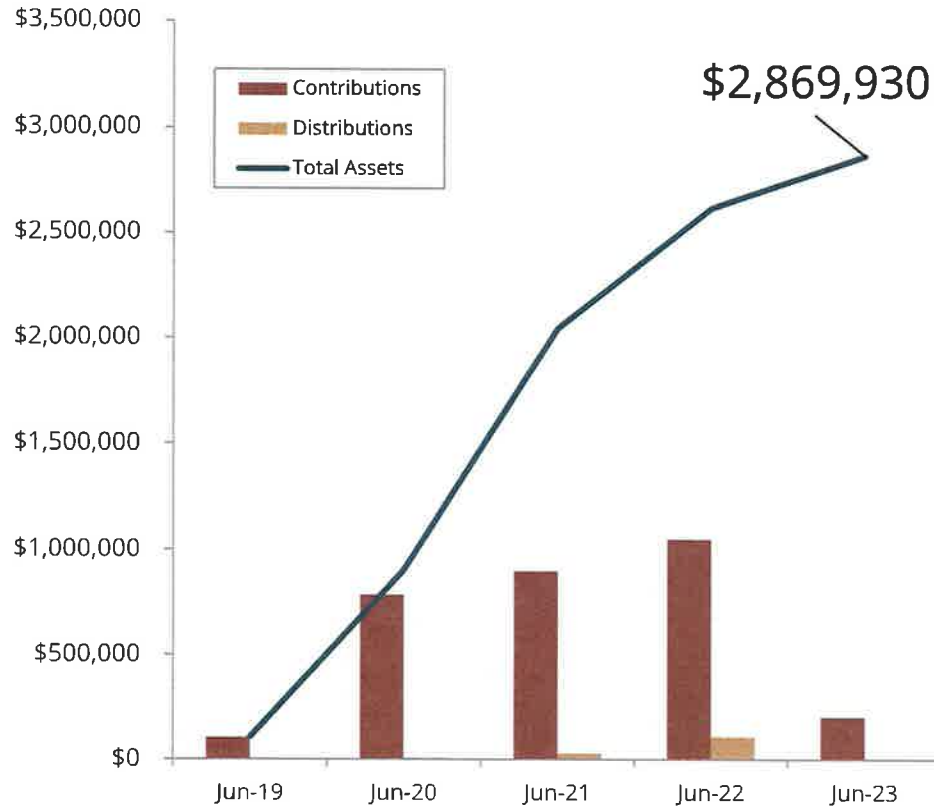
Fiscal Year 2022-23	Actuarial Valuation: January 1, 2021 (5.75% Discount Rate)
Employer Normal Cost (Net of Employee Contributions)	\$542,456
Amortized Unfunded Actuarial Liability (UAAL)¹	\$3,811
Actuarially Determined Contribution (ADC)	\$546,267

¹ As of June 30, 2021, the remaining amortization period is 20 years.

SUMMARY OF AGENCY'S PLAN

As of August 31, 2022

CONTRIBUTIONS, DISTRIBUTIONS, AND TOTAL ASSETS:



Year	Contributions	Distributions	Total Assets
Jun-19*	\$103,604	\$0	\$105,200
Jun-20	\$785,323	\$7,203	\$903,457
Jun-21	\$899,006	\$27,005	\$2,047,117
Jun-22	\$1,051,066	\$107,537	\$2,618,874
Jun-23**	\$202,546	\$599	\$2,869,930

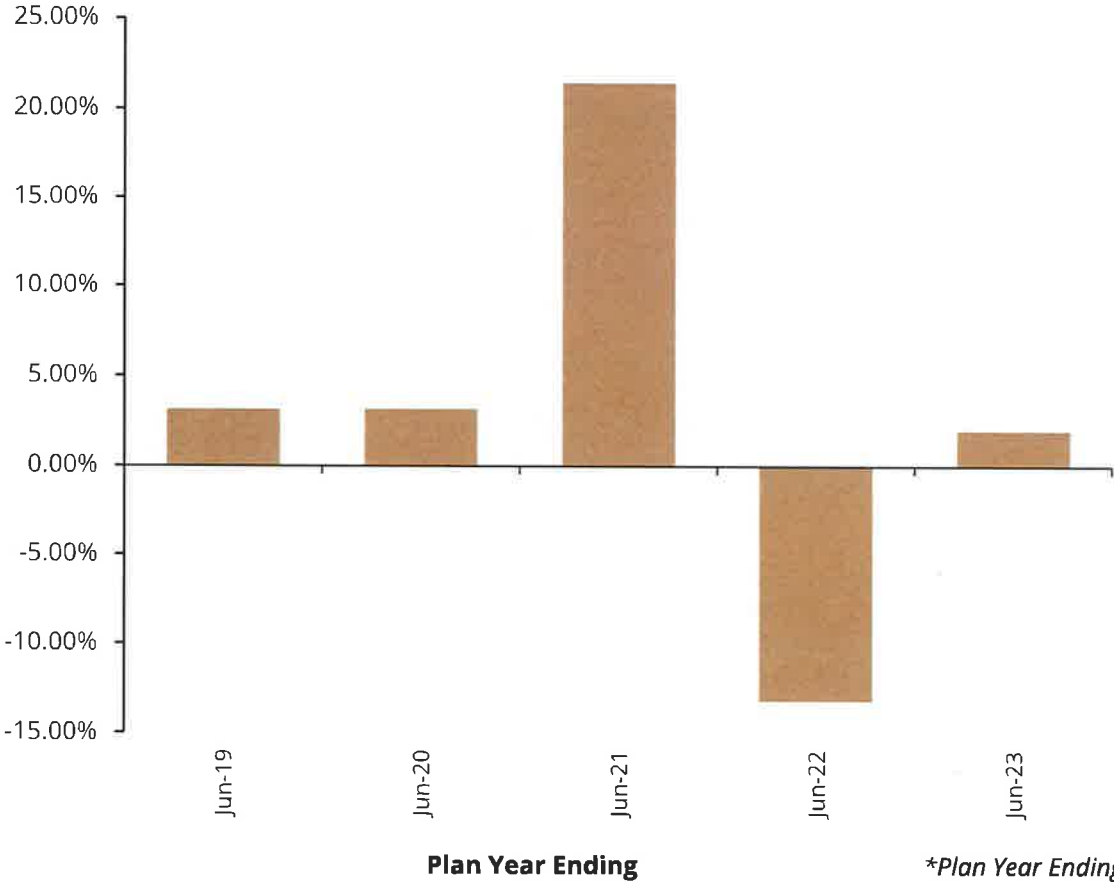
Plan Year Ending

*Plan Year Ending June 2019 is based on 5 months of activity
 **Plan Year Ending June 2023 is based on 2 months of activity

PLAN ANNUAL RETURNS

As of August 31, 2022

AS OF PLAN YEAR ENDING JUNE 30, 2023:



Year	Returns
Jun-19*	3.14%
Jun-20	3.14%
Jun-21	21.45%
Jun-22	-13.21%
Jun-23**	1.97%

*Plan Year Ending June 2019 is based on 5 months of activity
 **Plan Year Ending June 2023 is based on 2 months of activity



INVESTMENT STRATEGY AND DISCOUNT RATE

- HighMark Capital Management is a sub-advisor to the trustee and serves as investment manager and investment fiduciary for plan assets.
- Agency currently utilizes a Moderate Investment Strategy (50% Equity and 50% Fixed).
 - *30-year Expected Rate of Return: 5.95%
- Assumed Discount Rate is 5.75% as of the last actuarial valuation.
- As of August 31, 2022; inception to date return: -1.25%

**Expected Returns are based on 30-year returns for various asset classes as of April 2022*

WHY THE PARS DIVERSIFIED MODERATE PORTFOLIO?

Comprehensive Investment Solution

HighMark® Capital Management, Inc.'s (HighMark) diversified investment portfolios are designed to balance return expectations with risk tolerance. Key features include: sophisticated asset allocation and optimization techniques, four layers of diversification (asset class, style, manager, and security), access to rigorously screened, top tier money managers, flexible investment options, and experienced investment management.

Rigorous Manager Due Diligence

Our manager review committee utilizes a rigorous screening process that searches for investment managers and styles that have not only produced above-average returns within acceptable risk parameters, but have the resources and commitment to continue to deliver these results. We have set high standards for our investment managers and funds. This is a highly specialized, time consuming approach dedicated to one goal: competitive and consistent performance.

Flexible Investment Options

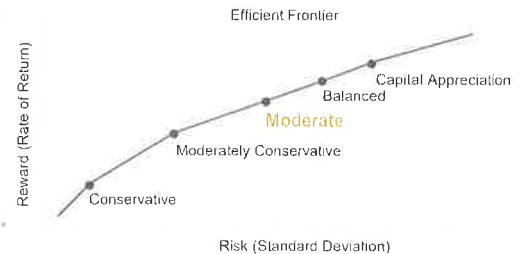
In order to meet the unique needs of our clients, we offer access to flexible implementation strategies: HighMark Plus utilizes actively managed mutual funds while Index Plus utilizes index-based securities, including exchange-traded funds. Both investment options leverage HighMark's active asset allocation approach.

Risk Management

The portfolio is constructed to control risk through four layers of diversification – asset classes (cash, fixed income, equity), investment styles (large cap, small cap, international, value, growth), managers and securities. Disciplined mutual fund selection and monitoring process helps to drive return potential while reducing portfolio risk.

INVESTMENT OBJECTIVE

To provide current income and moderate capital appreciation. It is expected that dividend and interest income will comprise a significant portion of total return, although growth through capital appreciation is equally important.



ASSET ALLOCATION — MODERATE PORTFOLIO

	Strategic Range	Policy	Tactical
Equity	40 - 60%	50%	48%
Fixed Income	40 - 60%	45%	46%
Cash	0 - 20%	5%	6%

ANNUALIZED TOTAL RETURNS (Gross of Investment Management Fees, but Net of Embedded Fund Fees)

HighMark Plus Composite (Active)		Index Plus Composite (Passive)	
Current Quarter*	-10.16%	Current Quarter*	-9.45%
Blended Benchmark**, **	-9.86%	Blended Benchmark**, **	-9.86%
Year To Date*	-14.71%	Year To Date*	-14.32%
Blended Benchmark**, **	-14.34%	Blended Benchmark**, **	-14.34%
1 Year	-12.97%	1 Year	-11.58%
Blended Benchmark**	-11.49%	Blended Benchmark**	-11.49%
3 Year	3.51%	3 Year	3.48%
Blended Benchmark**	3.77%	Blended Benchmark**	3.77%
5 Year	4.77%	5 Year	4.59%
Blended Benchmark**	4.92%	Blended Benchmark**	4.92%
10 Year	6.01%	10 Year	5.85%
Blended Benchmark**	6.19%	Blended Benchmark**	6.19%

* Returns less than one year are not annualized. ** Breakdown for Blended Benchmark: From 10/1/2012 – Present: 26.5% S&P500, 5% Russell Mid Cap, 7.5% Russell 2000, 3.25% MSCI EM (net), 6% MSCI EAFE (net), 33.50% Bloomberg US Agg, 10% ICE BofA 1-3 Yr US Corp/Govt, 1.50% ICE BofA US High Yield Master II, 1.75% Wilshire REIT, and 5% FTSE 1 Mth US T-Bill. From 4/1/2007 – 9/30/2012, the blended benchmark was 43% S&P 500, 2% Russell 2000, 5% MSCI EAFE (net), 15% ICE BofA 1-3 Year Corp./Govt, 30% Bloomberg US Agg, 5% FTSE 1 Mth US T-Bill. Prior to April 2007, the blended benchmark was 50% S&P 500, 15% ICE BofA 1-3Yr Corp/Govt, 30% Bloomberg US Agg, and 5% FTSE 1 Mth US T-Bill.

ANNUAL RETURNS (Gross of Investment Management Fees, but Net of Embedded Fund Fees)

HighMark Plus Composite (Active)		Index Plus Composite (Passive)	
2008	-22.88%	2008	-18.14%
2009	21.47%	2009	16.05%
2010	12.42%	2010	11.77%
2011	0.55%	2011	2.29%
2012	12.25%	2012	10.91%
2013	13.06%	2013	12.79%
2014	4.84%	2014	5.72%
2015	0.14%	2015	-0.52%
2016	6.45%	2016	7.23%
2017	13.19%	2017	11.59%
2018	-4.03%	2018	-4.03%
2019	17.71%	2019	17.52%
2020	12.92%	2020	11.23%
2021	9.31%	2021	10.18%

PORTFOLIO FACTS

HighMark Plus (Active)		Index Plus (Passive)	
Composite Inception Date	10/2004	Composite Inception Date	05/2006
No of Holdings in Portfolio	20	No of Holdings in Portfolio	13

HOLDINGS

HighMark Plus (Active)

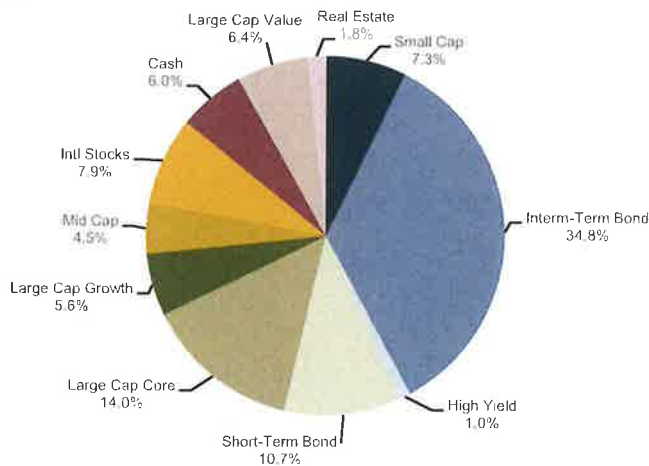
Columbia Contrarian Core I3
 Vanguard Growth & Income Adm
 Dodge & Cox Stock Fund
 iShares S&P 500 Value ETF
 Harbor Capital Appreciation - Retirement
 T. Rowe Price Growth Stock - I
 iShares Russell Mid-Cap ETF
 Vanguard Real Estate ETF
 Undiscovered Managers Behavioral Value-R6
 Vanguard Small Cap Growth ETF
 DFA Large Cap International Portfolio
 Dodge & Cox International Stock
 MFS International Growth - R6
 Hartford Schroders Emerging Markets Eq
 Vanguard Short-Term Invest-Grade Adm
 PIMCO High Yield Instl
 PIMCO Total Return Fund - Inst
 PGIM Total Return Bond - R6
 DoubleLine Core Fixed Income - I
 First American Government Obligations Z

Index Plus (Passive)

iShares Core S&P 500 ETF
 iShares S&P 500 Value ETF
 iShares S&P 500 Growth ETF
 iShares Russell Mid-Cap ETF
 Vanguard Real Estate ETF
 iShares Russell 2000 Value ETF
 iShares Russell 2000 Growth ETF
 iShares Core MSCI EAFE ETF
 Vanguard FTSE Emerging Markets ETF
 Vanguard Short-Term Invest-Grade Adm
 iShares Core U.S. Aggregate
 Vanguard High-Yield Corp Adm
 First American Government Obligations Z

Holdings are subject to change at the discretion of the investment manager.

STYLE



The performance records shown represent size-weighted composites of tax exempt accounts that meet the following criteria: Accounts are managed by HighMark with full investment authority according to the PARS Moderate active and passive objectives.

The adviser to the PARS portfolios is US Bank, and HighMark serves as sub-adviser to US Bank to manage these portfolios. US Bank may charge clients as much as 0.50% annual management fee based on a sliding scale. US Bank pays HighMark 60% of the annual management fee for assets sub-advised by HighMark under its sub-advisory agreement with US Bank. The 0.36% paid to HighMark, as well as other expenses that may be incurred in the management of the portfolio, will reduce the portfolio's returns. Assuming an investment for five years, a 5% annual total return, and an annual sub-advisory fee rate of 0.36% deducted from the assets at market at the end of each year, a \$10 million initial value would grow to \$12.53 million after fees (Net-of-Fees) and \$12.76 million before fees (Gross-of-Fees). Gross returns are presented before management and custodial fees but after all trading expenses and reflect the reinvestment of dividends and other income. A client's return will be reduced by the advisory fees and other expenses it may incur as a client. Additional information regarding the firm's policies and procedures for calculating and reporting performance results is available upon request. Performance results are calculated and presented in U.S. dollars and do not reflect the deduction of investment advisory fees, custody fees, or taxes but do reflect the deduction of trading expenses. Returns are calculated based on trade-date accounting.

Blended benchmarks represent HighMark's strategic allocations between equity, fixed income, and cash and are rebalanced monthly. Benchmark returns do not reflect the deduction of advisory fees or other expenses of investing but assumes the reinvestment of dividends and other earnings. An investor cannot invest directly in an index. The unmanaged S&P 500 Index is representative of the performance of large companies in the U.S. stock market. The MSCI EAFE Index is a free float-adjusted market capitalization index designed to measure developed market equity performance, excluding the U.S. and Canada. The MSCI Emerging Markets Index is a free float-adjusted market capitalization index that is designed to measure equity market performance in the global emerging markets. The Russell Midcap Index measures the performance of the mid-cap segment of the U.S. equity universe. The Russell 2000 Index measures the performance of the small-cap segment of the U.S. equity universe. The ICE BofA U.S. High Yield Master II Index tracks the performance of below investment grade U.S. dollar-denominated corporate bonds publicly issued in the U.S. domestic market. Wilshire REIT Index measures U.S. publicly traded Real Estate Investment Trusts. The unmanaged Bloomberg U.S. Aggregate Bond Index is generally representative of the U.S. taxable bond market as a whole. The ICE BofA 1-3 Year U.S. Corporate & Government Index tracks the bond performance of the ICE BofA U.S. Corporate & Government Index, with a remaining term to final maturity less than 3 years. The unmanaged FTSE 1-Month U.S. Treasury Bill Index tracks the yield of the 1-month U.S. Treasury Bill.

HighMark Capital Management, Inc. (HighMark), an SEC-registered investment adviser, is a wholly owned subsidiary of MUFG Union Bank, N.A. (MUB). HighMark manages institutional separate account portfolios for a wide variety of for-profit and nonprofit organizations, public agencies, and public and private retirement plans. MUB, a subsidiary of MUFG Americas Holdings Corporation, provides certain services to HighMark and is compensated for these services. Past performance does not guarantee future results. Individual account management and construction will vary depending on each client's investment needs and objectives. Investments employing HighMark strategies are NOT insured by the FDIC or by any other Federal Government Agency, are NOT Bank deposits, are NOT guaranteed by the Bank or any Bank affiliate, and MAY lose value, including possible loss of principal.

HIGHMARK CAPITAL MANAGEMENT

350 California Street
 Suite 1600
 San Francisco, CA 94104
 800-582-4734

ABOUT THE ADVISER

HighMark[®] Capital Management, Inc. (HighMark) has over 100 years (including predecessor organizations) of institutional money management experience with \$8.8 billion in assets under management and \$8.8 billion in assets under advisement*. HighMark has a long term disciplined approach to money management and currently manages assets for a wide array of clients.

ABOUT THE PORTFOLIO MANAGEMENT TEAM

Andrew Brown, CFA[®]

Senior Portfolio Manager
 Investment Experience: since 1994
 HighMark Tenure: since 1997
 Education: MBA, University of Southern California; BA, University of Southern California

Salvatore "Tory" Milazzo III, CFA[®]

Senior Portfolio Manager
 Investment Experience: since 2004
 HighMark Tenure: since 2014
 Education: BA, Colgate University

J. Keith Stribling, CFA[®]

Senior Portfolio Manager
 Investment Experience: since 1985
 HighMark Tenure: since 1995
 Education: BA, Stetson University

Christiane Tsuda

Senior Portfolio Manager
 Investment Experience: since 1987
 HighMark Tenure: since 2010
 Education: BA, International Christian University, Tokyo

Anne Wimmer, CFA[®]

Senior Portfolio Manager
 Investment Experience: since 1987
 HighMark Tenure: since 2007
 Education: BA, University of California, Santa Barbara

Asset Allocation Committee

Number of Members: 16
 Average Years of Experience: 27
 Average Tenure (Years): 15

Manager Review Group

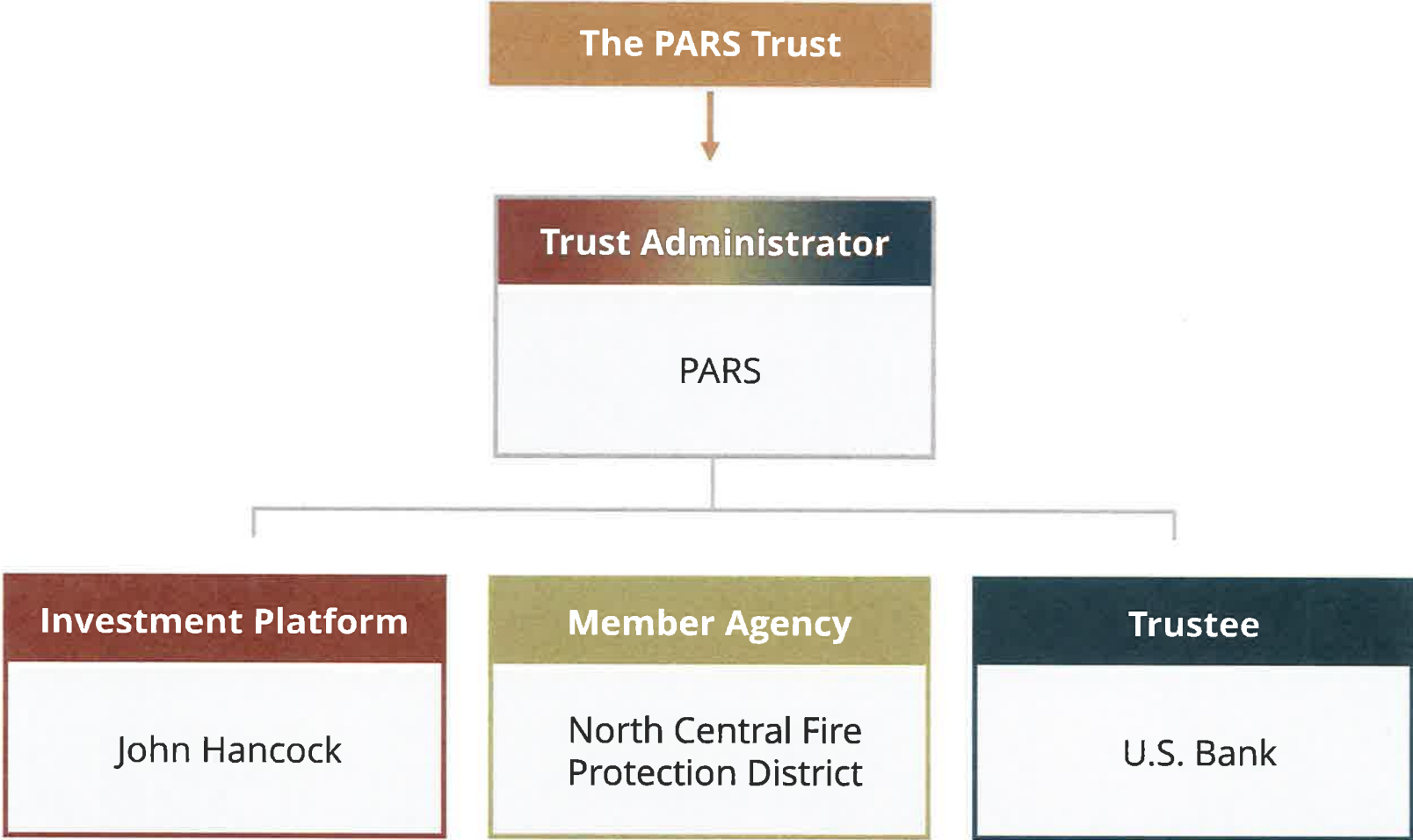
Number of Members: 7
 Average Years of Experience: 22
 Average Tenure (Years): 10

*Assets under management ("AUM") include assets for which HighMark provides continuous and regular supervisory and management services. Assets under advisement ("AUA") include assets for which HighMark provides certain investment advisory services (including, but not limited to, investment research and strategies) for client assets of its parent company, MUFG Union Bank, N.A.

The

PARS 457(B) DEFERRED COMPENSATION PLAN

PARS DEFINED CONTRIBUTION PARTNERS



PLAN FEATURE REVIEW

- **Tax-Qualified Defined Contribution Plan**
 - All Capital Gains while employed are exempt from taxation.
 - Participants receive favorable tax treatment upon distribution of account balance.
- **Eligible Employees:**
 - Full-time Employees
- **Employer Plan Contributions**
 - Prior to January 1, 2019
 - 12.5% of Compensation (Safety); 8.5% of Compensation (Non-Safety)
 - On or after January 1, 2019
 - 12.5% of Compensation (Fire Chief Only)
- **Employee Plan Contribution**
 - Voluntary

PLAN DESIGN FEATURES

- **Eligibility for Distribution** – PARS Plans permit distribution of benefits based on the occurrence of one of the following events:
 - Termination of Separation from Employment
 - Retirement
 - Permanent and Total Disability
 - Death
- **Distribution Method**
 - Lump Sum
 - Lump Sum rollover to IRA or Qualified Plan
 - Lifetime*
 - 100% Joint-and-Survivor*
 - Fixed Term Monthly Payouts ranging from 5 to 15 years*

**Account balance annuitized through insurance company*

457(B) – CONTRIBUTIONS INTO PLAN

- Due to federal law changes, contribution limits for a 457b plan are independent of other plan limits. The maximum contribution limit is the lesser of 100% of a participant’s includible compensation or the amount listed in the table below:

Year:	Maximum Annual Contribution:
2022	\$20,500

- **Standard Catch-Up Provision:** During one of the 3 calendar years prior to your Normal Retirement Age, you may be eligible to make additional contributions to the plan of up to twice the regular deferral limit.
- **Age 50+ Catch-Up Provision:** If you are age 50 or older, you may make additional contributions to the plan listed below:

Year:	Additional Amount:
2022	\$6,500

***You may not utilize both Catch-Up Provisions within the same year.*



SUMMARY OF AGENCY'S PLAN

Plan Effective Date:	September 1, 2018
Number of Participants (with a balance):	35
Average Account Balance:	\$9,946.10
Investment Selection:	Self-Directed through John Hancock platform
Default Investment:	Target Date Retirement Fund (based on retirement at age 67)
Vesting Schedule	100% Immediate

CONTACTS



Rachael Sanders, CEBS
Senior Manager, Consulting
(800) 540-6369 x121
rsanders@pars.org

Will Rogers, RPA
Client Services Coordinator
(800) 540-6369 x161
wrogers@pars.org

**NORTH CENTRAL FIRE PROTECTION DISTRICT
DISBURSEMENT JOURNAL
AUGUST 1, 2022 - AUGUST 31, 2022**

CK#	VENDOR	DESCRIPTION	DATE	TOTAL AMOUNT
	QuickBooks Payroll Service	Bank Service Fee	08/03/2022	1.75
12368	NCPFA	Union Dues	08/04/2022	5,700.00
8064	Employee Payroll Liabilities	Child Support	08/15/2022	435.00
8065	Employee Payroll Liabilities	Child Support	08/15/2022	100.50
8066	2Thrive Media LLC	Fitted Table Cloth with NCFPD logo	08/16/2022	825.26
8067	Employee Reimbursement	Per Diem	08/16/2022	106.00
8068	Aramark, Inc	Linen Service	08/16/2022	331.62
8069	ARBA	Group Life Insurance	08/16/2022	187.34
8070	ASi Administrative Solutions	Benefit Premiums	08/16/2022	5,262.00
8071	AT&T	Phone & Long Distance Service	08/16/2022	53.18
8072	AT&T Mobility	Phone & Long Distance Service	08/16/2022	86.48
8073	Baker Manock	Legal Service	08/16/2022	2,918.94
8074	Barrios Enterprise	Portable Restroom Service	08/16/2022	100.00
8075	Bauer Compressors, Inc.	Turnout Purchase	08/16/2022	73,372.87
8076	Employee Reimbursement	Per Diem	08/16/2022	106.00
8077	Employee Reimbursement	Per Diem	08/16/2022	265.00
8078	Cascade Fire Equipment	Hoses & Fittings	08/16/2022	2,547.45
8079	Employee Reimbursement	Apparatus Parts	08/16/2022	19.10
8080	Cheryl Carlson	Financial Consultant	08/16/2022	4,745.00
8081	City of Fresno - Utilities	Utilities	08/16/2022	78.85
8082	City of Kerman	Utilities	08/16/2022	723.21
8083	Employee Reimbursement	Per Diem	08/16/2022	424.00
8084	Comcast Business	Internet & Phone Services	08/16/2022	1,609.82
8085	Consolidated Services, Inc.	A/C	08/16/2022	765.00
8086	Cook's, Inc.	Repair to Radio	08/16/2022	299.02
8087	County of Fresno - POB	POB	08/16/2022	30,915.37
8088	Employee Reimbursement	Per Diem	08/16/2022	318.00
8089	Employee Reimbursement	Per Diem	08/16/2022	424.00
8090	Employee Reimbursement	Per Diem	08/16/2022	318.00
8091	FAIRA	Insurance	08/16/2022	132,945.00
8092	FDAC Employment Benefits	Health & Voluntary Life Insurance	08/16/2022	642.77
8093	Fire Specialties	Fire Investigators	08/16/2022	451.88
8094	Hello's TFB Inc	Phone Repair	08/16/2022	3,426.92
8095	John Hancock USA	457 Plan Contributions	08/16/2022	5,047.52
8096	John Nipp	Station 54 Rent - September	08/16/2022	3,400.00
8097	Jorgensen Company, Inc.	Extinguishers	08/16/2022	552.48
8098	Employee Reimbursement	Per Diem	08/16/2022	477.00
8099	Employee Reimbursement	Per Diem	08/16/2022	212.00
8100	Employee Reimbursement	Per Diem	08/16/2022	53.00
8101	Board Member Reimbursement	Board Member Health Insurance	08/16/2022	799.00
8102	Employee Reimbursement	Per Diem	08/16/2022	477.00
8103	KerWest	Legal notice for preliminary budget	08/16/2022	419.70
8104	Employee Reimbursement	Per Diem	08/16/2022	212.00
8105	Employee Reimbursement	Per Diem	08/16/2022	318.00
8106	L.N. Curtis, Inc.	Apparatus Equipment	08/16/2022	190.69
8107	Employee Reimbursement	Per Diem	08/16/2022	318.00
8108	Loperena Antenna Sites	Owens Mountain Antenna Site Lease	08/16/2022	1,853.00
8109	Mac's Equipment	Parts for Apparatus	08/16/2022	910.98
8110	Board Member Reimbursement	Board Member Health insurance	08/16/2022	901.00
8111	Board Member Reimbursement	Board Member Health Insurance	08/16/2022	168.16
8112	Mid Valley	Utilities	08/16/2022	332.02
8113	NAPA	Part for Apparatus	08/16/2022	13.94

CK#	VENDOR	DESCRIPTION	DATE	TOTAL AMOUNT
8114	Employee Reimbursement	Per Diem	08/16/2022	371.00
8115	Employee Reimbursement	Mileage Reimbursement	08/16/2022	32.13
8116	ODP Business Solutions	Office Supplies	08/16/2022	347.39
8117	ORKIN, LLC	Pest Control Service	08/16/2022	216.00
8118	PARS	Pension & 457	08/16/2022	3,031.82
8119	PG&E	Utilities	08/16/2022	3,648.27
8120	PrideStaff	Recruiting	08/16/2022	10,615.20
8121	Quinn Co.	Generators	08/16/2022	1,036.44
8122	Ray Morgan	Printer Maintenance	08/16/2022	73.58
8123	Real-Time, Inc.	Computer Maintenance	08/16/2022	5,894.89
8124	REPUBLIC	Utilities	08/16/2022	122.14
8125	Employee Reimbursement	Per Diem	08/16/2022	212.00
8126	Employee Reimbursement	Per Diem	08/16/2022	265.00
8127	ROBERT V. JENSEN	Fuel	08/16/2022	3,031.97
8128	Rolinda Farm Supply	Station Supplies, Station Maint., & Apparatus	08/16/2022	210.81
8129	Board Member Reimbursement	Board Member Health Insurance	08/16/2022	799.00
8130	Employee Reimbursement	Per Diem	08/16/2022	53.00
8131	Sebastian	Phone & Long Distance Service	08/16/2022	174.51
8132	Sierra Data Management	Storage for old files	08/16/2022	45.22
8133	Slumberger	Maintenance at Stations	08/16/2022	863.03
8134	Steve Badilla Investigations	Employee Investigations	08/16/2022	4,554.00
8135	Streamline	Web Maintenance	08/16/2022	400.00
8136	Tempest	Equipment Maintenance	08/16/2022	529.13
8137	Employee Reimbursement	Per Diem	08/16/2022	106.00
8138	Employee Reimbursement	Per Diem	08/16/2022	53.00
8139	Employee Reimbursement	Health Insurance	08/16/2022	1,350.00
8140	Employee Reimbursement	Per Diem	08/16/2022	53.00
8141	U.S. Bank PARS	Pension Plan Contributions	08/16/2022	51,035.12
8142	UNITEDHEALTHCARE INS	Prior Board Member Health Insurance	08/16/2022	431.75
8143	Valley Farm Supply, Inc.	Station Supplies, Station Maint., & Apparatus	08/16/2022	231.53
8144	Vincent Communications, Inc.	Radio Repair	08/16/2022	3,989.76
8145	Employee Reimbursement	Per Diem	08/16/2022	530.00
8146	Wally's Tire & Wheel	Tire Repair	08/16/2022	2,122.60
8147	Employee Reimbursement	Per Diem	08/16/2022	53.00
8148	Facility Design Inc.	Training Desk Deposit	08/23/2022	575.82
8150	Employee Reimbursement	Apparatus Equipment	08/31/2022	222.00
8151	2Thrive Media LLC	Printed Canopies with NCFPD logo	08/31/2022	674.88
8152	AllStar Fire Equipment, Inc.	Turnout	08/31/2022	20,621.89
8153	VOIDED Check	VOID:	08/31/2022	0.00
8154	Aramark, Inc	Linen Service	08/31/2022	267.94
8155	Biola CSD	Utilities	08/31/2022	235.01
8156	Cheryl Carlson	Financial Consultant	08/31/2022	5,490.10
8157	Comcast Business	Internet and Phone Service	08/31/2022	202.39
8158	CSG Consultants, Inc	Plan Consultants	08/31/2022	431.25
8159	Employee Reimbursement	Flex Plan Reimbursement	08/31/2022	3,541.00
8160	Department of Justice	Finger Prints	08/31/2022	554.00
8161	ECMS	Turnout Repair	08/31/2022	5,086.80
8162	Fastenal Company	Station Supplies	08/31/2022	2,264.88
8163	Fire Specialties	Fire Investigators	08/31/2022	321.30
8164	Fresno County DPH - EMS Division	Dispatch Service	08/31/2022	15,322.25
8165	Employee Reimbursement	Per Diem	08/31/2022	285.00
8166	John Hancock USA	457 Plan Contributions	08/31/2022	4,932.06
8167	Jorgensen Company, Inc.	Extinguishers	08/31/2022	204.29
8168	Liebert Cassidy Whitmore	Legal Services	08/31/2022	913.00
8169	Newton Custom Tractor Work	Weed Abatement	08/31/2022	4,415.00

CK#	VENDOR	DESCRIPTION	DATE	TOTAL AMOUNT
8170	ODP Business Solutions	Office Supplies	08/31/2022	958.18
8171	ORKIN, LLC	Pest Control Services	08/31/2022	272.00
8172	PG&E	Utilities	08/31/2022	5,353.12
8173	Raul Herrera	Polygraphs & Investigations	08/31/2022	1,600.00
8174	Ray Morgan	Copier Maintenance	08/31/2022	479.33
8175	Real-Time, Inc.	Computer Maintenance	08/31/2022	3,003.00
8176	ROBERT V. JENSEN	Fuel	08/31/2022	5,949.32
8177	Santander Leasing, LLC	WT lease payment	08/31/2022	49,160.54
8178	Sparkletts	Water Deliveries	08/31/2022	1,002.64
8179	Standard Insurance Company	Life & LTD Insurance	08/31/2022	1,885.00
8180	Steve Badilla Investigations	Employee Investigations	08/31/2022	4,848.00
8181	U.S. Bank PARS	Pension Plan Contributions	08/31/2022	50,911.00
8182	U.S. Bank Voyager Fleet Systems	Voyager Card Fuel Purchases	08/31/2022	5,299.81
8183	Verizon	Toughbooks Data Plan	08/31/2022	836.22
8184	Verizon Wireless	Cell Phone - Operations	08/31/2022	537.03
8185	Verizon Wireless Office	Cell Phone - Administration	08/31/2022	522.50
8186	Employee Reimbursement	Per Diem	08/31/2022	366.58
8187	Sierra Lock	General Lock Keyed	08/31/2022	150.06
8188	U.S. Bank Cal-Card	Maintenance, Computer, Station, Comm., & Apparatus, Travel, Bank Fees, Food, Postage, Training ...	08/31/2022	26,848.47
TOTAL				\$ 610,186.77

Board action: To approve disbursements from West America general account as presented for the total amount of \$ 610,186.77

**NORTH CENTRAL FIRE PROTECTION DISTRICT
DISBURSEMENT JOURNAL
SEPTEMBER 1, 2022 - SEPTEMBER 30, 2022**

CK#	VENDOR	DESCRIPTION	DATE	TOTAL AMOUNT
8192	Employee Payroll Liability	Child Support	09/01/2022	110.50
	QuickBooks Payroll Service	Bank Service Fee	09/02/2022	1.75
	AT&T	Phone & Long Distance Service	09/04/2022	
	Clyde Lansing	Consultant - Aug. & Sep.	09/06/2022	4,000.00
8193	Real-Time, Inc.	Computer Maintenance	09/12/2022	1,347.50
	QuickBooks Payroll Service	Bank Service Fee	09/15/2022	1.75
	NCPFA	Union dues	09/16/2022	5,600.00
8194	Employee Reimbursement	Per Diem	09/16/2022	53.00
8195	AllStar Fire Equipment, Inc.	Apparatus Equipment & Fire Hose	09/16/2022	2,480.13
8196	Aramark, Inc	Linen Service	09/16/2022	306.33
8197	ARBA	Group Life Insurance - October	09/16/2022	179.78
8198	ASi Administrative Solutions	Dental/Vision Premiums	09/16/2022	2,574.00
8199	AT&T Mobillity	Phone & Long Distance Service	09/16/2022	3,436.37
8200	Baker Manock	Legal Service	09/16/2022	3,225.94
8201	Barrios Enterprise	Portable Restroom Service	09/16/2022	100.00
8202	Employee Reimbursement	Per Diem	09/16/2022	53.00
8203	Employee Reimbursement	Per Diem	09/16/2022	619.00
8204	Employee Reimbursement	Per Diem	09/16/2022	53.00
8205	Employee Reimbursement	Per Diem	09/16/2022	159.00
8206	Employee Reimbursement	Per Diem	09/16/2022	53.00
8207	City of Fresno - Utilities	Utilities	09/16/2022	868.58
8208	City of Kerman	Utilities	09/16/2022	713.03
8209	Employee Reimbursement	Per Diem	09/16/2022	212.00
8210	Employee Reimbursement	Per Diem	09/16/2022	159.00

CK#	VENDOR	DESCRIPTION	DATE	TOTAL AMOUNT
8211	Comcast	Internet and Phone Services	09/16/2022	1,609.82
8212	Cook's, Inc.	Radio Maintenance	09/16/2022	382.50
8213	CSG Consultants, Inc	Plan Consultants	09/16/2022	718.75
8214	Employee Reimbursement	Per Diem	09/16/2022	530.00
8215	Employee Reimbursement	Per Diem	09/16/2022	499.00
8216	Employee Reimbursement	Mileage	09/16/2022	251.25
8217	Department of Justice	Finger Prints	09/16/2022	98.00
8218	Employee Reimbursement	Per Diem	09/16/2022	318.00
8219	Employee Reimbursement	Per Diem	09/16/2022	424.00
8220	Employee Reimbursement	Per Diem	09/16/2022	53.00
8221	ESO Solutions Inc.	Fire Supression - RMS System	09/16/2022	4,039.00
8222	Failsafe Testing, LLC	Ladder Testing Certification	09/16/2022	1,100.00
8223	Fastenal Company	Station Supplies	09/16/2022	1,024.48
8224	Faustino Lopez	Garden Service	09/16/2022	450.00
8225	FDAC Employment Benefits	Health & Voluntary Life Insurance	09/16/2022	59,934.70
8226	Fire Safety Solutions Inc.	County Plan Review - July & August	09/16/2022	1,560.00
8227	Employee Reimbursement	Per Diem	09/16/2022	53.00
8228	H & J Chevrolet, Inc.	Vehicle Maintenance & Repair	09/16/2022	252.33
8229	Industrial Electrical Company	Generator	09/16/2022	37,917.30
8230	Employee Reimbursement	Per Diem	09/16/2022	106.00
8231	Employee Reimbursement	Per Diem	09/16/2022	159.00
8232	Employee Reimbursement	Medical-Flex	09/16/2022	700.00
8233	John Hancock USA	PARS-457	09/16/2022	4,932.06
8234	John Nipp	Station 54 Rent - September	09/16/2022	3,400.00
8235	Employee Reimbursement	Per Diem	09/16/2022	53.00
8236	Employee Reimbursement	Per Diem	09/16/2022	371.00
8237	Employee Reimbursement	Per Diem	09/16/2022	53.00
8238	Board Member Reimbursement	Board Member Health Insurance	09/16/2022	799.00
8239	Employee Reimbursement	Per Diem	09/16/2022	424.00
8240	Employee Reimbursement	Per Diem	09/16/2022	585.76
8241	Kings County Welding	Training Facility	09/16/2022	11,271.02
8242	Employee Reimbursement	Per Diem	09/16/2022	530.00
8243	L.N. Curtis, Inc.	Apparatus Equipment & Fire Hose	09/16/2022	4,602.95
8244	Employee Reimbursement	Per Diem	09/16/2022	530.00
8245	Lexipol LLC	Fire Policy Manual & Procedures 22-23	09/16/2022	8,727.99
8246	Loperena Antenna Sites	Owens Mountain Antenna Site Lease	09/16/2022	1,853.00
8247	Mac's Equipment	Parts for Apparatus	09/16/2022	584.84
8248	Madera Uniform & Accessories LLC	ROP Uniforms	09/16/2022	5,680.46
8249	Board Member Reimbursement	Board Member Health Insurance	09/16/2022	901.00
8250	Board Member Reimbursement	Board Member Health Insurance	09/16/2022	168.16
8251	Mid Valley	Utilities	09/16/2022	377.30
8252	Employee Reimbursement	Per Diem	09/16/2022	477.00
8253	Occupational Health Centers	New Hires physicals	09/16/2022	2,113.00
8254	ODP Business Solutions	Office Supplies	09/16/2022	1,377.73
8255	Olmy Creations	Banner for Harvest Festival Parade	09/16/2022	975.00
8256	ORKIN, LLC	Pest Control Services	09/16/2022	3,101.40
8257	Overhead Door, Inc.	Repair - Station 57 Rollup door	09/16/2022	279.41
8258	PARS	Membership Pension & 457	09/16/2022	3,031.82
8259	PG&E	Utilities	09/16/2022	1,933.72
8260	Ray Morgan	Printer Maintenance	09/16/2022	72.42
8261	REPUBLIC	Utilities: Trash Disposal	09/16/2022	77.83
8262	Employee Reimbursement	Per Diem	09/16/2022	282.00
8263	Employee Reimbursement	Per Diem	09/16/2022	371.00
8264	ROBERT V. JENSEN	Fuel	09/16/2022	5,601.24
8265	Rod's Plumbing	Line Test	09/16/2022	139.00

CK#	VENDOR	DESCRIPTION	DATE	TOTAL AMOUNT
8266	Rolinda Farm Supply	Station Supplies, Stations Maintenance, Apparatus	09/16/2022	66.84
8267	Board Member Reimbursement	Board Member Health Insurance	09/16/2022	799.00
8268	SDRMA	Worker Comp Program Year 2021 - 2022	09/16/2022	11,421.85
8269	Employee Reimbursement	Per Diem	09/16/2022	53.00
8270	Sebastian	Phone & Long Distance Service	09/16/2022	174.51
8271	Sierra Data Management	Storage of Scanned Documents	09/16/2022	45.22
8272	Sierra HR Partners, Inc.	Consultant - 8/31/22	09/16/2022	250.00
8273	Slumberger	Maintenance at Stations	09/16/2022	1,791.28
8274	Streamline	Web Maintenance Sep. - Oct.	09/16/2022	400.00
8275	Target Solutions Learning LLC	Vector LMS - Annual	09/16/2022	1,925.00
8276	Employee Reimbursement	Per Diem	09/16/2022	508.00
8277	Employee Reimbursement	Medical	09/16/2022	679.98
8278	Employee Reimbursement	Health Insurance	09/16/2022	1,350.00
8279	Employee Reimbursement	Per Diem	09/16/2022	318.00
8280	Employee Reimbursement	Per Diem	09/16/2022	53.00
8281	Tyler Burgess Construction	Construction on Station 59	09/16/2022	288,833.27
8282	Employee Reimbursement	Per Diem	09/16/2022	53.00
8283	Employee Reimbursement	Per Diem	09/16/2022	106.00
8284	U.S. Bank PARS	Pension	09/16/2022	51,462.84
8285	UNITEDHEALTHCARE INS	Prior Board Member health insurance	09/16/2022	431.75
8286	UnWired Broadband, LLC	Radio Communication	09/16/2022	5.16
8287	Valley Farm Supply, Inc.	Station Supplies, Station Maintenance, Apparatus	09/16/2022	1,576.62
8288	Vincent Communications, Inc.	Communication Radio	09/16/2022	65,318.80
8289	Employee Reimbursement	Per Diem	09/16/2022	689.00
8290	Employee Payroll Liabilities	Child Support	09/16/2022	435.00
8291	Employee Payroll Liabilities	Child Support	09/16/2022	110.50
		Service Charge	09/16/2022	19.81
	QuickBooks Payroll Service	QBooks Online	09/23/2022	183.89
	QuickBooks Payroll Service	QBooks Online	09/23/2022	126.48
8293	APCO International Inc.	Consolidate Call Signs	09/26/2022	210.00
8295	VOIDED Check	VOID	09/30/2022	0.00
8296	Action Towing	Towing - OES Engine 370	09/30/2022	1,000.00
8297	Aramark, Inc	Linen Service	09/30/2022	317.14
8298	Biola CSD	Utilities	09/30/2022	334.12
8299	Employee Reimbursement	Per Diem	09/30/2022	53.00
8300	Employee Reimbursement	Per Diem	09/30/2022	212.00
8301	Employee Payroll Liabilities	Child Support	09/30/2022	435.00
8302	Employee Payroll Liabilities	Child Support	09/30/2022	100.50
8303	Employee Reimbursement	Parts for the dodge 1947 engine	09/30/2022	92.07
8304	Cheryl Carlson	Financial Consultant	09/30/2022	5,221.89
8305	City of Fresno - Utilities	Utilities	09/30/2022	85.29
8306	Employee Reimbursement	Per Diem	09/30/2022	318.00
8307	Employee Reimbursement	Per Diem	09/30/2022	265.00
8308	Comcast Business	Internet & Phone Services	09/30/2022	202.39
8309	Consolidated Services, inc.	A/C Repair & Maintenance	09/30/2022	1,380.00
8310	County of Fresno - POB	POB	09/30/2022	30,915.37
8311	Employee Reimbursement	Per Diem	09/30/2022	212.00
8312	Employee Reimbursement	Per Diem	09/30/2022	212.00
8313	Employee Reimbursement	Per Diem	09/30/2022	176.00
8314	Fastenal Company	Station Supplies	09/30/2022	180.75
8315	Fire Apparatus Solutions	Apparatus Maintenance & Repair	09/30/2022	89,694.32
8316	Fresno County DPH - EMS Division	Dispatch Services - September	09/30/2022	15,322.25
8317	Employee Reimbursement	Per Diem	09/30/2022	89.00
8318	Employee Reimbursement	Per Diem	09/30/2022	53.00
8319	John Hancock USA	Membership Pension & 457	09/30/2022	4,732.06

CK#	VENDOR	DESCRIPTION	DATE	TOTAL AMOUNT
8320	Jorgensen Company, Inc.	Extinguisher Service	09/30/2022	455.13
8321	Employee Reimbursement	Per Diem	09/30/2022	159.00
8322	Employee Reimbursement	Per Diem	09/30/2022	212.00
8323	Employee Reimbursement	Mileage	09/30/2022	40.92
8324	Employee Reimbursement	Per Diem	09/30/2022	318.00
8325	Employee Reimbursement	Per Diem	09/30/2022	106.00
8326	Employee Reimbursement	Per Diem	09/30/2022	265.00
8327	L.N. Curtis, Inc.	Apparatus Equipment & Fire Hose	09/30/2022	5,550.49
8328	Employee Reimbursement	Per Diem	09/30/2022	265.00
8329	Employee Reimbursement	Per Diem	09/30/2022	159.00
8330	Employee Reimbursement	Per Diem	09/30/2022	212.00
8331	Occupational Health Centers	Employee Meedical	09/30/2022	5,135.00
8332	ODP Business Solutions	Office Supplies	09/30/2022	1,010.24
8333	ORKIN, LLC	Pest Control Services	09/30/2022	42.00
8334	PG&E	Utilities	09/30/2022	5,234.83
8335	Ray Morgan	Printer Maintenance	09/30/2022	555.92
8336	Real-Time, Inc.	Computer Maintenance	09/30/2022	3,729.00
8337	Employee Reimbursement	Per Diem	09/30/2022	212.00
8338	Employee Reimbursement	Per Diem	09/30/2022	212.00
8339	ROBERT V, JENSEN	Fuel	09/30/2022	2,755.02
8340	Sierra Lock	Key / Lock	09/30/2022	113.77
8341	Sparkletts	Water	09/30/2022	844.76
8342	Standard Insurance Company	Life & LTD Insurance	09/30/2022	2,059.00
8343	Superior Insulation & Remodeling Pro.	Remodel	09/30/2022	560.00
8344	Employee Reimbursement	Per Diem	09/30/2022	265.00
8345	Employee Reimbursement	Per Diem	09/30/2022	371.00
8346	Employee Reimbursement	Per Diem	09/30/2022	318.00
8347	U.S. Bank Cal-Card	Maintenance, Repiar, Supplies, Postage, & Apparatus	09/30/2022	40,194.01
8348	U.S. Bank PARS	Pension	09/30/2022	50,765.82
8349	U.S. Bank Voyager Fleet Systems	Voyager Card Fuel Purchases	09/30/2022	5,016.57
8350	UnWired Broadband, LLC	Radio Communication	09/30/2022	4.99
8351	Verizon	Toughbooks Data Plan	09/30/2022	836.22
8352	Verizon Wireless	Cell Phone Operations	09/30/2022	554.88
8353	Verizon Wireless Office	Cell Phone - Admin	09/30/2022	525.97
8354	Employee Reimbursement	Per Diem	09/30/2022	318.00
TOTAL				\$ 914,541.39

Board action: To approve disbursements from West America general account as presented for the total amount of \$ 914,541.39

**NORTH CENTRAL FIRE PROTECTION DISTRICT
DISTRICT FUND CASH BALANCES**

FUND CASH BALANCES	GENERAL	CAPITAL EQUIPMENT	BUILDING	EMS	SICK LEAVE	RESERVE FUND	RISK CONTINGENCY	TOTAL OF ALL FUNDS
FUND CLASS #	10000	20000	41400	41410	41420	41430	41440	
Beg Balance 8/01/2022	5,277,738.76	4,472,601.65	319,079.63	442,005.78	35,075.84	347,875.46	121,824.13	11,016,201.25
Ending Balance 9/30/2022	2,056,834.08	4,483,273.82	319,978.32	454,570.33	35,194.26	349,049.93	122,235.43	7,821,136.17

**NORTH CENTRAL FIRE PROTECTION DISTRICT
SERVICES, SUPPLIES AND MAINTENANCE
BUDGET - TO - ACTUAL
JULY 2022 - JUNE 2023**

Services, Supplies and Maintenance	Fiscal Year 2022 - 2023 Budget	Activity thru 7/31/22	August & September	YTD Total	% of Budget Used	Budget Remaining	% of Budget Remaining
County of Fresno - Dispatch Services	183,900	15,322.25	30,644.50	45,966.75	25.0%	137,933.25	75.0%
Pension Obligation Bonds	385,500	30,915.37	61,830.74	92,746.11	24.1%	292,753.89	75.9%
FCERA Payment Financing	417,900	208,529.20	0.00	208,529.20	49.9%	209,370.80	50.1%
Apparatus Financing Payment	49,200	49,160.54	0.00	49,160.54	99.9%	39.46	0.1%
Station 54 Lease	40,800	6,800.00	6,800.00	13,600.00	33.3%	27,200.00	66.7%
Property, Auto & Liability Insurance	133,000	0.00	132,945.00	132,945.00	100.0%	55.00	0.0%
Personal Protective Equipment	92,100	1,336.39	80,233.97	81,570.36	88.6%	10,529.64	11.4%
Communications	124,000	8,016.99	88,491.46	96,508.45	77.8%	27,491.55	22.2%
Apparatus Maintenance	250,000	21,140.47	80,792.07	101,932.54	40.8%	148,067.46	59.2%
Station Equipment Maintenance	12,000	904.62	2,105.66	3,010.28	25.1%	8,989.72	74.9%
Computers & Office Equipment	77,300	5,811.04	35,687.83	41,498.87	53.7%	35,801.13	46.3%
Facility Maintenance	200,000	38,536.78	25,264.08	63,800.86	31.9%	136,199.14	68.1%
Station Supplies	71,900	8,469.75	10,609.17	19,078.92	26.5%	52,821.08	73.5%
Fuel	163,000	18,106.07	30,176.62	48,282.69	29.6%	114,717.31	70.4%
Utilities	90,400	8,066.28	31,990.52	40,056.80	44.3%	50,343.20	55.7%
Legal & Accounting	146,800	4,745.00	25,858.85	30,603.85	20.8%	116,196.15	79.2%
Professional Services	152,200	2,193.01	51,111.96	53,304.97	35.0%	98,895.03	65.0%
Membership Dues & Subscriptions	18,800	1,827.67	1,297.88	3,125.55	16.6%	15,674.45	83.4%
Travel Expenses	45,000	8,971.07	20,566.60	29,537.67	65.6%	15,462.33	34.4%
Training	120,000	1,534.54	23,661.65	25,196.19	21.0%	94,803.81	79.0%
Health, Fitness and Safety	30,000	16,029.86	0.00	16,029.86	53.4%	13,970.14	46.6%
Office Supplies	17,000	3,035.50	9,320.62	12,356.12	72.7%	4,643.88	27.3%
Food	36,000	10,149.12	21,434.85	31,583.97	87.7%	4,416.03	12.3%
Fire Prevention	50,000	1,532.43	3,623.33	5,155.76	10.3%	44,844.24	89.7%
Apparatus Tools, Equipment & Hose	115,000	2,706.25	31,040.16	33,746.41	29.3%	81,253.59	70.7%
SCBA Masks & Maintenance	84,000	0.00	251.25	251.25	0.3%	83,748.75	99.7%
Totals	3,105,800	473,840.20	805,738.77	1,279,578.97	41.2%	1,826,221.03	58.8%

3rd month of fiscal year - average = 25.0%

**NORTH CENTRAL FIRE PROTECTION DISTRICT
WAGES, BENEFITS, POB AND FUND EXPENDITURES
BUDGET - TO - ACTUAL
JULY 2022 - JUNE 2023**

Wages, Benefits and POB	Fiscal Year 2022 - 2023 Budget	Activity thru 7/31/22	August & September	YTD Total	% of Budget Used	Budget Remaining	% of Budget Remaining
Current Board Wages and Benefits	51,200	5,154.98	6,694.26	11,849.24	23.1%	39,351	76.9%
Prior Board Member Benefits	5,600	431.75	887.50	1,319.25	23.6%	4,281	76.4%
Surviving Spouse Benefits	11,600	1,838.76	943.38	2,782.14	24.0%	8,818	76.0%
Employee Wages and Benefits	9,061,550	986,739.40	1,384,755.71	2,371,495.11	26.2%	6,690,055	73.8%
Total Wages, Benefits and POB	9,129,950	994,164.89	1,393,280.85	2,387,445.74	26.1%	6,742,504	73.9%
Fund Expenditures per Budget							
Weed Abatement	25,000	0.00	4,455.55	4,455.55	17.8%	20,544	82.2%
Renovation of Station 59 App Bay	373,200	219,195.76	139,787.67	358,983.43	96.2%	14,217	3.8%
Type III Fire Engine	500,000	0.00	0.00	0.00	0.0%	500,000	100.0%
Capital Improvement Projects	100,000	1,036.44	7,062.00	8,098.44	8.1%	91,902	91.9%
Two Fire Prevention Vehicles	85,000	0.00	0.00	0.00	0.0%	85,000	100.0%
Miscellaneous Expenditures - Capital	20,000	0.00	0.00	0.00	0.0%	20,000	100.0%
Total Fund Expenditures	1,103,200	220,232.20	151,305.22	371,537.42	33.7%	731,663	66.3%

**NORTH CENTRAL FIRE PROTECTION DISTRICT
REVENUE AND REIMBURSEMENTS
BUDGET - TO - ACTUAL
JULY 2022 - JUNE 2023**

Revenue	Fiscal Year 2022 - 2023 Budget	Activity thru 7/31/22	August & September	YTD Total	% of Budget Received	Budget Remaining	%
Property Taxes	10,942,100	0.00	60,196.18	60,196.18	1%	10,881,904	99%
Interest (County Investment Pool)	131,400	0.00	0.00	0.00	0%	131,400	100%
Fees, Permits and Plan Checks	71,500	14,877.50	26,761.25	41,638.75	58%	29,861	42%
Ambulance Station Lease	17,400	0.00	0.00	0.00	0%	17,400	100%
Tower Rental	31,700	2,624.00	7,872.00	10,496.00	33%	21,204	67%
FCC ISA/Training Reimbursement	166,000	0.00	65,686.63	65,686.63	40%	100,313	60%
Reimbursement for Priority One Calls	13,000	0.00	0.00	0.00	0%	13,000	100%
Miscellaneous Income	17,300	0.00	13,317.82	13,317.82	77%	3,982	23%
Revenue Totals	11,390,400	17,501.50	173,833.88	191,335.38	1.68%	11,199,065	98.3%
Reimbursable Items							
SHSGP and OES Grant Reimbursements	120,000	0.00	18,306.00	18,306.00	15%	101,694	85%
Strike Team Reimbursement		0.00	114.13	114.13			
2019 SAFER Grant	919,000	0.00	0.00	0.00	0%	919,000	100%
2020 SAFER Grant	867,600	0.00	1,999.99	1,999.99	0%	865,600	100%
Reimbursement Totals	1,906,600	0.00	20,420.12	20,420.12	1.07%	1,886,294	99%

**NORTH CENTRAL FIRE PROTECTION DISTRICT
BOARD OF DIRECTORS
REGULAR BOARD MEETING
THURSDAY, August 25, 2022, 5:30 P.M.**

MINUTES

1. CALL TO ORDER

District Board Vice Chair Mr. Rusty Nonini called the meeting to order at 5:34 p.m.

Roll Call

Board Members Present: Mr. Michael Golden, Ms. Amanda Souza, Mr. Michael Foglio, and Mr. Rusty Nonini.

Mr. Ken Abrahamian arrived 5:38 p.m. prior to Consent Agenda.

Also present were Fire Chief Tim Henry, Counsel Gabriel Delgado, and Cheryl Carlson.

2. INVOCATION AND FLAG SALUTE

The invocation will be led by Pastor Tim McDonald of the Biola Congregational Church and the flag salute will be led by Chief Henry.

3. PUBLIC COMMENTS

Chief Henry introduced and welcomed Lance Morton, Secretary of the North Central Professional Firefighters Association, Local 5260. There were no other comments.

4. CONSENT AGENDA

- A) Consideration and Approval of Disbursements List for July 2022
- A) Review and Acceptance of Monthly Financial Reports
 - 1) Fresno County: Cash Balances – All Funds
 - 2) Budget Variance Report: YTD Expenses Compared to Budget
 - 3) Revenue and Reimbursement Report

MOTION: To approve the consent agenda as presented.

Moved by: Mr. Golden, second by Mr. Nonini

Mr. Abrahamian:	Mr. Golden:	Mr. Foglio:	Mr. Nonini:	Ms. Souza:	Vote
Aye	Aye	Aye	Aye	Aye	5/0

5. APPROVAL OF MINUTES

- A) Minutes of the Regular Board Meeting of July 28, 2022.

MOTION: To approve the minutes of the Regular Board Meeting of July 28, 2022, as presented.

Moved by: Mr. Golden, second by Mr. Foglio

Mr. Abrahamian: Mr. Golden: Mr. Foglio: Mr. Nonini: Ms. Souza: Vote
Abstained Aye Aye Aye Aye 4/0

6. FIRE CHIEF REPORT

- A) Fire Incident/Fire Prevention Reports for July 2022
- B) Fireworks Citations and Appeals Hearing Update
- C) Operational Update

A. Chief Henry stated life and medical aid calls were down. The board had no questions.

B. Chief Henry reported on seven fireworks citations issued, five had appealed and were settled in a pre-hearing.

C. Chief Henry introduced Deputy Chief McAfee to discuss the inquiry of operational updates for response times from the prior board meeting. Chief McAfee reported on statistical response data for Stations 59 and Station 54 for the month of July.

Board member Nonini asked about bench marks being higher for station 54. Chief McAfee explained it is a rural area and rural areas are given a bench mark of 12-minute response times versus urban areas which have shorter bench mark response times.

7. PUBLIC HEARING TO CONSIDER PROPOSALS FOR A COMMUNITY DEVELOPMENT BLOCK GRANT (CDBG)

- A) Action item - Conduct Public Hearing to consider proposals for a Community Development Block Grant (CDBG).

Mr. Abrahamian opened the floor to the Public Hearing for public comments to consider proposals for CDBG grant funds at 5:50 p.m.

Mr. Abrahamian asked if there were any members of the public that would like to make a comment but there were none.

Cheryl Carlson reported the proposed project the District is considering for the CDBG Grant is a Water Tender for Biola.

Mr. Abrahamian asked if there were any questions or comments from the District Board or any one from the public, but there were no comments.

Mr. Abrahamian closed the floor to the Public Hearing for public comments to consider proposals for CDBG grant funds at 5:52 p.m.

8. RESOLUTION NO. 22-09 APPROVING THE DISTRICT'S PARTICIPATION IN THE FEDERAL COMMUNITY DEVELOPMENT BLOCK GRANT (CDBG) PROGRAM

A) Action item – Consider and adopt Resolution No. 22-09 approving the District's participation in the Federal Community Development Block Grant (CDBG) Program.

MOTION: Adopt Resolution No. 22-09 approving the District's participation in the Federal Community Development Block Grant (CDBG) Program

Moved by: Mr. Nonini, second by Mr. Golden

Mr. Abrahamian:	Mr. Golden:	Mr. Foglio:	Mr. Nonini:	Ms. Souza:	Vote
Aye	Aye	Aye	Aye	Aye	5/0

9. PUBLIC HEARING FOR WEED ABATEMENT AND LIST OF ABATEMENT NOTICES

A) Action Item – Conduct Public Hearing and Review List of Notices

Mr. Abrahamian opened the floor to the Public Protest Hearing for public comments on the 2022 weed abatement season at 5:53 p.m.

Mr. Abrahamian asked if there were any members of the public that would like to make a comment but there were none.

Cheryl Carlson stated three more 10-day notices were sent out and crews will be going out to re-inspect. Board member Mr. Abrahamian asked if any one on the weed abatement list had called. Cheryl Carlson reported no one in receipt of a 10-day notice had called or come in.

Mr. Abrahamian asked if there were any questions or comments from the District Board or any one from the public, but there were no comments.

Mr. Abrahamian closed the floor to the Public Protest Hearing for public comments on the 2022 weed abatement season at 5:54 p.m.

10. RESOLUTION NO. 22-10 – WEED ABATEMENT TAX ROLL ASSESSMENT

A) Action item – Consider and adopt Resolution No. 22-10 to place weed abatement charges on the tax roll for the 2022-2023 fiscal year.

Cheryl Carlson indicated there were eleven weed abatement assessments to be placed on the tax roll for the 2022-2023 fiscal year.

MOTION: Adopt Resolution No. 22-10 to place weed abatement charges on the tax roll for the 2022-2023 fiscal year

Moved by: Ms. Souza, second by Mr. Foglio

M. Abrahamian:	Mr. Golden:	Mr. Foglio:	Mr. Nonini:	Ms. Souza:	Vote
Aye	Aye	Aye	Aye	Aye	5/0

11. RESOLUTION NO. 22-11 AMENDMENT OF THE DISTRICT'S CONFLICT OF INTEREST CODE

A) Action item – Consider and adopt District Resolution No. 22-11 amending the District's Conflict of Interest Code.

Mr. Delgado counseled the board and North Central Fire Protection District that if there are additional changes of or to the Conflict of Interest Code that it is subject to any modifications by counsel. Mr. Delgado stated changes to be made on the Conflict of Interest Code and informed that this corrected version will be submitted to Fresno County Supervisors for approval, once approved by Fresno County Supervisors then the Conflict of Interest Code will be adopted by North Central Fire Protection District.

Local 5260 Secretary Mr. Morton pointed out Assistant Fire Chief title is incorrect; the current title is Deputy Fire Chief. Counsel Delgado agreed with the correction.

MOTION: Adopt Resolution No. 22-11 amending the North Central Fire Protection District Conflict of Interest Code subject to any modifications by counsel.

Moved by: Mr. Foglio, second by Ms. Souza

M. Abrahamian:	Mr. Golden:	Mr. Foglio:	Mr. Nonini:	Ms. Souza:	Vote
Aye	Aye	Aye	Aye	Aye	5/0

12. PUBLIC HEARING AND ADOPTION OF THE 2022-2023 FISCAL YEAR FINAL BUDGET

A) Action item – Consider and adopt the 2022-23 fiscal year final budget

Cheryl Carlson reported revisions from the preliminary budget to the current final budget for 2022-2023 fiscal year.

Mr. Abrahamian opened the floor to the Public Hearing for public comments on the 2022-23 fiscal year budget at 6:08 p.m.

Mr. Abrahamian asked if there were any members of the public that would like to make a comment but there were none.

Mr. Abrahamian asked if there were any questions or comments from the District Board or any one from the public, but there were no comments.

Mr. Abrahamian closed the floor to the Public Hearing for public comments on the 2022-23 fiscal year budget at 6:10 p.m.

MOTION: Adopt 2022-23 fiscal year final budget.

Moved by: Mr. Nonini, second by Mr. Golden

M. Abrahamian:	Mr. Golden:	Mr. Foglio:	Mr. Nonini:	Ms. Souza:	Vote
Aye	Aye	Aye	Aye	Aye	5/0

13. AUTHORIZE FIRE CHIEF TO ACCEPT AND SIGN PROPOSAL FROM FIRE APPARATUS SOLUTIONS FOR THE PURCHASE OF TWO TYPE I FIRE ENGINES

A) Action item – Authorize Fire Chief to Sign Proposal from Fire Apparatus Solutions

Deputy Chief McAfee reported significant delays getting a chassis for the CDBG Grant Type III Fire Engine and the Type I Fire Engine is still expected at the end of April 2023. Type I Fire Engines are experiencing a 390-day turn around. Deputy Chief McAfee is proposing the purchase of two additional Type I Fire Engines, due to turn around time frames a proposal to move future budgeted cost for these engines be applied in current budget to receive the engines at the projected future dates they were budgeted for.

MOTION: Authorize the Fire Chief to accept and sign the Fire Apparatus Solutions proposal for the purchase of two Type I Fire Engines

Moved by: Mr. Nonini, second by Mr. Foglio

M. Abrahamian:	Mr. Golden:	Mr. Foglio:	Mr. Nonini:	Ms. Souza:	Vote
Aye	Aye	Aye	Aye	Aye	5/0

14. BOARD MEMBER COMMENTS/REPORTS

Mr. Abrahamian requested to discuss the board meeting start times during the September 22, 2022 board meeting.

15. ANNOUNCEMENTS

A) Next Regular Board Meeting: Thursday, September 22, 2022, at 5:30 p.m.

16. ADJOURNMENT

The meeting was adjourned at 6:15 p.m.

Moved by Mr. Abrahamian; second by Mr. Nonini

Mr. Abrahamian:	Mr. Golden:	Mr. Foglio:	Mr. Nonini:	Ms. Souza:	Vote
Aye	Aye	Aye	Aye	Aye	5/0

Amanda Souza, Board Secretary
North Central Fire Protection District

Date

August 2022

Total Calls
369

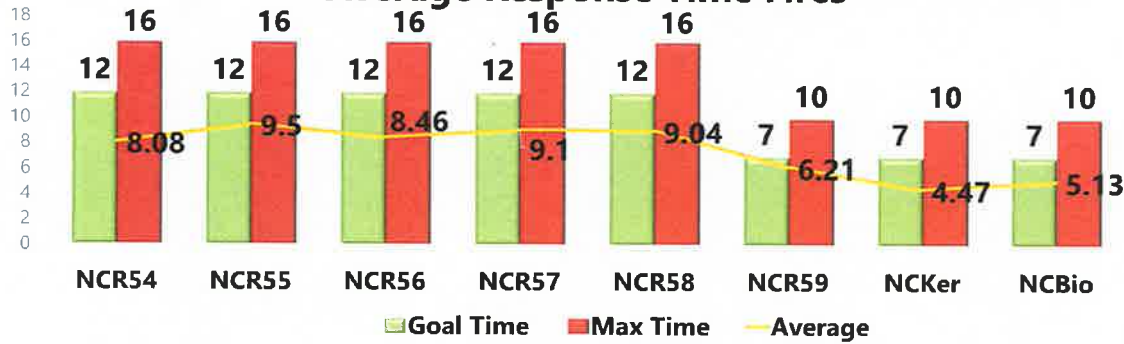
Fire/Other
50%

42 Fire Call Types
144 Other Types

EMS/Rescue
50%

183 EMS/Rescue Call Types

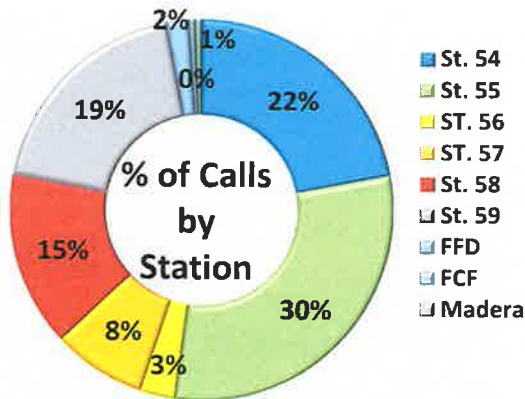
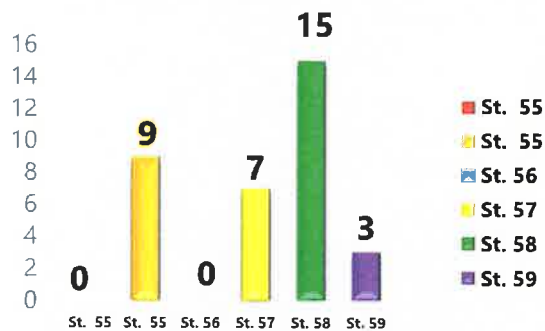
Average Response Time Fires



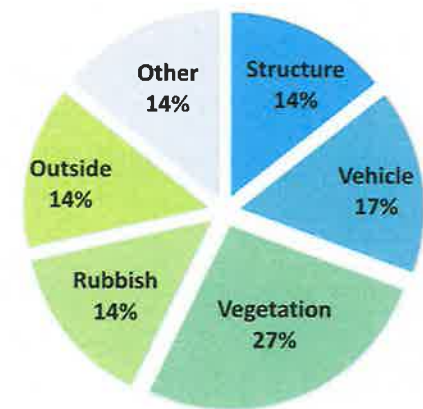
TOTAL FIRE LOSS

\$194,000.00

Overlapping call % by Station (Q2)

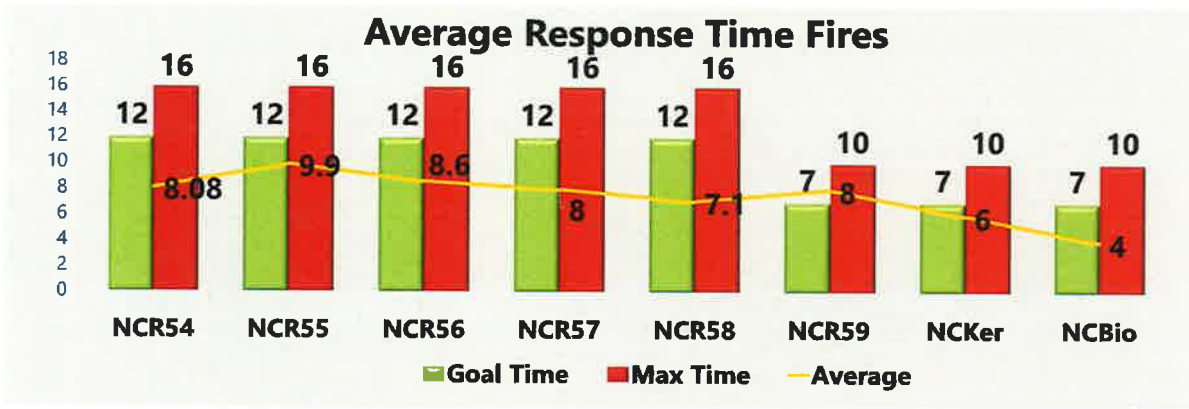


FIRES BY TYPE



September 2022

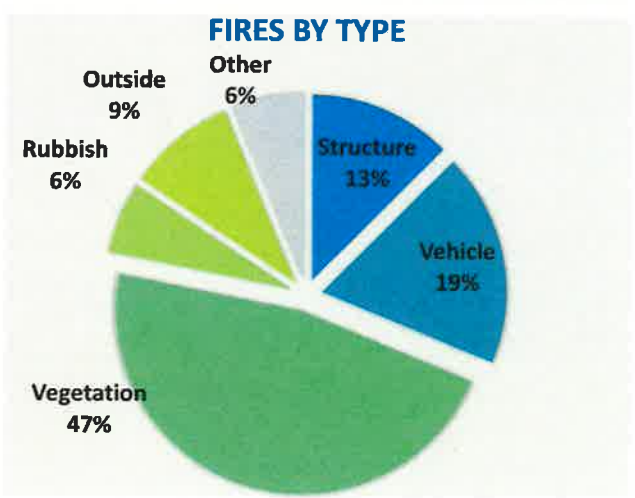
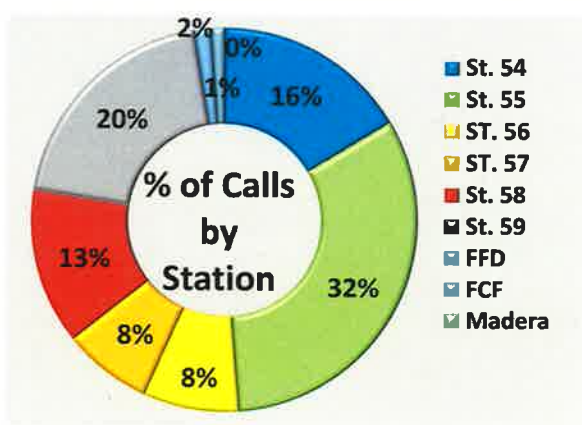
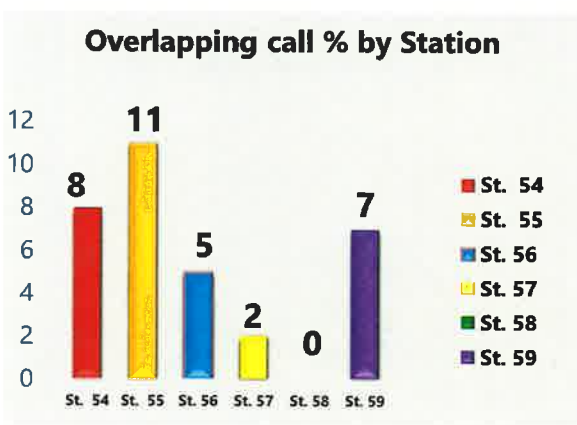
Total Calls 347	Fire/Other 44%	32 Fire Call Types	EMS/Rescue 56%	194 EMS/Rescue Call Types
		121 Other Types		



TOTAL FIRE LOSS

\$755,650.00

****50% from one fire incident**





NORTH CENTRAL FIRE PROTECTION DISTRICT

Board of Directors: Ken Abrahamian • Michael Foglio

Michael Golden • Rusty Nonini • Amanda Souza

Fire Chief: Timothy V. Henry, CFO, EFO

Fire Headquarters

15850 W. Kearney Boulevard

Kerman, California 93630-9335

(559) 878-4550 • FAX (559) 846-3788

www.northcentralfire.org

MEMORANDUM

TO: North Central Board of Directors

FROM: Timothy Henry, Fire Chief

DATE: October 24, 2022

SUBJECT: Rejection of Claim and Authorization to Refer Matter to District Insurance, Fire Agencies Insurance Risk Authority (FAIRA).

The District is in receipt of the attached claim for damages from claimant Herbert Patterson. The damages occurred on July 16, 2022.

If the District Board rejects the claim, FAIRA will process and further investigate the claim.

Recommended Action: Reject the subject claim and refer it to the District's Insurance company (FAIRA) for further action.

CLAIM FOR DAMAGES TO PERSON OR PROPERTY

A claim against the North Central Fire District must be filed with the Clerk of the NCFD within six (6) months after the incident or event occurred. Be sure your claim is against the NCFD and not another entity. Where space is insufficient, please use additional paper and identify the paragraph being answered by number.

Completed claim form and related documents and photos must be hand delivered or mailed to:

Please Print

Section I: Claimant Information

Name of Claimant:	First Name <u>Herbert</u>	Middle Initial <u>Steve</u>	Last Name <u>Patterson</u>
Address:	Street Address <u>1742 W. San Jose</u>	City/State <u>Fresno, CA</u>	Zip Code <u>93711</u>
Telephone No.	Home <u>(559) 801-7189</u>	Cell <u>(213) 840-3383</u>	Work

E-Mail Address: herbertp88@yahoo.com

Section II: Claim Information

Date of Occurrence: <u>July 16, 2022</u>	Time of Occurrence: <u>Approximately 5:30-6:00am</u>
Location: <u>Garage door 1742 W. San Jose Ave, Fresno 93711</u>	

Circumstances giving rise to this claim: garage door frame was broken in effort to get inside my house. Life Alert reports they provided my keyless entry access password.

Describe the indebtedness, obligation, injury, damage or loss incurred so far as you now know.

garage frame broken

If known, provide the name(s) of the NCFD employee(s) who you believe caused the injury or damage.

Engineer Machado
FF Leedy

Provide dollar amount of claim and explain how the dollar amount was computed. Please attach receipts/estimates. If amount claimed exceeds \$10,000, please indicate whether the claim would be a "limited jurisdiction civil case" (under \$25,000) or "general jurisdiction civil case" (over \$25,000).

If this claim relates to an automobile accident, please provide the following information:

Auto Insurance Company: Telephone No.

Auto Insurance Company Address:

Auto Insurance Policy No.

Insurance Broker/Agent Name: Telephone No.

Vehicle License No. Vehicle Make/Model/Year:

Driver License No. State Issued: Expiration Date:

N/A

If this claim relates to a place of residence or commercial building, please provide the following information:

Insurance Company: California Automobile Insurance Company
Mercury Insurance Telephone No. (800) 503-3724

Insurance Company Address: PO Box 10730 Santa Ana, CA 92711-0730

Insurance Policy No. CAHP0000204542

Insurance Broker/Agent Name: Mercury Insurance Telephone No. (800) 493-7879

Address of residence or commercial building: 1742 W. San Joaquin Ave
Fremont, CA 93711

Section III: Medicare Secondary Payer Act.

The Medicare Secondary Payment Act is a federal law that became effective January 9, 2010. NCFD is required to report all claims involving payments for bodily injury and/or medical treatments to Medicare. If you are seeking medical damages you may be required to provide your social security number prior to any payment by NCFD or NCFD will be unable to process your claim.

If the claim involves medical treatment for a claimed injury, please provide the name, address and telephone number of any physicians or hospitals providing treatment. If applicable, please attach copies of any medical bills, reports or similar documents supporting your claim.

WARNING: Presentation of a false claim may be considered a crime. Pursuant to CCP§1038, NCFD may seek to recover all costs of defense in the event an action is filed which is later determined not to have been brought in good faith with reasonable cause.

Section IV: Representative/Attorney Information (Must be completed if claim is being filed by attorney or authorized representative.)

Name of Attorney/Representative (please print)

Mailing Address: Street Address City/State Zip Code

Area Code/Telephone No.

E-Mail Address:

Section V: Notice and Signature

Hebert J. Patterson
Signature of Claimant

8-25-2022
Date

Signature of Attorney/Representative

Date

Quote No. **00002/2022**

From



Scroggins Reliable Labor Services

P.O. Box 10292, Bakersfield 93309
 Phone: 805-497-7576
 E-mail: scrogginshlabor@outlook.com

To

Herbert Patterson

Phone: 213-403-3933
 Email: herbertpatt@yahoo.com

Method of payment	Date	Due date
Cash	9/28/2022	10/5/2022
1742 San Jose Fresno, Ca. 93711		

Description	Quantity	Unit	Rate	Amount
32" x 80" Exterior Door	1	pcs	\$ 257.63	\$ 257.63
Repair to exterior door frame and jam. All labor and materials included				

Subtotal \$ 257.63
Ca State Tax \$ 21.25
Total \$ 278.88

Please feel free to contact me with any questions and concerns or modifications needed to this estimate.