

February 2022

Total Calls
322

Fire/Other
41%

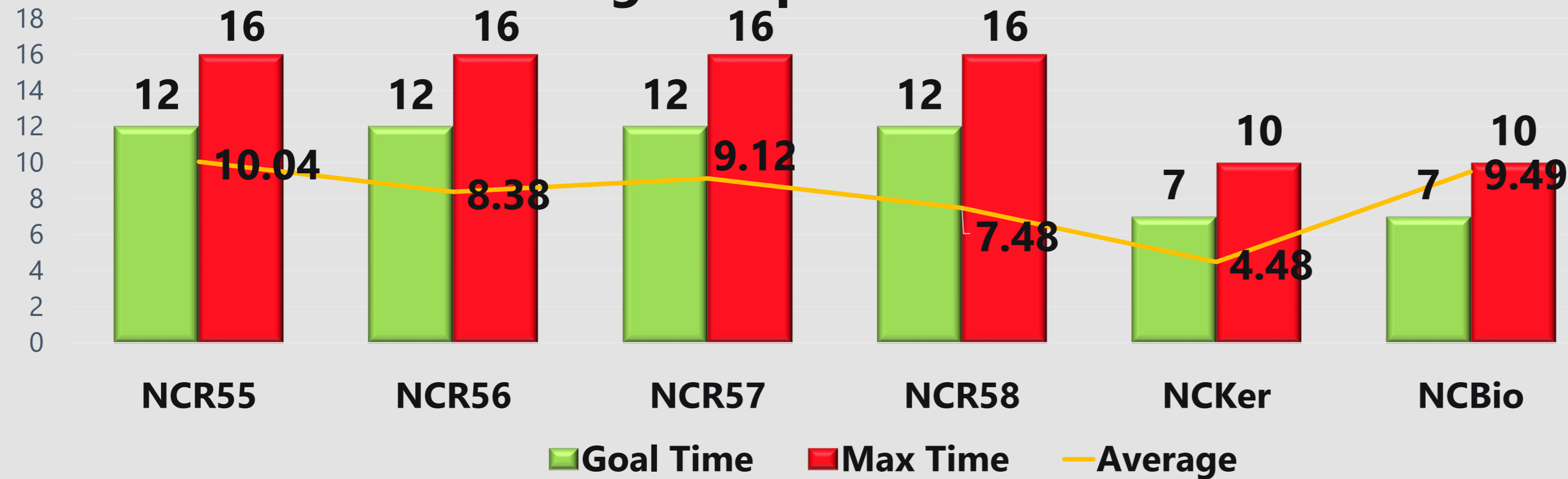
47 Fire Call Types

84 Other Types

EMS/Rescue
59%

191 EMS/Rescue Call Types

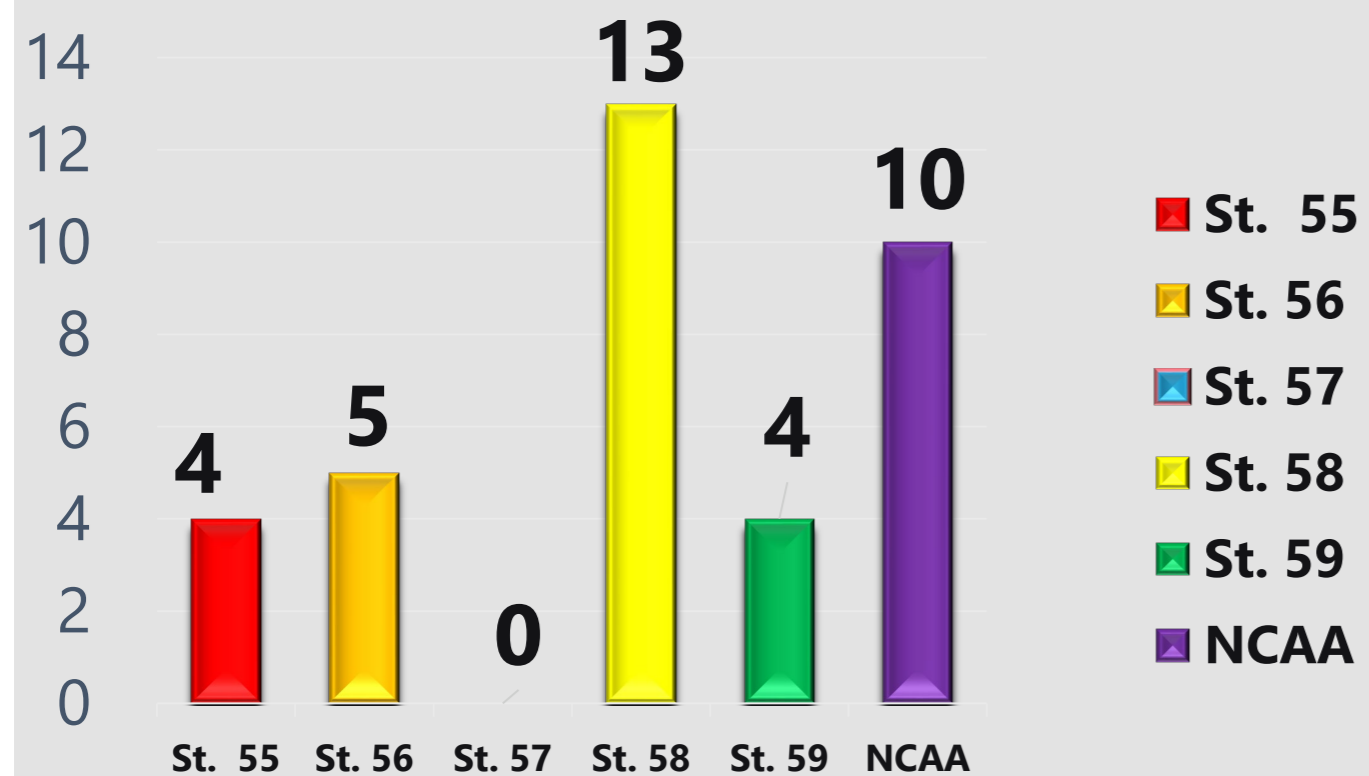
Average Response Time Fires



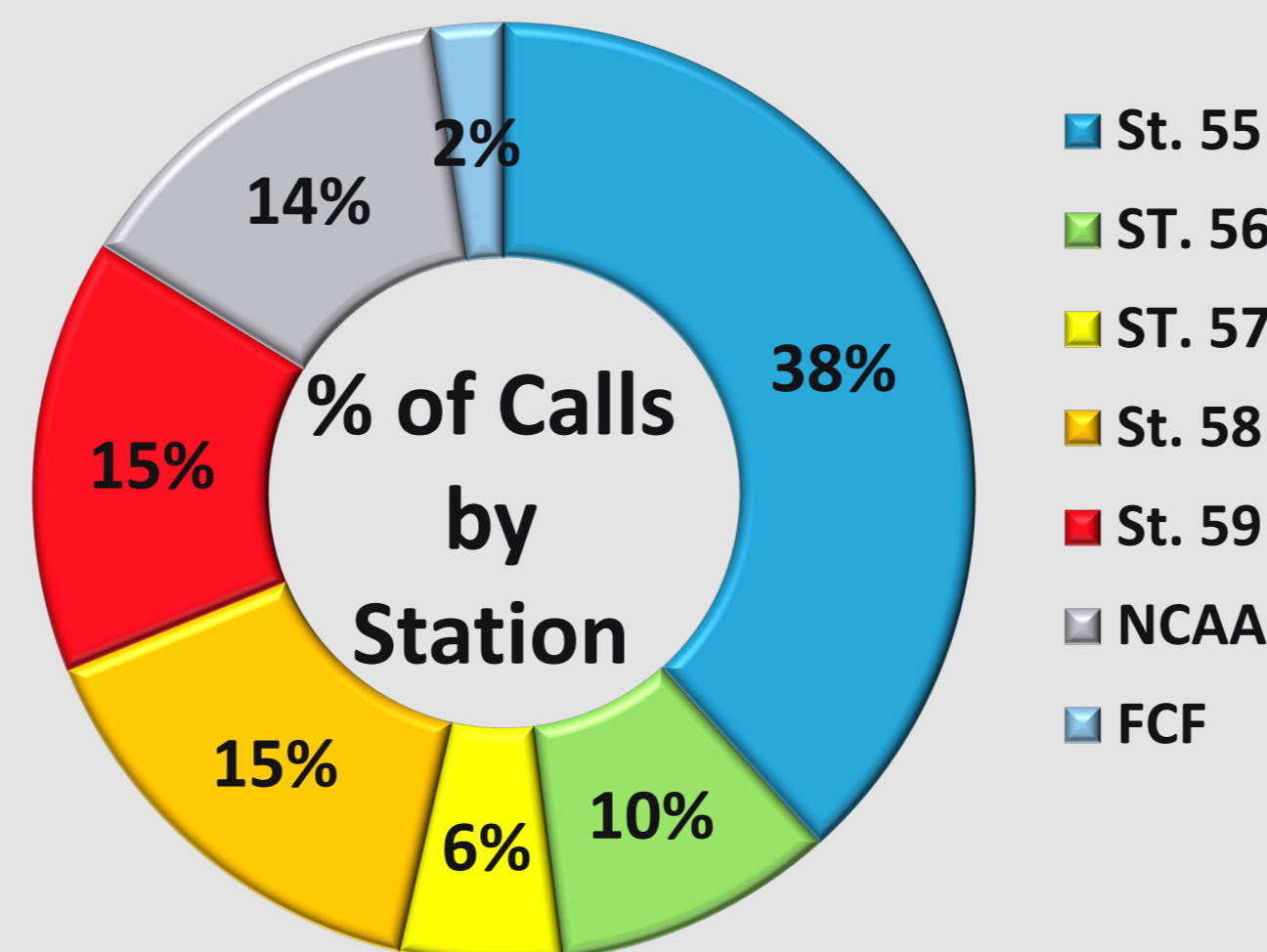
TOTAL FIRE LOSS

\$421,000.00

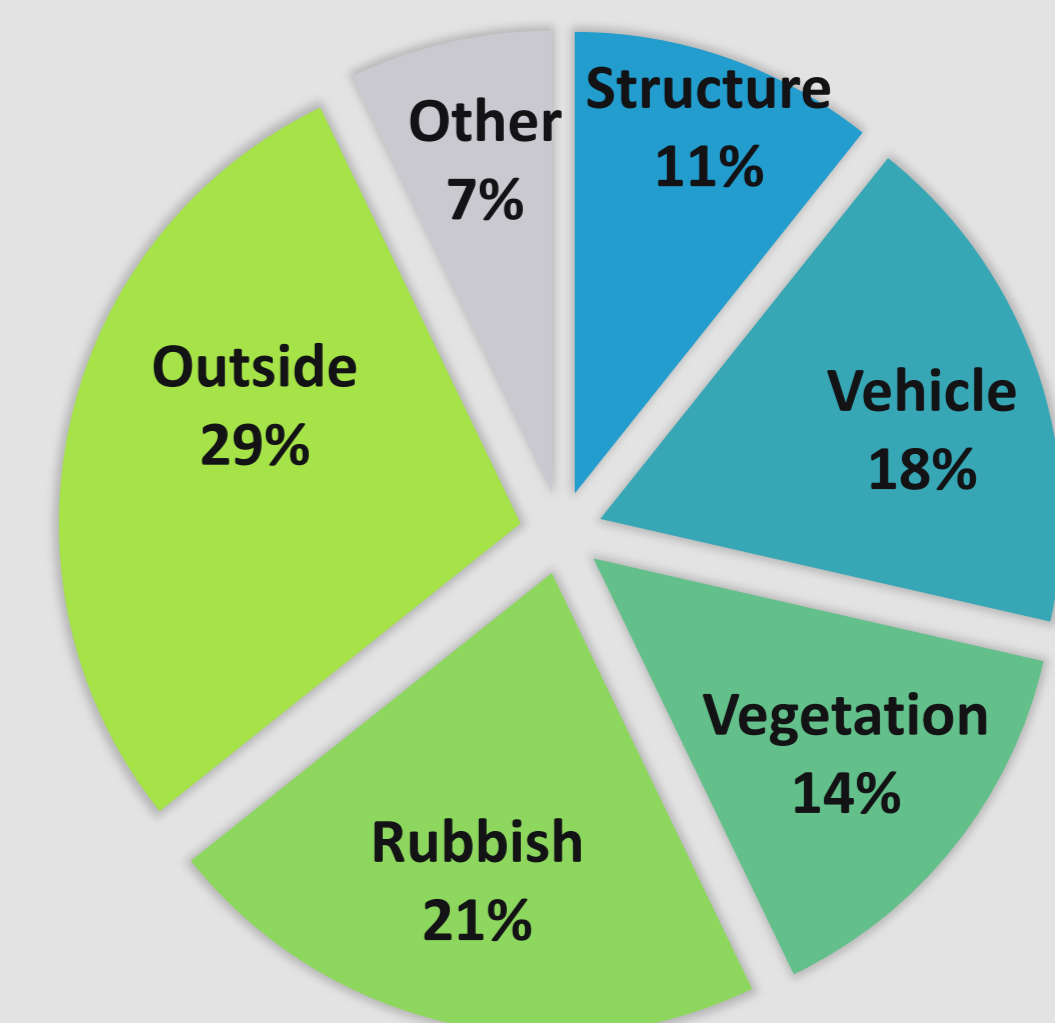
Overlapping call % by Station (Q2)



% of Calls by Station



FIRES BY TYPE



North Central Fire Protection District

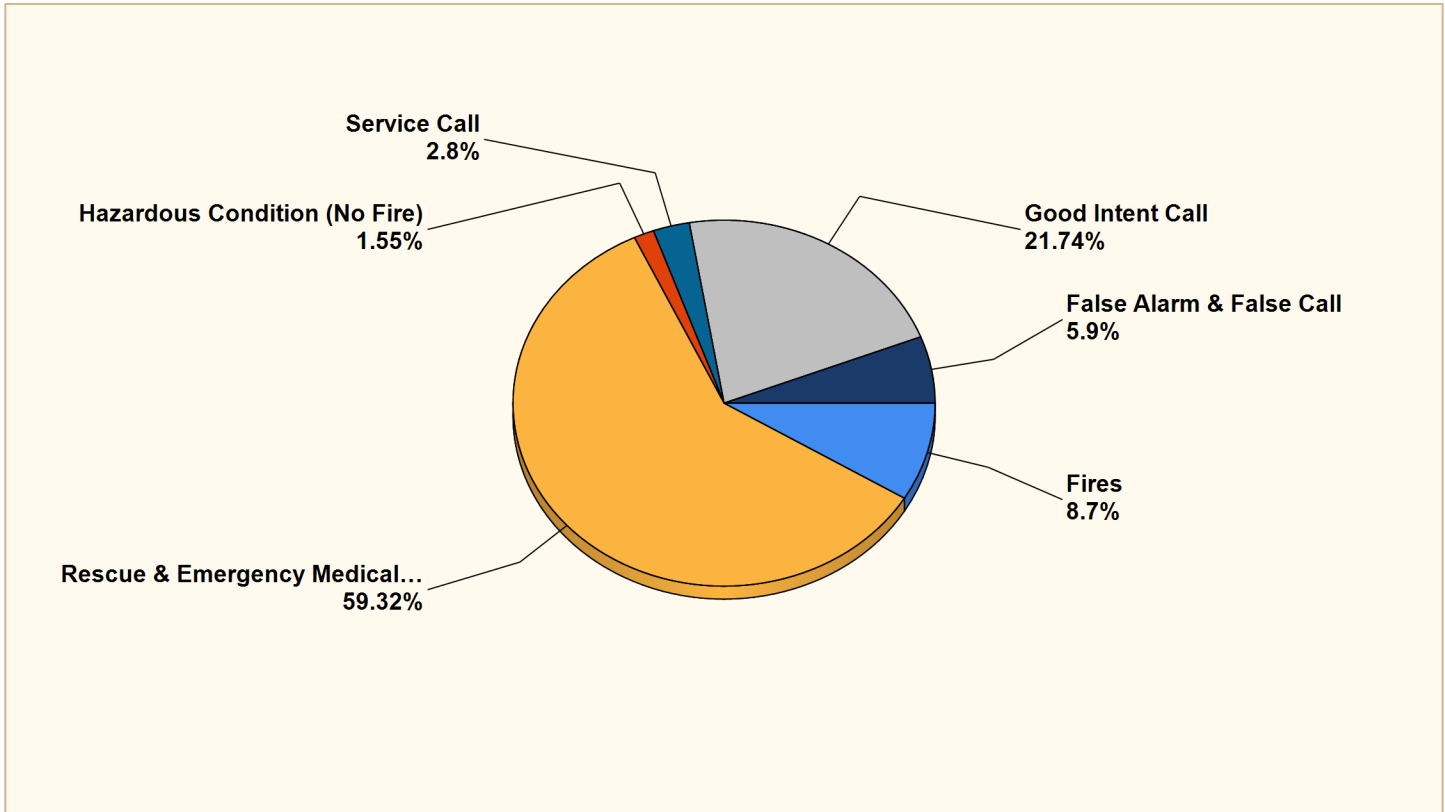
Kerman, CA

This report was generated on 3/2/2022 11:56:32 AM



Breakdown by Major Incident Types for Date Range

Zone(s): All Zones | Start Date: 02/01/2022 | End Date: 02/28/2022



MAJOR INCIDENT TYPE	# INCIDENTS	% of TOTAL
Fires	28	8.7%
Rescue & Emergency Medical Service	191	59.32%
Hazardous Condition (No Fire)	5	1.55%
Service Call	9	2.8%
Good Intent Call	70	21.74%
False Alarm & False Call	19	5.9%
TOTAL	322	100%

Only REVIEWED and/or LOCKED IMPORTED incidents are included. Summary results for a major incident type are not displayed if the count is zero.



Detailed Breakdown by Incident Type

INCIDENT TYPE	# INCIDENTS	% of TOTAL
100 - Fire, other	1	0.31%
111 - Building fire	3	0.93%
113 - Cooking fire, confined to container	1	0.31%
118 - Trash or rubbish fire, contained	1	0.31%
131 - Passenger vehicle fire	5	1.55%
140 - Natural vegetation fire, other	2	0.62%
142 - Brush or brush-and-grass mixture fire	1	0.31%
150 - Outside rubbish fire, other	2	0.62%
151 - Outside rubbish, trash or waste fire	3	0.93%
160 - Special outside fire, other	8	2.48%
170 - Cultivated vegetation, crop fire, other	1	0.31%
311 - Medical assist, assist EMS crew	35	10.87%
321 - EMS call, excluding vehicle accident with injury	139	43.17%
322 - Motor vehicle accident with injuries	7	2.17%
324 - Motor vehicle accident with no injuries.	7	2.17%
331 - Lock-in (if lock out , use 511)	1	0.31%
352 - Extrication of victim(s) from vehicle	2	0.62%
412 - Gas leak (natural gas or LPG)	1	0.31%
424 - Carbon monoxide incident	1	0.31%
440 - Electrical wiring/equipment problem, other	1	0.31%
445 - Arcing, shorted electrical equipment	2	0.62%
500 - Service Call, other	1	0.31%
522 - Water or steam leak	1	0.31%
531 - Smoke or odor removal	1	0.31%
542 - Animal rescue	1	0.31%
550 - Public service assistance, other	4	1.24%
561 - Unauthorized burning	1	0.31%
600 - Good intent call, other	8	2.48%
611 - Dispatched & cancelled en route	51	15.84%
622 - No incident found on arrival at dispatch address	2	0.62%
631 - Authorized controlled burning	3	0.93%
651 - Smoke scare, odor of smoke	5	1.55%
671 - HazMat release investigation w/no HazMat	1	0.31%
700 - False alarm or false call, other	3	0.93%
711 - Municipal alarm system, malicious false alarm	1	0.31%
730 - System malfunction, other	1	0.31%
733 - Smoke detector activation due to malfunction	1	0.31%
735 - Alarm system sounded due to malfunction	3	0.93%
736 - CO detector activation due to malfunction	1	0.31%
743 - Smoke detector activation, no fire - unintentional	2	0.62%
744 - Detector activation, no fire - unintentional	3	0.93%
745 - Alarm system activation, no fire - unintentional	4	1.24%
TOTAL INCIDENTS:	322	100%

Only REVIEWED and/or LOCKED IMPORTED incidents are included. Summary results for a major incident type are not displayed if the count is zero.



North Central Fire Protection District

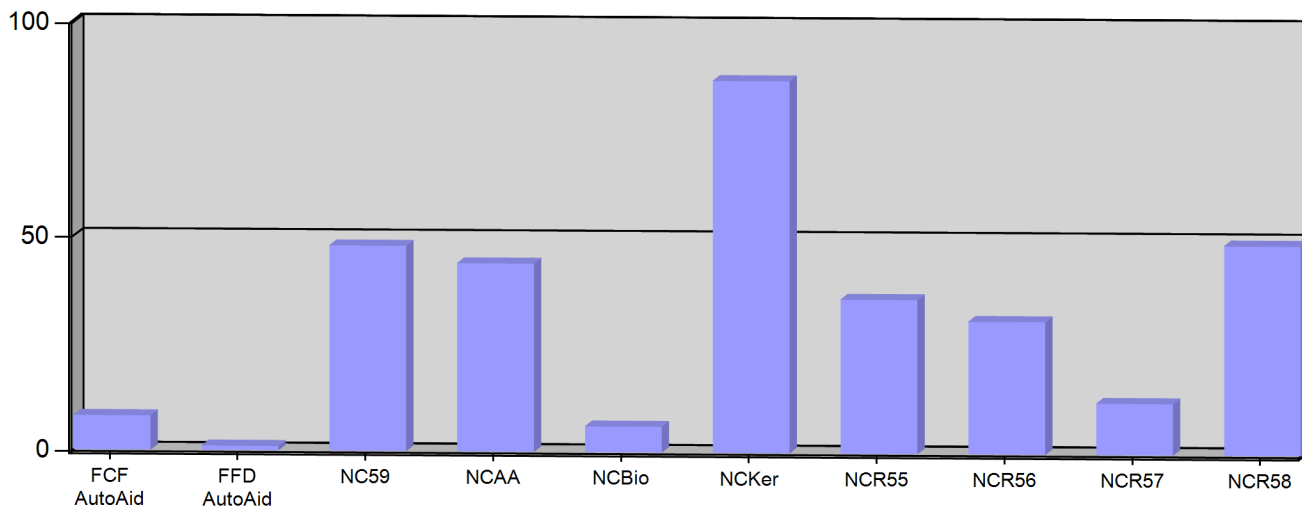
Kerman, CA

This report was generated on 3/2/2022 11:57:56 AM



Incident Count per Zone for Date Range

Start Date: 02/01/2022 | End Date: 02/28/2022



ZONE	# INCIDENTS
FCF AutoAid - Fresno County AutoAid	8
FFD AutoAid - Fresno City Auto/Mutal Aid	1
NC59 - North Central Metro Service Area	48
NCAA - North Central Auto Aide Area	44
NCBio - North Central Biola	6
NCKer - North Central Kerman	87
NCR55 - North Central Rural, Station 55 Service Area	36
NCR56 - North Central Rural, Station 56 Service Area	31
NCR57 - North Central Rural, Station 57 Service Area	12
NCR58 - North Central Rural, Station 58 Service Area	49

TOTAL: 322

Zone information is defined on the Basic Info 3 screen of an incident. Only REVIEWED incidents included. Archived Zones cannot be unarchived.



emergencyreporting.com

Doc Id: 270

Page # 1 of 1

North Central Fire Protection District

Kerman, CA

This report was generated on 3/2/2022 11:59:05 AM



Count of Incidents by Incident Type for Incident Status for Date Range

Incident Status(s): All Incident Statuses | Sort By: IncidentType | Start Date: 02/01/2022 | End Date: 02/28/2022

INCIDENT TYPE	# INCIDENTS
100 - Fire, other	1
111 - Building fire	3
113 - Cooking fire, confined to container	1
118 - Trash or rubbish fire, contained	1
131 - Passenger vehicle fire	5
140 - Natural vegetation fire, other	2
142 - Brush or brush-and-grass mixture fire	1
150 - Outside rubbish fire, other	2
151 - Outside rubbish, trash or waste fire	3
160 - Special outside fire, other	8
170 - Cultivated vegetation, crop fire, other	1
311 - Medical assist, assist EMS crew	35
321 - EMS call, excluding vehicle accident with injury	139
322 - Motor vehicle accident with injuries	7
324 - Motor vehicle accident with no injuries.	7
331 - Lock-in (if lock out , use 511)	1
352 - Extrication of victim(s) from vehicle	2
412 - Gas leak (natural gas or LPG)	1
424 - Carbon monoxide incident	1
440 - Electrical wiring/equipment problem, other	1
445 - Arcing, shorted electrical equipment	2
500 - Service Call, other	1
522 - Water or steam leak	1
531 - Smoke or odor removal	1
542 - Animal rescue	1
550 - Public service assistance, other	4
561 - Unauthorized burning	1
600 - Good intent call, other	8
611 - Dispatched & cancelled en route	51
622 - No incident found on arrival at dispatch address	2
631 - Authorized controlled burning	3
651 - Smoke scare, odor of smoke	5
671 - HazMat release investigation w/no HazMat	1
700 - False alarm or false call, other	3
711 - Municipal alarm system, malicious false alarm	1
730 - System malfunction, other	1
733 - Smoke detector activation due to malfunction	1
735 - Alarm system sounded due to malfunction	3

This report displays Incidents by Incident type for the selected Incident Status (es) and chosen date range. Nemsis 2 & 3 Incidents Included.



emergencyreporting.com

Doc Id: 1673

Page # 1 of 2

736 - CO detector activation due to malfunction	1
743 - Smoke detector activation, no fire - unintentional	2
744 - Detector activation, no fire - unintentional	3
745 - Alarm system activation, no fire - unintentional	4
Total Incidents	322

This report displays Incidents by Incident type for the selected Incident Status (es) and chosen date range. Nemsis 2 & 3 Incidents Included.



North Central Fire Protection District

Kerman, CA

This report was generated on 3/2/2022 12:00:18 PM



Incident Count per Apparatus per Zone for Date Range

Start Date: 02/01/2022 | End Date: 02/28/2022

ZONE	# INCIDENTS
APPARATUS: BC02	
NCAA - North Central Auto Aide Area	1
APPARATUS: BC55	
NCAA - North Central Auto Aide Area	4
NCBio - North Central Biola	1
NCKer - North Central Kerman	1
NCR55 - North Central Rural, Station 55 Service Area	5
NCR56 - North Central Rural, Station 56 Service Area	3
NCR57 - North Central Rural, Station 57 Service Area	1
NCR58 - North Central Rural, Station 58 Service Area	7
APPARATUS: E02	
NC59 - North Central Metro Service Area	15
APPARATUS: E05	
NC59 - North Central Metro Service Area	2
APPARATUS: E09	
NC59 - North Central Metro Service Area	1
NCAA - North Central Auto Aide Area	1
APPARATUS: E11	
NC59 - North Central Metro Service Area	4
APPARATUS: E12	
NC59 - North Central Metro Service Area	4
APPARATUS: E16	
NCAA - North Central Auto Aide Area	10
APPARATUS: E18	
NCAA - North Central Auto Aide Area	1
APPARATUS: E19	
NCAA - North Central Auto Aide Area	23
NCR56 - North Central Rural, Station 56 Service Area	1
APPARATUS: E20	
NC59 - North Central Metro Service Area	22
APPARATUS: E255	
NCR55 - North Central Rural, Station 55 Service Area	1

Only REVIEWED included.



ZONE	# INCIDENTS
APPARATUS: E55	
FCF AutoAid - Fresno County AutoAid	5
NCBio - North Central Biola	1
NCKer - North Central Kerman	74
NCR55 - North Central Rural, Station 55 Service Area	31
NCR56 - North Central Rural, Station 56 Service Area	1
NCR57 - North Central Rural, Station 57 Service Area	3
NCR58 - North Central Rural, Station 58 Service Area	1
APPARATUS: E56	
FCF AutoAid - Fresno County AutoAid	3
FFD AutoAid - Fresno City Auto/Mutal Aid	1
NCAA - North Central Auto Aide Area	6
NCBio - North Central Biola	1
NCKer - North Central Kerman	5
NCR55 - North Central Rural, Station 55 Service Area	2
NCR56 - North Central Rural, Station 56 Service Area	27
NCR58 - North Central Rural, Station 58 Service Area	19
APPARATUS: E57	
NCAA - North Central Auto Aide Area	3
NCBio - North Central Biola	6
NCKer - North Central Kerman	6
NCR55 - North Central Rural, Station 55 Service Area	3
NCR57 - North Central Rural, Station 57 Service Area	9
NCR58 - North Central Rural, Station 58 Service Area	5
APPARATUS: E58	
NCAA - North Central Auto Aide Area	10
NCBio - North Central Biola	1
NCKer - North Central Kerman	2
NCR56 - North Central Rural, Station 56 Service Area	3
NCR57 - North Central Rural, Station 57 Service Area	1
NCR58 - North Central Rural, Station 58 Service Area	35
APPARATUS: E89	
NCAA - North Central Auto Aide Area	1
NCR56 - North Central Rural, Station 56 Service Area	1
APPARATUS: E95	
NCKer - North Central Kerman	1

Only REVIEWED included.



ZONE	# INCIDENTS
NCR55 - North Central Rural, Station 55 Service Area	2
APPARATUS: FM55	
NCBio - North Central Biola	1
APPARATUS: P55	
NCKer - North Central Kerman	5
NCR55 - North Central Rural, Station 55 Service Area	2
APPARATUS: T14	
NC59 - North Central Metro Service Area	1
NCAA - North Central Auto Aide Area	1
APPARATUS: T55	
NCKer - North Central Kerman	1
APPARATUS: WT55	
NCR55 - North Central Rural, Station 55 Service Area	4
APPARATUS: WT56	
NCAA - North Central Auto Aide Area	4
NCBio - North Central Biola	1
NCR56 - North Central Rural, Station 56 Service Area	2
NCR58 - North Central Rural, Station 58 Service Area	10
APPARATUS: WT57	
NCAA - North Central Auto Aide Area	3
NCR57 - North Central Rural, Station 57 Service Area	1
NCR58 - North Central Rural, Station 58 Service Area	2
Total for All Apparatus :	415

Only REVIEWED included.



North Central Fire Protection District

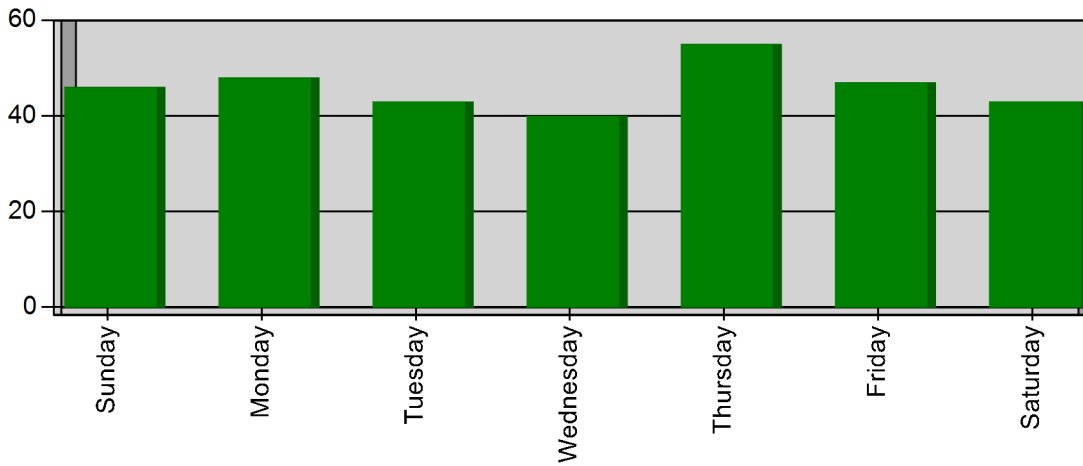
Kerman, CA

This report was generated on 3/2/2022 12:01:09 PM



Incidents by Day of the Week for Date Range

Start Date: 02/01/2022 | End Date: 02/28/2022



DAY OF THE WEEK	# INCIDENTS
Sunday	46
Monday	48
Tuesday	43
Wednesday	40
Thursday	55
Friday	47
Saturday	43
TOTAL	322

Only REVIEWED incidents included



North Central Fire Protection District

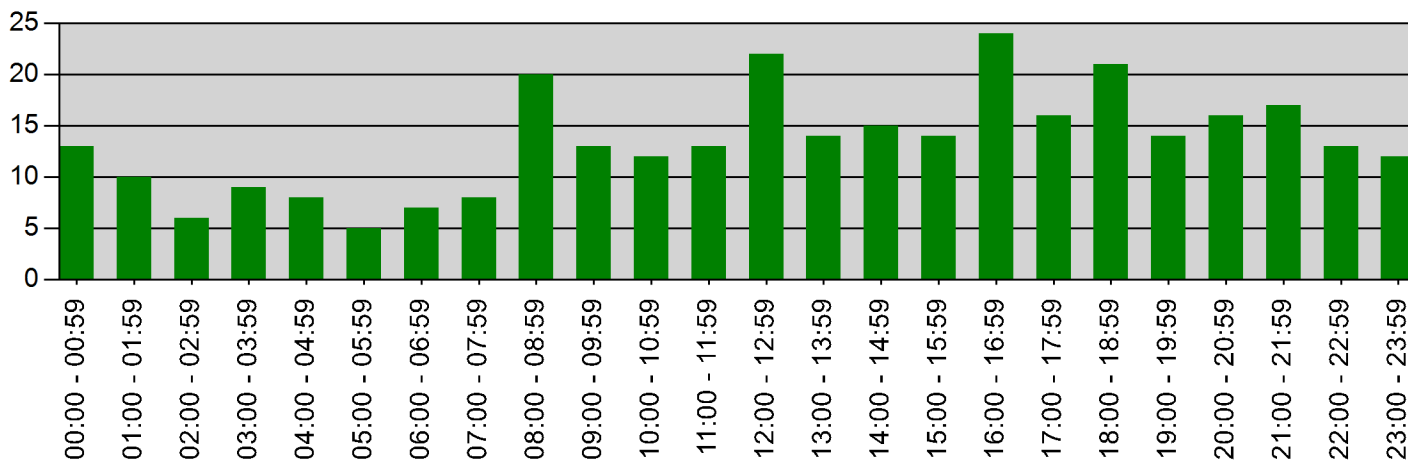
Kerman, CA

This report was generated on 3/2/2022 12:01:47 PM



Incidents by Hour for Date Range

Start Date: 02/01/2022 | End Date: 02/28/2022



HOUR	# of CALLS
00:00 - 00:59	13
01:00 - 01:59	10
02:00 - 02:59	6
03:00 - 03:59	9
04:00 - 04:59	8
05:00 - 05:59	5
06:00 - 06:59	7
07:00 - 07:59	8
08:00 - 08:59	20
09:00 - 09:59	13
10:00 - 10:59	12
11:00 - 11:59	13
12:00 - 12:59	22
13:00 - 13:59	14
14:00 - 14:59	15
15:00 - 15:59	14
16:00 - 16:59	24
17:00 - 17:59	16
18:00 - 18:59	21
19:00 - 19:59	14
20:00 - 20:59	16
21:00 - 21:59	17
22:00 - 22:59	13
23:00 - 23:59	12

Only REVIEWED incidents included



North Central Fire Protection District

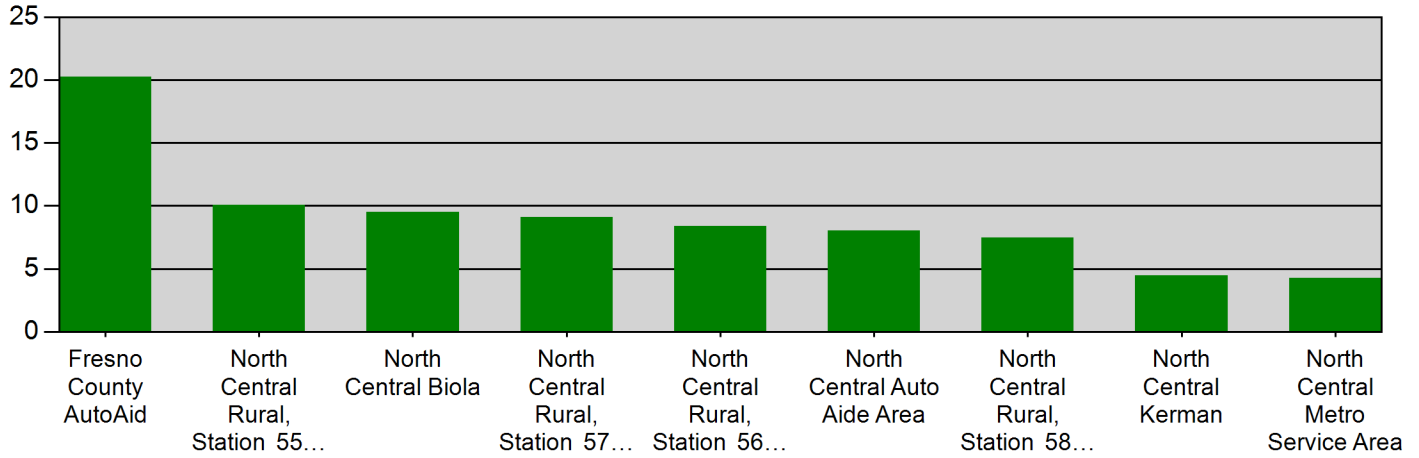
Kerman, CA

This report was generated on 3/2/2022 12:02:31 PM



Average Response Time per Zone for Date Range

Start Date: 02/01/2022 | End Date: 02/28/2022



Zone	AVERAGE RESPONSE TIME in minutes (Dispatch to Arrived)
FCF AutoAid - Fresno County AutoAid	20:23
NCR55 - North Central Rural, Station 55 Service Area	10:04
NCBio - North Central Biola	9:49
NCR57 - North Central Rural, Station 57 Service Area	9:12
NCR56 - North Central Rural, Station 56 Service Area	8:38
NCAA - North Central Auto Aide Area	8:01
NCR58 - North Central Rural, Station 58 Service Area	7:48
NCKer - North Central Kerman	4:48
NC59 - North Central Metro Service Area	4:24

Only REVIEWED incidents included



North Central Fire Protection District

Kerman, CA

This report was generated on 3/2/2022 12:03:37 PM



Count of Overlapping Incidents for Date Range

Start Date: 02/01/2022 | End Date: 02/28/2022

# OVERLAPPING	% OVERLAPPING	TOTAL
88	27.33	322

OVERLAPPING INCIDENT DETAILS					
ALARM	CLEAR/CANCEL	INCIDENT #	INCIDENT TYPE	STATION	ZONE
2/1/2022					
2/1/2022 9:19:32 AM	2/1/2022 9:32:00 AM	2022-404	600	NCKer	North Central Kerman
2/1/2022 9:19:40 AM	2/1/2022 9:36:48 AM	2022-405	321	NCKer	North Central Kerman
2/2/2022					
2/2/2022 4:38:06 PM	2/2/2022 4:56:27 PM	2022-411	321	NCBio	North Central Rural, Station 57 Service Area
2/2/2022 4:51:39 PM	2/2/2022 5:05:15 PM	2022-412	311	NCKer	North Central Kerman
2/4/2022					
2/4/2022 3:44:48 AM	2/4/2022 4:39:36 AM	2022-422	561	North Central Automatic Aid	North Central Auto Aide Area
2/4/2022 3:47:47 AM	2/4/2022 4:09:06 AM	2022-421	651	North Central Automatic Aid	North Central Auto Aide Area
2/5/2022					
2/5/2022 12:26:56 PM	2/5/2022 12:44:18 PM	2022-428	321	NCR55	North Central Rural, Station 55 Service Area
2/5/2022 12:30:11 PM	2/5/2022 1:21:06 PM	2022-429	321	NCKer	North Central Kerman
2/5/2022 4:30:17 PM	2/5/2022 6:07:14 PM	2022-435	324	Fresno County Auto Aid	Fresno County AutoAid
2/5/2022 4:40:08 PM	2/5/2022 4:52:27 PM	2022-432	321	NC59	North Central Metro Service Area
2/5/2022 5:12:51 PM	2/5/2022 5:28:36 PM	2022-433	324	NCR55	North Central Rural, Station 55 Service Area
2/5/2022 5:19:15 PM	2/5/2022 6:04:05 PM	2022-434	424	NCKer	North Central Kerman
2/6/2022					
2/6/2022 3:18:34 AM	2/6/2022 3:31:33 AM	2022-439	321	NCR55	North Central Rural, Station 55 Service Area
2/6/2022 3:26:39 AM	2/6/2022 3:30:49 AM	2022-438	611	NCKer	North Central Kerman
2/6/2022 5:56:51 PM	2/6/2022 6:19:23 PM	2022-448	160	NCBio	North Central Rural, Station 57 Service Area
2/6/2022 5:57:07 PM	2/6/2022 6:03:13 PM	2022-447	611	NCKer	North Central Rural, Station 57 Service Area
2/6/2022 6:22:04 PM	2/6/2022 6:45:58 PM	2022-449	321	NCR56	North Central Rural, Station 56 Service Area
2/6/2022 6:31:16 PM	2/6/2022 6:47:29 PM	2022-450	733	NC59	North Central Metro Service Area
2/6/2022 8:20:36 PM	2/6/2022 8:40:40 PM	2022-451	622	North Central Automatic Aid	North Central Auto Aide Area
2/6/2022 8:28:17 PM	2/6/2022 8:57:26 PM	2022-452	651	NCR58	North Central Rural, Station 58 Service Area
2/6/2022 10:05:38 PM	2/6/2022 10:09:17 PM	2022-454	744	North Central Automatic Aid	North Central Auto Aide Area

Percentage of incidents overlapping from total incidents in month, year. Compared incident time range as either Alarm to Cancel or Alarm to Clear for incidents that have either Cancel or Clear time recorded. Reviewed calls only. Group by date. Displays date, incident number, incident type (numeric only), zone, and station.



OVERLAPPING INCIDENT DETAILS

ALARM	CLEAR/CANCEL	INCIDENT #	INCIDENT TYPE	STATION	ZONE
2/6/2022 10:06:12 PM	2/6/2022 10:09:58 PM	2022-453	611	NCR58	North Central Rural, Station 58 Service Area
2/7/2022					
2/7/2022 12:45:44 PM	2/7/2022 1:54:57 PM	2022-461	111	Fresno County Auto Aid	Fresno County AutoAid
2/7/2022 1:22:05 PM	2/7/2022 1:25:03 PM	2022-460	311	NC59	North Central Metro Service Area
2/7/2022 3:36:01 PM	2/7/2022 3:49:24 PM	2022-462	321	NCR55	North Central Rural, Station 55 Service Area
2/7/2022 3:44:51 PM	2/7/2022 3:51:16 PM	2022-463	311	NC59	North Central Metro Service Area
2/7/2022 7:16:08 PM	2/7/2022 8:06:17 PM	2022-466	321	Fresno County Auto Aid	Fresno County AutoAid
2/7/2022 7:38:44 PM	2/7/2022 7:41:50 PM	2022-465	611	NCKer	North Central Kerman
2/8/2022					
2/8/2022 2:56:18 AM	2/8/2022 3:17:43 AM	2022-470	151	NC59	North Central Metro Service Area
2/8/2022 3:10:09 AM	2/8/2022 3:28:27 AM	2022-471	311	NC59	North Central Metro Service Area
2/8/2022 8:52:53 AM	2/8/2022 9:04:24 AM	2022-473	321	NCKer	North Central Kerman
2/8/2022 8:56:39 AM	2/8/2022 9:08:49 AM	2022-474	311	North Central Automatic Aid	North Central Auto Aide Area
2/9/2022					
2/9/2022 11:31:24 AM	2/9/2022 12:00:39 PM	2022-487	321	NCKer	North Central Kerman
2/9/2022 11:48:42 AM	2/9/2022 12:03:07 PM	2022-488	550	NCR56	North Central Rural, Station 58 Service Area
2/10/2022					
2/10/2022 12:20:38 PM	2/10/2022 12:38:00 PM	2022-502	322	NC59	North Central Metro Service Area
2/10/2022 12:36:19 PM	2/10/2022 12:55:26 PM	2022-503	321	North Central Automatic Aid	North Central Auto Aide Area
2/10/2022 1:05:39 PM	2/10/2022 1:10:07 PM	2022-504	321	NCKer	North Central Kerman
2/10/2022 1:08:55 PM	2/10/2022 1:18:25 PM	2022-505	700	NCKer	North Central Kerman
2/11/2022					
2/11/2022 5:35:23 PM	2/11/2022 6:00:54 PM	2022-524	321	NCR58	North Central Rural, Station 58 Service Area
2/11/2022 5:49:46 PM	2/11/2022 5:51:48 PM	2022-523	611	NCR58	North Central Rural, Station 58 Service Area
2/11/2022 6:07:07 PM	2/11/2022 6:19:32 PM	2022-526	142	North Central Automatic Aid	North Central Auto Aide Area
2/11/2022 6:17:19 PM	2/11/2022 6:19:45 PM	2022-525	611	NC59	North Central Metro Service Area
2/12/2022					
2/12/2022 3:22:58 AM	2/12/2022 5:32:15 AM	2022-532	160	NCR58	North Central Auto Aide Area
2/12/2022 3:40:44 AM	2/12/2022 3:51:03 AM	2022-531	321	NC59	North Central Metro Service Area
2/12/2022 11:51:01 AM	2/12/2022 12:19:53 PM	2022-534	321	NCKer	North Central Kerman
2/12/2022 11:58:05 AM	2/12/2022 12:19:54 PM	2022-535	542	NCR56	North Central Rural, Station 56 Service Area
2/14/2022					
2/14/2022 12:47:16 AM	2/14/2022 1:23:49 AM	2022-553	160	NCR56	North Central Rural, Station 56 Service Area

Percentage of incidents overlapping from total incidents in month,year. Compared incident time range as either Alarm to Cancel or Alarm to Clear for incidents that have either Cancel or Clear time recorded. Reviewed calls only. Group by date. Displays date, incident number, incident type (numeric only), zone, and station.

OVERLAPPING INCIDENT DETAILS

ALARM	CLEAR/CANCEL	INCIDENT #	INCIDENT TYPE	STATION	ZONE
2/14/2022 1:04:12 AM	2/14/2022 1:07:22 AM	2022-552	611	NCR56	North Central Rural, Station 56 Service Area
2/15/2022					
2/15/2022 6:16:15 AM	2/15/2022 6:27:12 AM	2022-567	311	NCKer	North Central Kerman
2/15/2022 6:19:19 AM	2/15/2022 6:33:25 AM	2022-568	321	North Central Automatic Aid	North Central Auto Aide Area
2/15/2022 6:33:39 AM	2/15/2022 7:00:37 AM	2022-569	321	NCR59	North Central Metro Service Area
2/15/2022 6:42:17 AM	2/15/2022 7:06:59 AM	2022-570	311	NCKer	North Central Kerman
2/15/2022 12:04:24 PM	2/15/2022 12:35:33 PM	2022-573	321	NCKer	North Central Kerman
2/15/2022 12:33:18 PM	2/15/2022 1:11:52 PM	2022-575	131	NCR55	North Central Rural, Station 55 Service Area
2/15/2022 12:35:35 PM	2/15/2022 12:56:47 PM	2022-574	322	North Central Automatic Aid	North Central Auto Aide Area
2/16/2022					
2/16/2022 9:26:41 AM	2/16/2022 9:45:35 AM	2022-581	321	NCR58	North Central Rural, Station 58 Service Area
2/16/2022 9:45:32 AM	2/16/2022 9:56:48 AM	2022-582	321	NCR58	North Central Rural, Station 58 Service Area
2/16/2022 4:03:34 PM	2/16/2022 4:18:04 PM	2022-585	321	NCKer	North Central Rural, Station 57 Service Area
2/16/2022 4:14:48 PM	2/16/2022 4:42:37 PM	2022-586	151	NCR55	North Central Rural, Station 55 Service Area
2/17/2022					
2/17/2022 10:22:01 PM	2/17/2022 10:48:05 PM	2022-598	321	NCR55	North Central Rural, Station 55 Service Area
2/17/2022 10:32:27 PM	2/17/2022 10:43:58 PM	2022-597	445	NCR58	North Central Auto Aide Area
2/18/2022					
2/18/2022 8:40:15 PM	2/18/2022 8:56:17 PM	2022-607	321	North Central Automatic Aid	North Central Auto Aide Area
2/18/2022 8:48:13 PM	2/18/2022 8:51:24 PM	2022-606	611	NCR55	North Central Rural, Station 55 Service Area
2/21/2022					
2/21/2022 6:02:14 PM	2/21/2022 6:20:18 PM	2022-633	600	NCR58	North Central Rural, Station 58 Service Area
2/21/2022 6:20:07 PM	2/21/2022 6:42:36 PM	2022-634	631	NCR58	North Central Rural, Station 58 Service Area
2/21/2022 8:40:19 PM	2/21/2022 11:56:20 PM	2022-636	111	NCR58	North Central Rural, Station 58 Service Area
2/21/2022 9:07:32 PM	2/21/2022 9:11:20 PM	2022-635	611	NCKer	North Central Kerman
2/22/2022					
2/22/2022 6:56:18 AM	2/22/2022 7:12:06 AM	2022-639	600	North Central Automatic Aid	North Central Auto Aide Area
2/22/2022 7:06:17 AM	2/22/2022 7:14:13 AM	2022-638	745	North Central Automatic Aid	North Central Auto Aide Area
2/22/2022 4:07:10 PM	2/22/2022 4:16:50 PM	2022-642	700	NCR56	North Central Rural, Station 56 Service Area
2/22/2022 4:13:40 PM	2/22/2022 4:31:58 PM	2022-643	321	North Central Automatic Aid	North Central Auto Aide Area
2/22/2022 4:28:58 PM	2/22/2022 4:41:53 PM	2022-644	321	NCR56	North Central Rural, Station 56 Service Area

Percentage of incidents overlapping from total incidents in month,year. Compared incident time range as either Alarm to Cancel or Alarm to Clear for incidents that have either Cancel or Clear time recorded. Reviewed calls only. Group by date. Displays date, incident number, incident type (numeric only), zone, and station.



OVERLAPPING INCIDENT DETAILS

ALARM	CLEAR/CANCEL	INCIDENT #	INCIDENT TYPE	STATION	ZONE
2/23/2022					
2/23/2022 5:09:39 PM	2/23/2022 5:25:19 PM	2022-653	321	NCKer	North Central Kerman
2/23/2022 5:12:50 PM	2/23/2022 5:18:13 PM	2022-652	321	North Central Automatic Aid	North Central Auto Aide Area
2/23/2022 9:29:06 PM	2/23/2022 9:42:44 PM	2022-655	321	NCKer	North Central Kerman
2/23/2022 9:37:02 PM	2/23/2022 9:48:08 PM	2022-656	611	NCR55	North Central Rural, Station 55 Service Area
2/24/2022					
2/24/2022 10:05:14 AM	2/24/2022 10:28:09 AM	2022-666	321	NCR56	North Central Rural, Station 56 Service Area
2/24/2022 10:16:22 AM	2/24/2022 10:20:21 AM	2022-665	611	NCR55	North Central Rural, Station 55 Service Area
2/26/2022					
2/26/2022 12:43:31 PM	2/26/2022 1:09:59 PM	2022-697	321	NCR56	North Central Rural, Station 56 Service Area
2/26/2022 12:52:03 PM	2/26/2022 1:12:58 PM	2022-698	321	NCKer	North Central Kerman
2/26/2022 1:52:50 PM	2/26/2022 2:59:37 PM	2022-700	140	NCR58	North Central Rural, Station 58 Service Area
2/26/2022 2:22:20 PM	2/26/2022 2:31:46 PM	2022-699	311	NCKer	North Central Kerman
2/26/2022 10:25:30 PM	2/26/2022 10:54:21 PM	2022-704	412	NCBio	North Central Rural, Station 57 Service Area
2/26/2022 10:35:03 PM	2/26/2022 10:42:44 PM	2022-703	611	North Central Automatic Aid	North Central Auto Aide Area
2/28/2022					
2/28/2022 8:32:21 AM	2/28/2022 8:54:51 AM	2022-712	600	NCR56	North Central Auto Aide Area
2/28/2022 8:53:59 AM	2/28/2022 8:59:50 AM	2022-713	550	NCR55	North Central Rural, Station 55 Service Area
2/28/2022 9:17:07 PM	2/28/2022 9:43:29 PM	2022-723	113	NC59	North Central Metro Service Area
2/28/2022 9:24:11 PM	2/28/2022 9:37:28 PM	2022-722	321	NCKer	North Central Kerman

Percentage of incidents overlapping from total incidents in month, year. Compared incident time range as either Alarm to Cancel or Alarm to Clear for incidents that have either Cancel or Clear time recorded. Reviewed calls only. Group by date. Displays date, incident number, incident type (numeric only), zone, and station.



North Central Fire Protection District

Kerman, CA

This report was generated on 3/2/2022 12:05:15 PM



Count of Overlapping Incidents for Station for Date Range (In Service Time Used)

Incident Status(s): All Incident Statuses | Station(s): NCKer | Start Date: 02/01/2022 | End Date: 02/28/2022

OVERLAPPING COUNT	PERCENT OVERLAPPING	TOTAL
4	4.44 %	90

OVERLAPPING INCIDENT DETAILS (ALARM TO IN SERVICE)

ALARM	IN SERVICE	INCIDENT NUMBER	INCIDENT TYPE	ZONE
2/1/2022				
2/1/2022 9:19:32 AM	2/1/2022 9:32:00 AM	2022-404	600	North Central Kerman
2/1/2022 9:19:40 AM	2/1/2022 9:36:48 AM	2022-405	321	North Central Kerman
2/10/2022				
2/10/2022 1:05:39 PM	2/10/2022 1:10:07 PM	2022-504	321	North Central Kerman
2/10/2022 1:08:55 PM	2/10/2022 1:18:25 PM	2022-505	700	North Central Kerman

Incident time range is difference between 'Alarm' and 'In Service' time stamps (both must be present). If multiple apparatus respond, 'In Service' taken from final apparatus to leave. Results grouped by date.



North Central Fire Protection District

Kerman, CA

This report was generated on 3/2/2022 12:06:09 PM



Count of Overlapping Incidents for Station for Date Range (In Service Time Used)

Incident Status(s): All Incident Statuses | Station(s): NCR58 | Start Date: 02/01/2022 | End Date: 02/28/2022

OVERLAPPING COUNT	PERCENT OVERLAPPING	TOTAL
6	13.04 %	46

OVERLAPPING INCIDENT DETAILS (ALARM TO IN SERVICE)

ALARM	IN SERVICE	INCIDENT NUMBER	INCIDENT TYPE	ZONE
2/11/2022				
2/11/2022 5:49:46 PM	2/11/2022 5:51:48 PM	2022-523	611	North Central Rural, Station 58 Service Area
2/11/2022 5:35:23 PM	2/11/2022 6:00:54 PM	2022-524	321	North Central Rural, Station 58 Service Area
2/16/2022				
2/16/2022 9:26:41 AM	2/16/2022 9:45:35 AM	2022-581	321	North Central Rural, Station 58 Service Area
2/16/2022 9:45:32 AM	2/16/2022 9:56:48 AM	2022-582	321	North Central Rural, Station 58 Service Area
2/21/2022				
2/21/2022 6:02:14 PM	2/21/2022 6:20:18 PM	2022-633	600	North Central Rural, Station 58 Service Area
2/21/2022 6:20:07 PM	2/21/2022 6:42:36 PM	2022-634	631	North Central Rural, Station 58 Service Area

Incident time range is difference between 'Alarm' and 'In Service' time stamps (both must be present). If multiple apparatus respond, 'In Service' taken from final apparatus to leave. Results grouped by date.



North Central Fire Protection District

Kerman, CA

This report was generated on 3/2/2022 12:07:18 PM



Mutual or Automatic Aid Given by FDID for Incident Type for Date Range

Incident Type(s): All Incident Types | Start Date: 02/01/2022 | End Date: 02/28/2022

INCIDENT NUMBER	INCIDENT DATE	LOCATION	AID TYPE	INCIDENT TYPE
FDID: 10030 - Fresno City Fire				
2022-463	02/07/2022	4912 N GLENN AVE	Automatic aid given	311 - Medical assist, assist EMS crew
Count of Calls for FDID 10030 - Fresno City Fire : 1				
FDID: 10032 - Fresno County				
2022-435	02/05/2022	S MAIN ST	Automatic aid given	324 - Motor vehicle accident with no injuries.
2022-461	02/07/2022	8235 S BRYAN AVE	Automatic aid given	111 - Building fire
2022-466	02/07/2022	22249 IDAHO ST	Automatic aid given	321 - EMS call, excluding vehicle accident with injury
2022-491	02/09/2022	9035 DONNA AVE	Mutual aid given	321 - EMS call, excluding vehicle accident with injury
2022-536	02/12/2022	3365 W CHURCH AVE	Automatic aid given	321 - EMS call, excluding vehicle accident with injury
2022-557	02/14/2022	S Madera AVE	Automatic aid given	611 - Dispatched & cancelled en route
2022-600	02/18/2022	8535 9TH ST	Automatic aid given	611 - Dispatched & cancelled en route
2022-646	02/23/2022	S CORNELIA AVE	Automatic aid given	131 - Passenger vehicle fire
Count of Calls for FDID 10032 - Fresno County : 8				

Report pulls data from Basic Info 5 (Mutual Aid Given Box) and if available, matches FDID to Neighboring Agency's FDID in Neighboring Agency list in the Administration Module. If missing, Report will only display FDID of Agency.



emergencyreporting.com

Doc Id: 1616

Page # 1 of 1

North Central Fire Protection District

Kerman, CA

This report was generated on 3/2/2022 12:08:59 PM



Mutual or Automatic Aid Received by FDID for Incident Type for Date Range

Incident Type(s): All Incident Types | Start Date: 02/01/2022 | End Date: 02/28/2022

INCIDENT	INCIDENT DATE	LOCATION	AID TYPE	INCIDENT TYPE
FDID: 10030 - Total Calls: 74				
2022-425	02/04/2022	1015 E INDIANAPOLIS AVE	Automatic aid received	100 - Fire, other
2022-723	02/28/2022	315 W SAN BRUNO AVE	Automatic aid received	113 - Cooking fire, confined to container
2022-554	02/14/2022	710 N HUGHES AVE	Automatic aid received	131 - Passenger vehicle fire
2022-526	02/11/2022	N Valentine AVE	Automatic aid received	142 - Brush or brush-and-grass mixture fire
2022-470	02/08/2022	N Fruit AVE	Automatic aid received	151 - Outside rubbish, trash or waste fire
2022-456	02/06/2022	E Swift AVE	Automatic aid received	160 - Special outside fire, other
2022-572	02/15/2022	E Ashlan AVE	Automatic aid received	160 - Special outside fire, other
2022-414	02/03/2022	1490 W BARSTOW AVE	Automatic aid received	311 - Medical assist, assist EMS crew
2022-419	02/03/2022	350 W SAN JOSE AVE	Automatic aid received	311 - Medical assist, assist EMS crew
2022-496	02/10/2022	1153 W KEATS AVE	Automatic aid received	311 - Medical assist, assist EMS crew
2022-501	02/10/2022	525 W SAN JOSE AVE	Automatic aid received	311 - Medical assist, assist EMS crew
2022-630	02/21/2022	2589 W BULLARD AVE	Automatic aid received	311 - Medical assist, assist EMS crew
2022-714	02/28/2022	1733 W ELLERY WAY	Automatic aid received	311 - Medical assist, assist EMS crew
2022-409	02/02/2022	2241 N VISTA AVE	Automatic aid received	321 - EMS call, excluding vehicle accident with injury
2022-432	02/05/2022	4844 N GLENN AVE	Automatic aid received	321 - EMS call, excluding vehicle accident with injury
2022-440	02/06/2022	3014 W MCKINLEY AVE	Automatic aid received	321 - EMS call, excluding vehicle accident with injury
2022-441	02/06/2022	2236 W OLIVE AVE	Automatic aid received	321 - EMS call, excluding vehicle accident with injury
2022-443	02/06/2022	W Ashlan AVE	Automatic aid received	321 - EMS call, excluding vehicle accident with injury
2022-446	02/06/2022	2342 W OLIVE AVE	Automatic aid received	321 - EMS call, excluding vehicle accident with injury

Only Completed or Reviewed incidents included. Report pulls information from "Neighboring Agencies" in Administration module.



2022-482	02/08/2022	123 E GRIFFITH WAY	Automatic aid received	321 - EMS call, excluding vehicle accident with injury
2022-499	02/10/2022	W Dakota AVE	Automatic aid received	321 - EMS call, excluding vehicle accident with injury
2022-503	02/10/2022	2063 N CORNELIA AVE	Automatic aid received	321 - EMS call, excluding vehicle accident with injury
2022-516	02/11/2022	1419 W BULLARD AVE	Automatic aid received	321 - EMS call, excluding vehicle accident with injury
2022-521	02/11/2022	490 W BARSTOW AVE	Automatic aid received	321 - EMS call, excluding vehicle accident with injury
2022-530	02/12/2022	6253 N COLONIAL AVE	Automatic aid received	321 - EMS call, excluding vehicle accident with injury
2022-531	02/12/2022	2454 W SCOTT AVE	Automatic aid received	321 - EMS call, excluding vehicle accident with injury
2022-533	02/12/2022	1124 W ELLERY WAY	Automatic aid received	321 - EMS call, excluding vehicle accident with injury
2022-538	02/12/2022	1040 N PLEASANT AVE	Automatic aid received	321 - EMS call, excluding vehicle accident with injury
2022-544	02/13/2022	1419 W BULLARD AVE	Automatic aid received	321 - EMS call, excluding vehicle accident with injury
2022-566	02/14/2022	622 N PLEASANT AVE	Automatic aid received	321 - EMS call, excluding vehicle accident with injury
2022-568	02/15/2022	2215 W DUDLEY AVE	Automatic aid received	321 - EMS call, excluding vehicle accident with injury
2022-569	02/15/2022	7700 N VAN NESS BLVD	Automatic aid received	321 - EMS call, excluding vehicle accident with injury
2022-578	02/15/2022	N Palm AVE	Automatic aid received	321 - EMS call, excluding vehicle accident with injury
2022-594	02/17/2022	N Thorne AVE	Automatic aid received	321 - EMS call, excluding vehicle accident with injury
2022-595	02/17/2022	4821 N PALM AVE	Automatic aid received	321 - EMS call, excluding vehicle accident with injury
2022-605	02/18/2022	4833 N HARRISON AVE	Automatic aid received	321 - EMS call, excluding vehicle accident with injury
2022-607	02/18/2022	3690 N HAYES AVE	Automatic aid received	321 - EMS call, excluding vehicle accident with injury
2022-612	02/19/2022	2006 W DUDLEY AVE	Automatic aid received	321 - EMS call, excluding vehicle accident with injury
2022-621	02/20/2022	N Polk AVE	Automatic aid received	321 - EMS call, excluding vehicle accident with injury
2022-622	02/20/2022	6381 N VAN NESS BLVD	Automatic aid received	321 - EMS call, excluding vehicle accident with injury
2022-632	02/21/2022	1697 W VARTIKIAN AVE	Automatic aid received	321 - EMS call, excluding vehicle accident with injury
2022-649	02/23/2022	1429 W TENAYA WAY	Automatic aid received	321 - EMS call, excluding vehicle accident with injury
2022-652	02/23/2022	3661 W FRANKLIN AVE	Automatic aid received	321 - EMS call, excluding vehicle accident with injury
2022-657	02/23/2022	3468 W FLORADORA AVE	Automatic aid received	321 - EMS call, excluding vehicle accident with injury
2022-658	02/23/2022	N Valentine AVE	Automatic aid received	321 - EMS call, excluding vehicle accident with injury

Only Completed or Reviewed incidents included. Report pulls information from "Neighboring Agencies" in Administration module.



2022-669	02/24/2022	565 W CALIMYRNA AVE	Automatic aid received	321 - EMS call, excluding vehicle accident with injury
2022-673	02/24/2022	N West AVE	Automatic aid received	321 - EMS call, excluding vehicle accident with injury
2022-674	02/24/2022	2131 W OLIVE AVE	Automatic aid received	321 - EMS call, excluding vehicle accident with injury
2022-676	02/24/2022	6095 N BUNGALOW LN	Automatic aid received	321 - EMS call, excluding vehicle accident with injury
2022-677	02/25/2022	4234 N THORNE AVE	Automatic aid received	321 - EMS call, excluding vehicle accident with injury
2022-678	02/25/2022	2342 W OLIVE AVE	Automatic aid received	321 - EMS call, excluding vehicle accident with injury
2022-689	02/25/2022	1464 W MORAGA RD	Automatic aid received	321 - EMS call, excluding vehicle accident with injury
2022-694	02/26/2022	1435 E SWIFT AVE	Automatic aid received	321 - EMS call, excluding vehicle accident with injury
2022-696	02/26/2022	N Hayes AVE	Automatic aid received	321 - EMS call, excluding vehicle accident with injury
2022-709	02/27/2022	2106 W OLIVE AVE	Automatic aid received	321 - EMS call, excluding vehicle accident with injury
2022-502	02/10/2022	W Ashlan AVE	Automatic aid received	322 - Motor vehicle accident with injuries
2022-574	02/15/2022	South bound highway 99	Automatic aid received	322 - Motor vehicle accident with injuries
2022-418	02/03/2022	N Brawley AVE	Automatic aid received	324 - Motor vehicle accident with no injuries.
2022-580	02/16/2022	2412 W DENNETT AVE	Automatic aid received	331 - Lock-in (if lock out , use 511)
2022-711	02/28/2022	1084 N MARKS AVE	Automatic aid received	352 - Extrication of victim(s) from vehicle
2022-422	02/04/2022	3732 W CLINTON AVE	Automatic aid received	561 - Unauthorized burning
2022-639	02/22/2022	3610 W HAMMOND AVE	Automatic aid received	600 - Good intent call, other
2022-525	02/11/2022	1220 E INDIANAPOLIS AVE	Automatic aid received	611 - Dispatched & cancelled en route
2022-682	02/25/2022	4625 W OLIVE AVE	Automatic aid received	611 - Dispatched & cancelled en route
2022-703	02/26/2022	3105 W PRINCETON AVE	Automatic aid received	611 - Dispatched & cancelled en route
2022-519	02/11/2022	N Hughes AVE	Automatic aid received	651 - Smoke scare, odor of smoke
2022-527	02/11/2022	W Ashlan AVE	Automatic aid received	651 - Smoke scare, odor of smoke
2022-450	02/06/2022	3790 W BUENA VISTA AVE	Automatic aid received	733 - Smoke detector activation due to malfunction
2022-550	02/13/2022	518 CIRCLE DR	Automatic aid received	735 - Alarm system sounded due to malfunction
2022-660	02/24/2022	2479 W FIR AVE	Automatic aid received	743 - Smoke detector activation, no fire - unintentional
2022-454	02/06/2022	3566 W NORMAL AVE	Automatic aid received	744 - Detector activation, no fire - unintentional

Only Completed or Reviewed incidents included. Report pulls information from "Neighboring Agencies" in Administration module.



2022-584	02/16/2022	5275 N MAROA AVE	Automatic aid received	744 - Detector activation, no fire - unintentional
2022-444	02/06/2022	2597 W FIR AVE	Automatic aid received	745 - Alarm system activation, no fire - unintentional
2022-528	02/11/2022	518 CIRCLE DR	Automatic aid received	745 - Alarm system activation, no fire - unintentional
FDID: 10032 - Total Calls: 3				
2022-586	02/16/2022	N Yuba AVE	Automatic aid received	151 - Outside rubbish, trash or waste fire
2022-708	02/27/2022	S Cornelia AVE	Automatic aid received	322 - Motor vehicle accident with injuries
2022-639	02/22/2022	3610 W HAMMOND AVE	Automatic aid received	600 - Good intent call, other
FDID: Unknown - Total Calls: 5				
2022-464	02/07/2022	2240 W BELMONT AVE	Automatic aid received	311 - Medical assist, assist EMS crew
2022-471	02/08/2022	1351 W CELESTE AVE	Automatic aid received	311 - Medical assist, assist EMS crew
2022-474	02/08/2022	964 N LAFAYETTE AVE	Automatic aid received	311 - Medical assist, assist EMS crew
2022-643	02/22/2022	3187 W BELMONT AVE	Automatic aid received	321 - EMS call, excluding vehicle accident with injury
2022-479	02/08/2022	5341 N VAN NESS BLVD	Automatic aid received	730 - System malfunction, other

Only Completed or Reviewed incidents included. Report pulls information from "Neighboring Agencies" in Administration module.



North Central Fire Protection District

Kerman, CA

This report was generated on 3/2/2022 12:13:18 PM



Losses for Date Range

Start Date: 02/01/2022 | End Date: 02/28/2022

TOTAL INCIDENTS	TOTAL PROPERTY LOSS	TOTAL CONTENT LOSS	TOTAL LOSSES	AVERAGE LOSS
7	\$165,000.00	\$256,000.00	\$421,000.00	\$60,142.00

INCIDENT NUMBER	DATE	Incident Type	PROPERTY LOSS	CONTENT LOSS	TOTAL	% of Total
2022-410	02/02/2022	111 - Building fire	\$25,000.00	\$5,000.00	\$30,000.00	7.13%
2022-483	02/09/2022	131 - Passenger vehicle fire	\$20,000.00	\$0.00	\$20,000.00	4.75%
2022-549	02/13/2022	322 - Motor vehicle accident with injuries	\$60,000.00	\$0.00	\$60,000.00	14.25%
2022-553	02/14/2022	160 - Special outside fire, other	\$0.00	\$1,000.00	\$1,000.00	0.24%
2022-575	02/15/2022	131 - Passenger vehicle fire	\$5,000.00	\$0.00	\$5,000.00	1.19%
2022-629	02/21/2022	131 - Passenger vehicle fire	\$5,000.00	\$0.00	\$5,000.00	1.19%
2022-636	02/21/2022	111 - Building fire	\$50,000.00	\$250,000.00	\$300,000.00	71.26%

Only REVIEWED incidents included



emergencyreporting.com

Doc Id: 265

Page # 1 of 1

Fire Investigation Division Statistics for February 2022

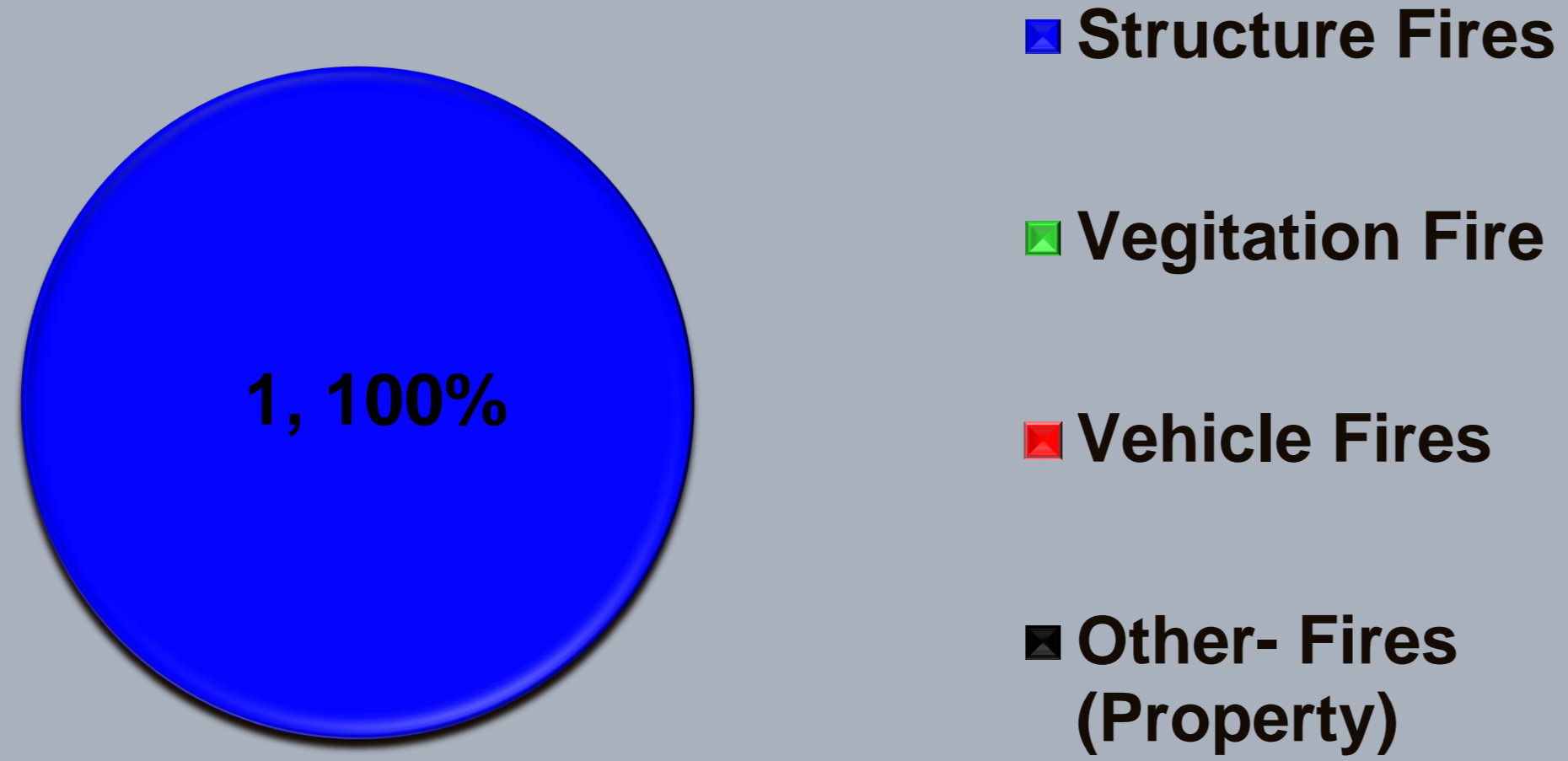
- Fire Investigations
- Safe & Sane Fireworks Booths



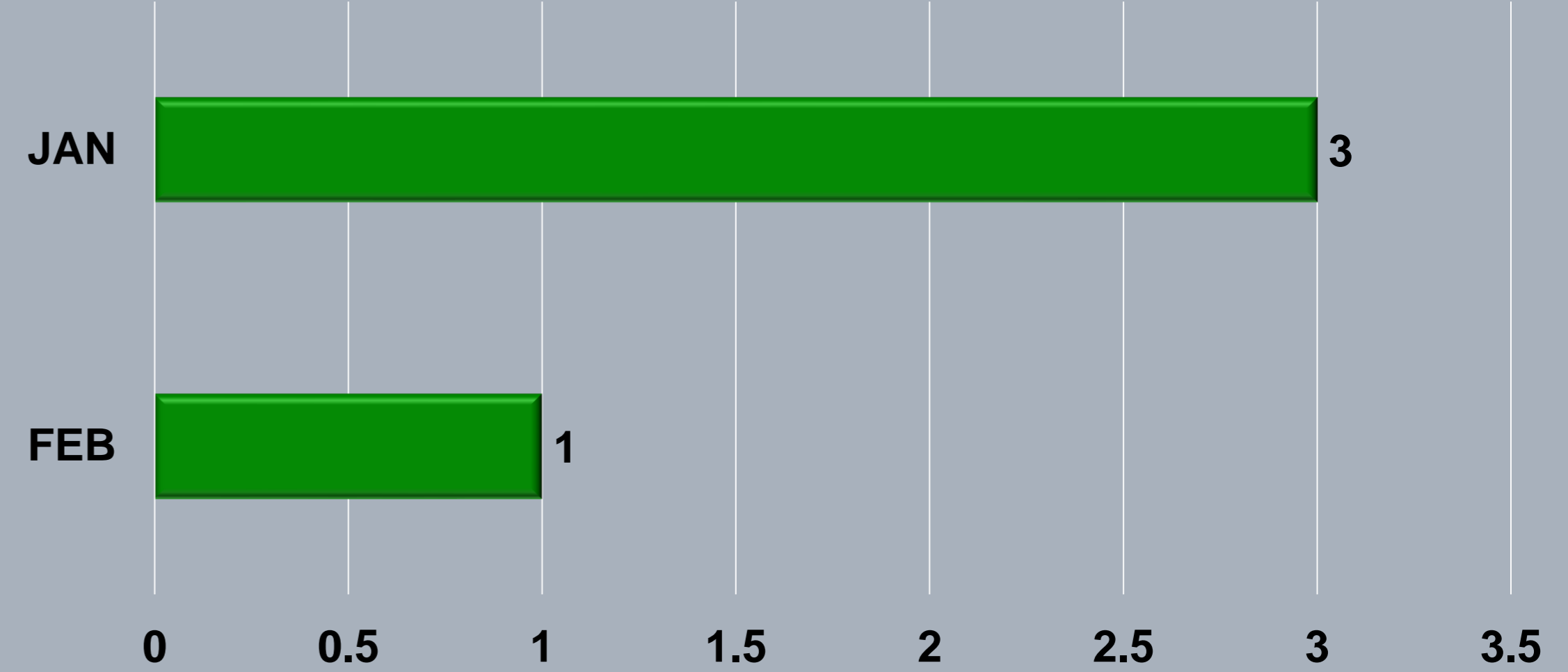


Fire Investigation Statistics for February 2022

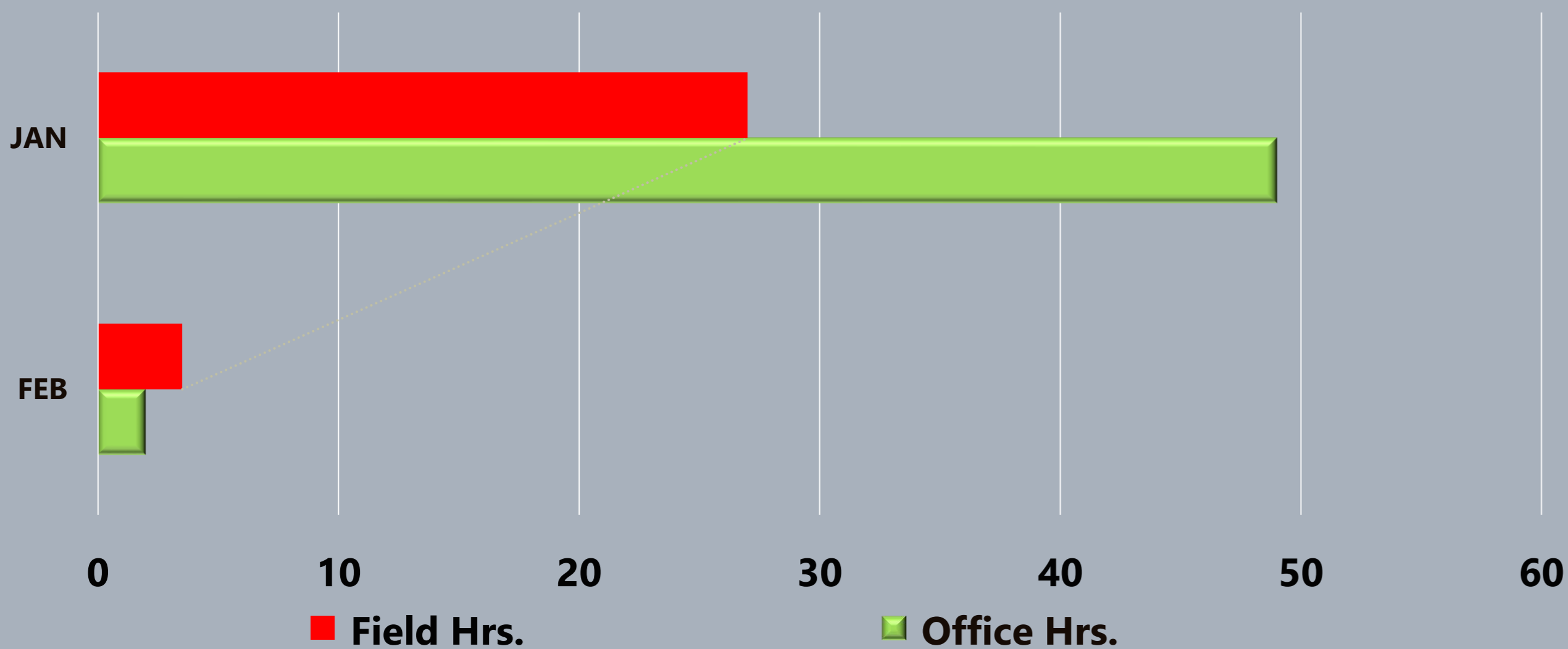
INVESTIGATIONS BY TYPE



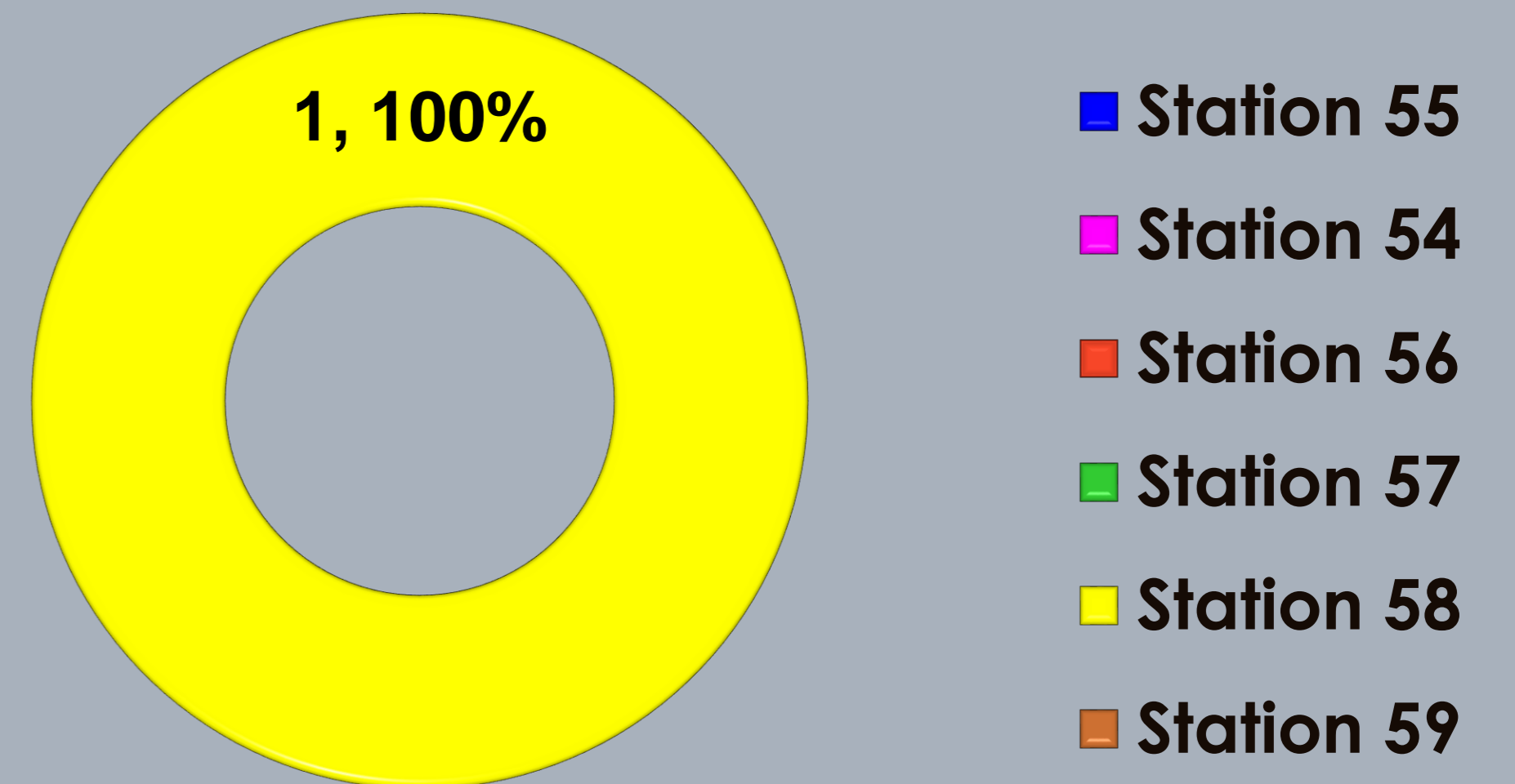
INVESTIGATION COUNT PER MONTH



INVESTIGATION HOURS PER MONTH




% OF INVESTIGATIONS BY 1ST IN STATION





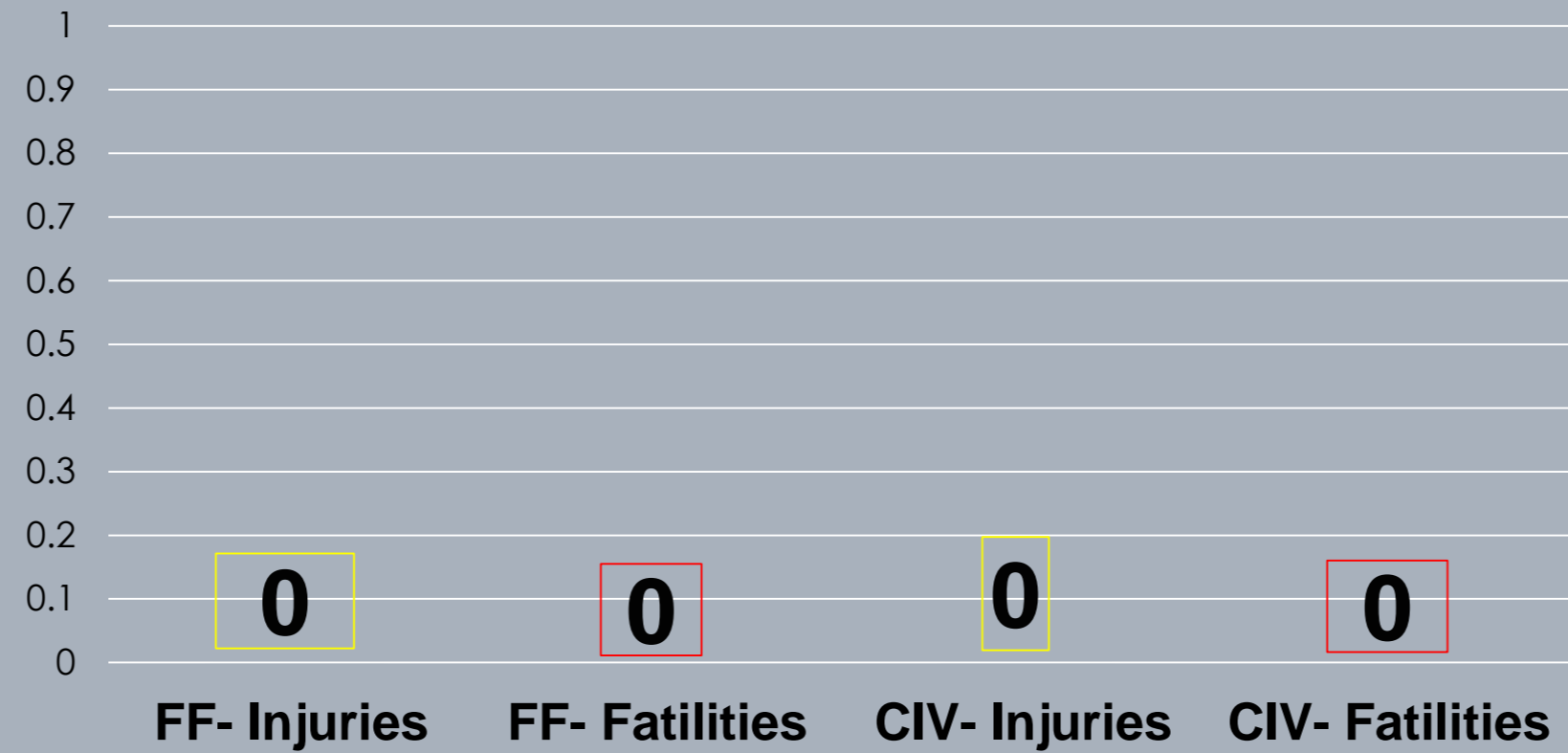
Fire Investigation Statistics for February 2022

STATUS OF INVESTIGATIONS




- Open
- Closed
- Criminal

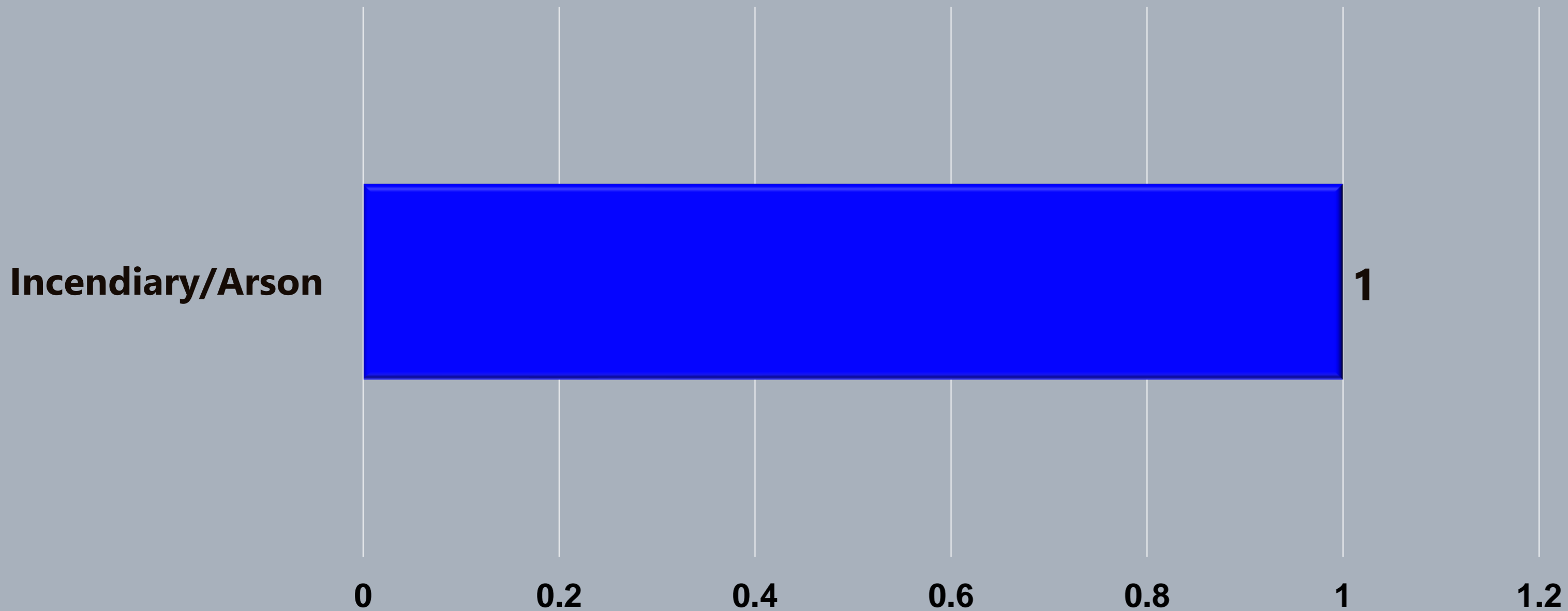
INJURIES / FATALITIES



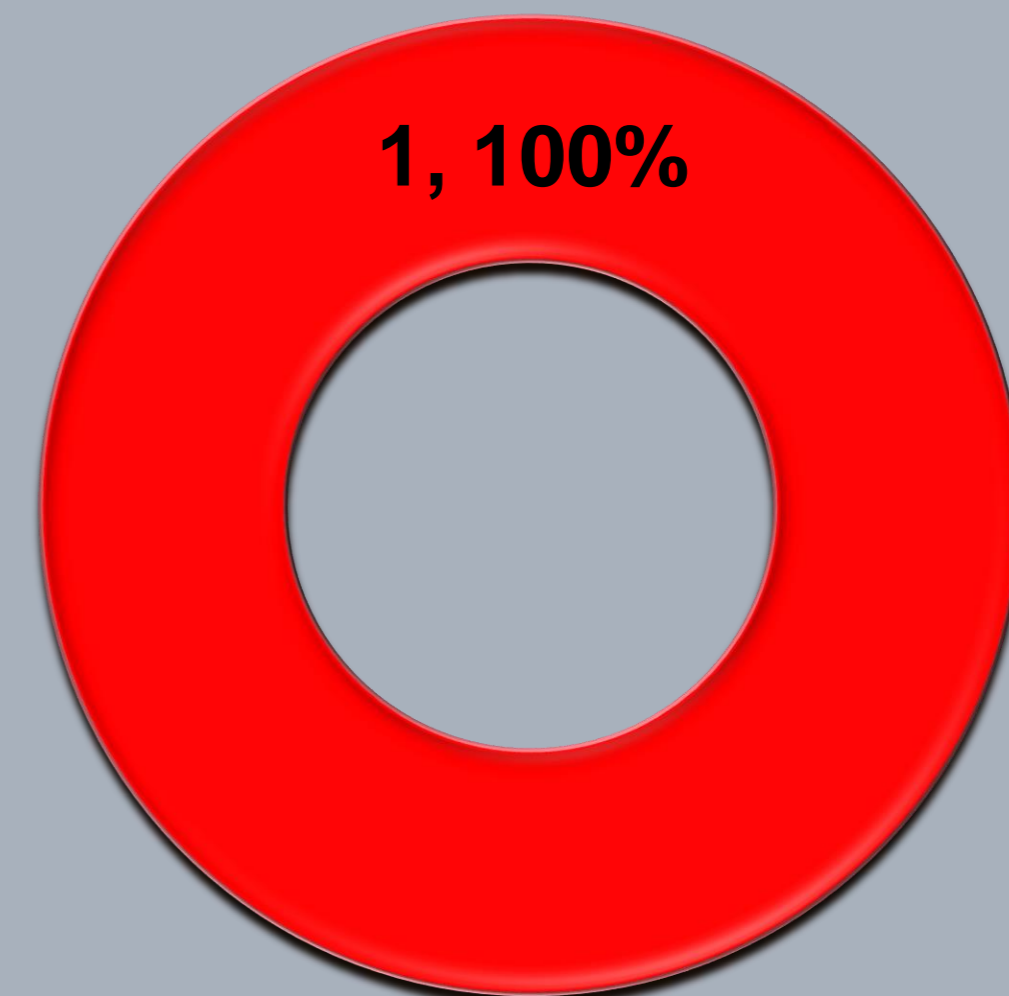
TOTAL DOLLAR LOSS – PER MONTH



INVESTIGATION CLASSIFICATIONS



INVESTIGATIONS BY ZONES



- NCKer
- NCBio
- NCRural
- NCAA
- NCMetro



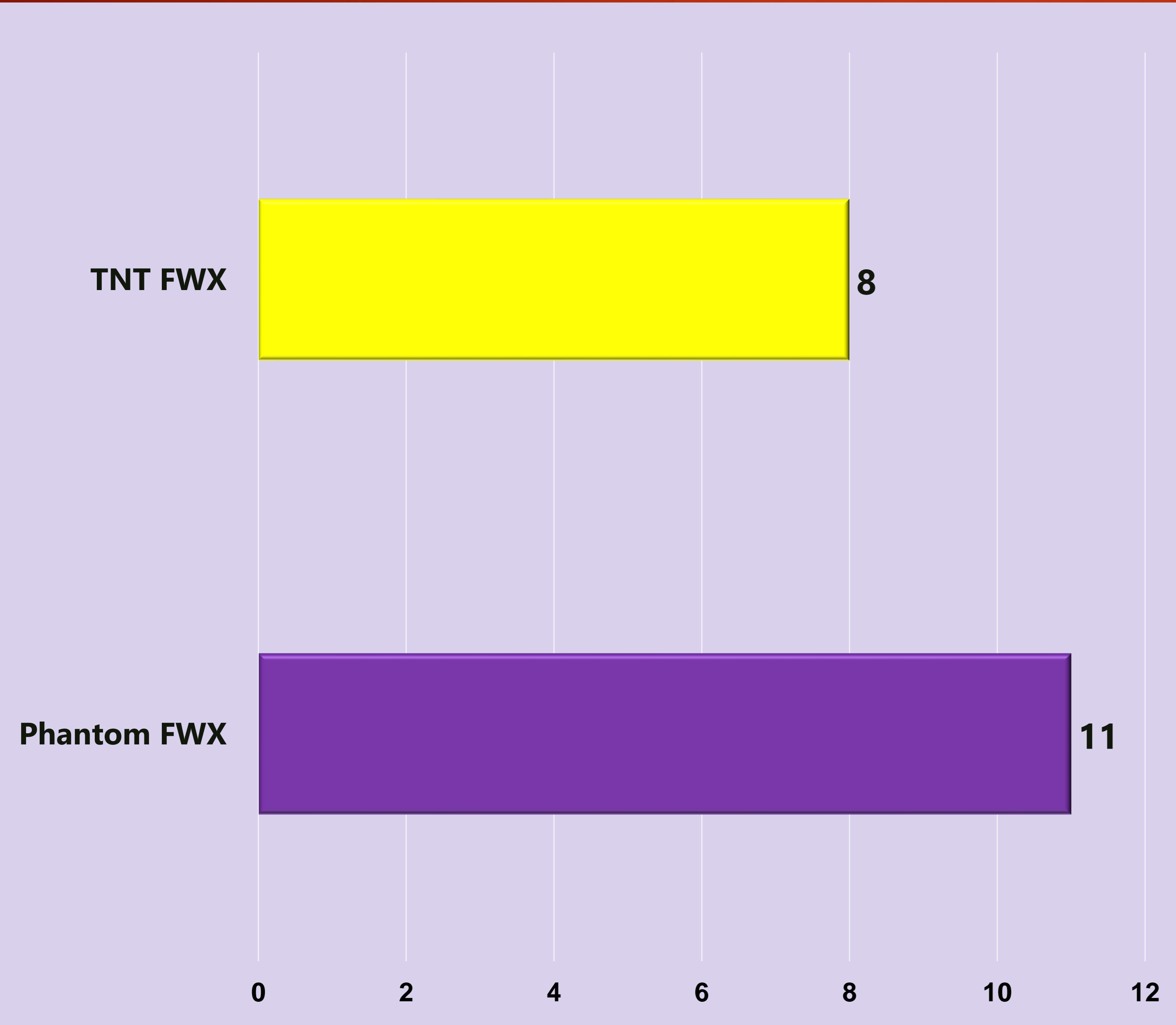

NORTH CENTRAL FIRE PROTECTION DISTRICT

Fire Chief: Timothy V. Henry, CFO, EFO

Fire Investigations							
TYPE OF FIRE	DATE OF INCIDENT	LOCATION OF INCIDENT	ZONE	INVESTIGATION STATUS	INVESTIGATION CLASSIFICATION	COST RECOVERY	NOTES
Structure Fire	02/21/2022	4261 N Dickenson Ave	NCRural	Open	Incendiary	No	Barn Fire (Arson)
TOTAL: Fire Investigations							01



Safe & Sane Fireworks Booths Applications 2022



Total # Fireworks Booths Applications Submitted

19



NORTH CENTRAL FIRE PROTECTION DISTRICT

Fire Chief: Timothy V. Henry, CFO, EFO

Safe & Sane Fireworks Booths (2022)

Organization	Contact Name	Contact No.	FWX	Booth Locations	Cross Streets	Storage Locations	First In Engine
Sikh Association	Deep Sing	559/647-4700	Phantom	TBD	TBD	TBD	TBD
Kerman Sikh Youth Associations	Deep Sing	559/647-4700	Phantom	TBD	TBD	TBD	TBD
Family Vine Church	Art Guzman	559/917-7943	Phantom	TBD	TBD	TBD	TBD
Kerman Quarterback Club	Phil Suson	559/567-5722	Phantom	TBD	TBD	TBD	TBD
Apostolic Assembly Pinedale	Augutin Hoyer III	559/355-2993	Phantom	TBD	TBD	TBD	TBD
Childs Hand Foundation	Alex Camp	559/717-8549	Phantom	TBD	TBD	TBD	TBD
Triple X Fraternity	Robert Kandarian	559/903-1242	Phantom	TBD	TBD	TBD	TBD
Aquarius Aquarium Institute	Tom Lang	559/490-3474	Phantom	TBD	TBD	TBD	TBD
Kerman Athletics Corporation	Michael Taylor	559/977-2697	TNT	TBD	TBD	TBD	TBD
Grizz Basketball Club	Shalondra Williams	559/779-7767	TNT	TBD	TBD	TBD	TBD
E Campus Vitus	Earl Hagans	559/906-3165	TNT	TBD	TBD	TBD	TBD
Landmark Pentecostal Church of God	Ray Yniguez	559/970-4911	TNT	TBD	TBD	TBD	TBD
American Legion Westland Post 355	Carlos Gonzalez	559/536-8861	TNT	TBD	TBD	TBD	TBD
New Day Worship Center	Antoinette Gonzalez	559/281-4417	TNT	TBD	TBD	TBD	TBD
Cornelia Ave Baptist Church	Cherie Smith	559/977-3770	TNT	TBD	TBD	TBD	TBD
Prestige Scouts	Gabriel Ache	559/312-4828	TNT	TBD	TBD	TBD	TBD
Breakthrough Church of Kerman, INC.	Javier Garza	559/513-1582	TNT	TBD	TBD	TBD	TBD
Cornelia Ave Southern Baptist Church	Rafael Ramos	559/473-3121	TNT	TBD	TBD	TBD	TBD
TOTAL: Fireworks Booths							19

Fire Prevention Division

Statistics for February 2022

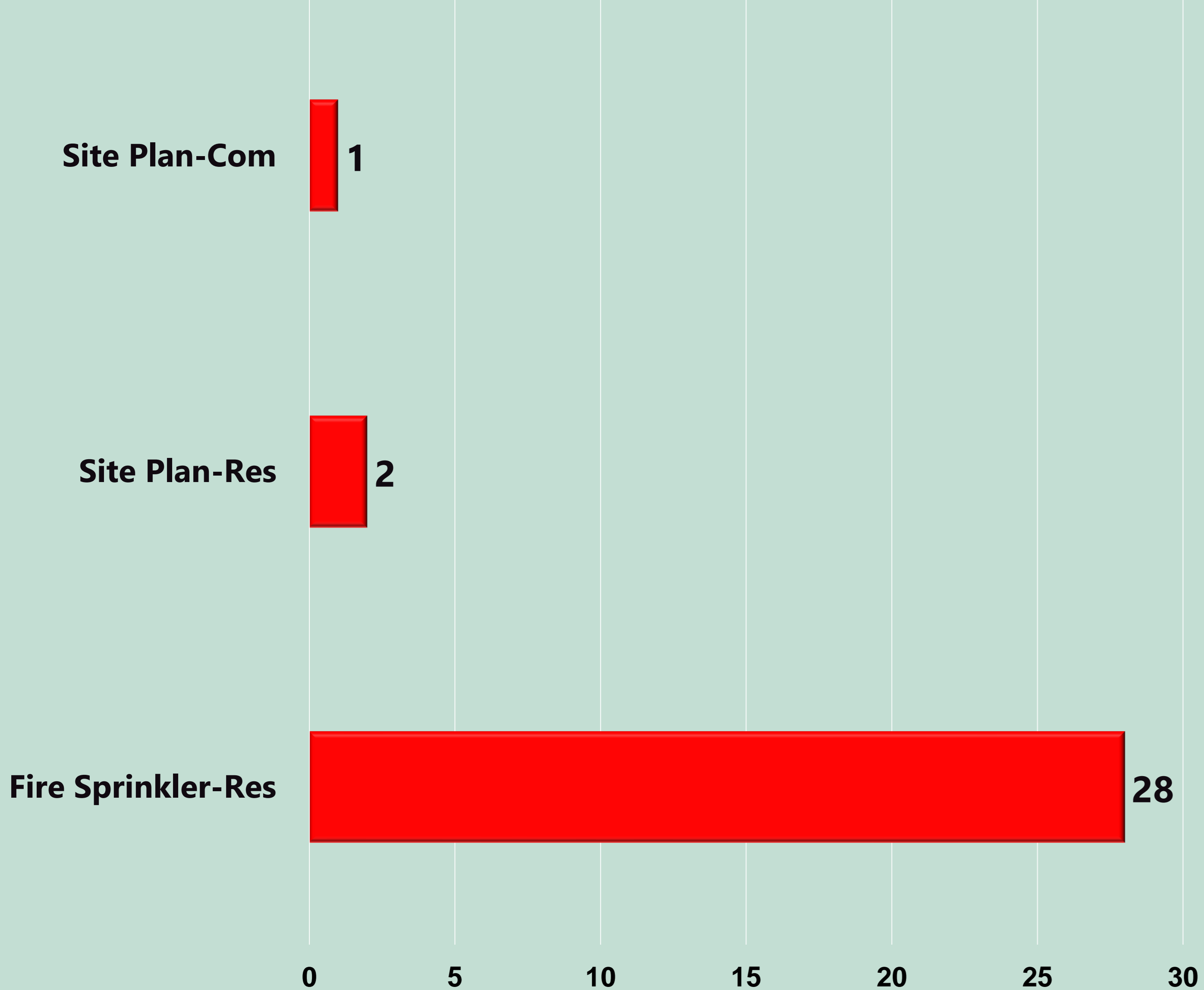
- Plans Submitted & Review
- New Construction Inspections
- Annual & Bi-Annual Inspections





Plan Submitted for Review Statistics for February 2022

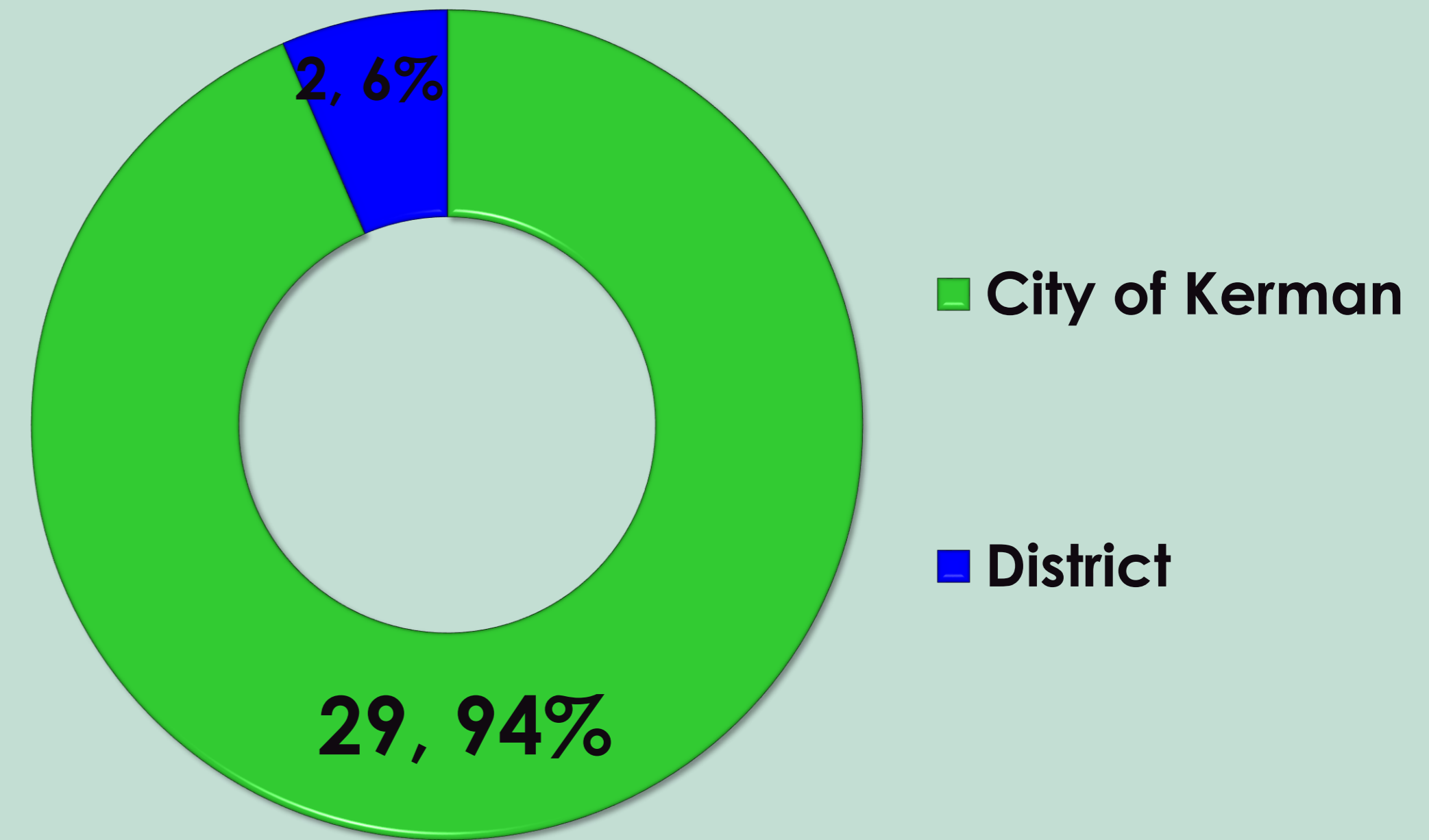
PLANS BY TYPE



Total # of Plans Submitted for Review

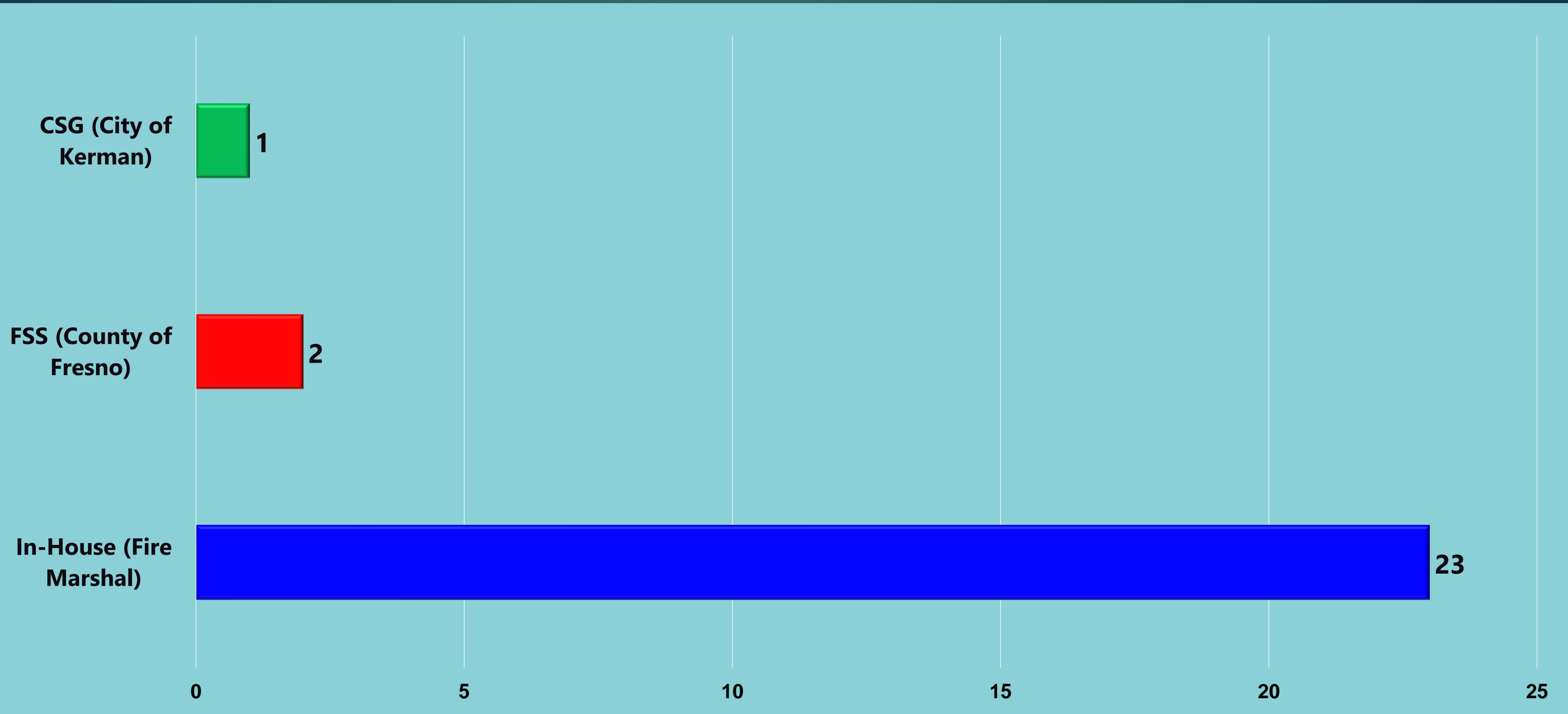
31

LOCATIONS OF PROJECTS (PLANS)





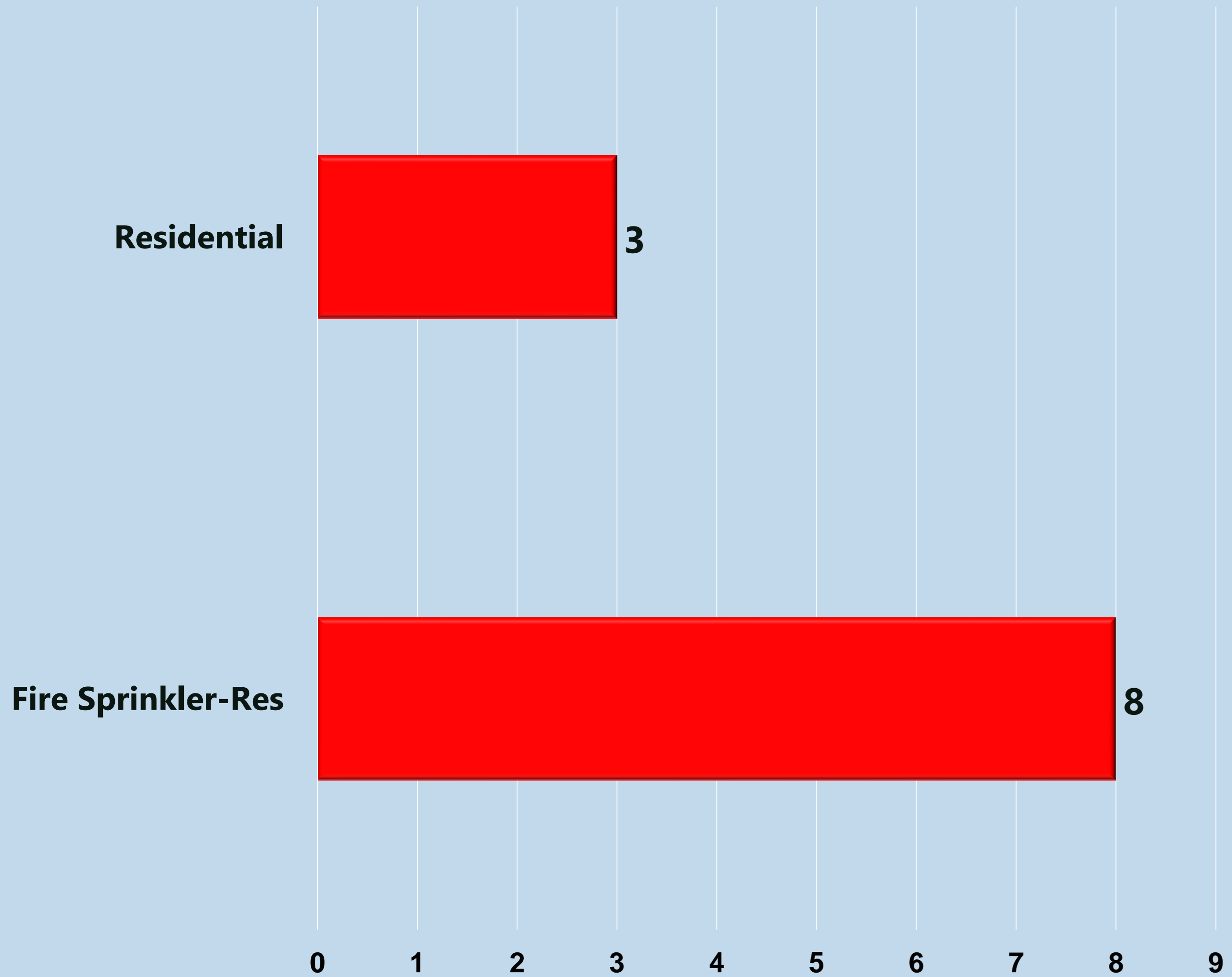
Plan Reviewed By Statistics for February 2022



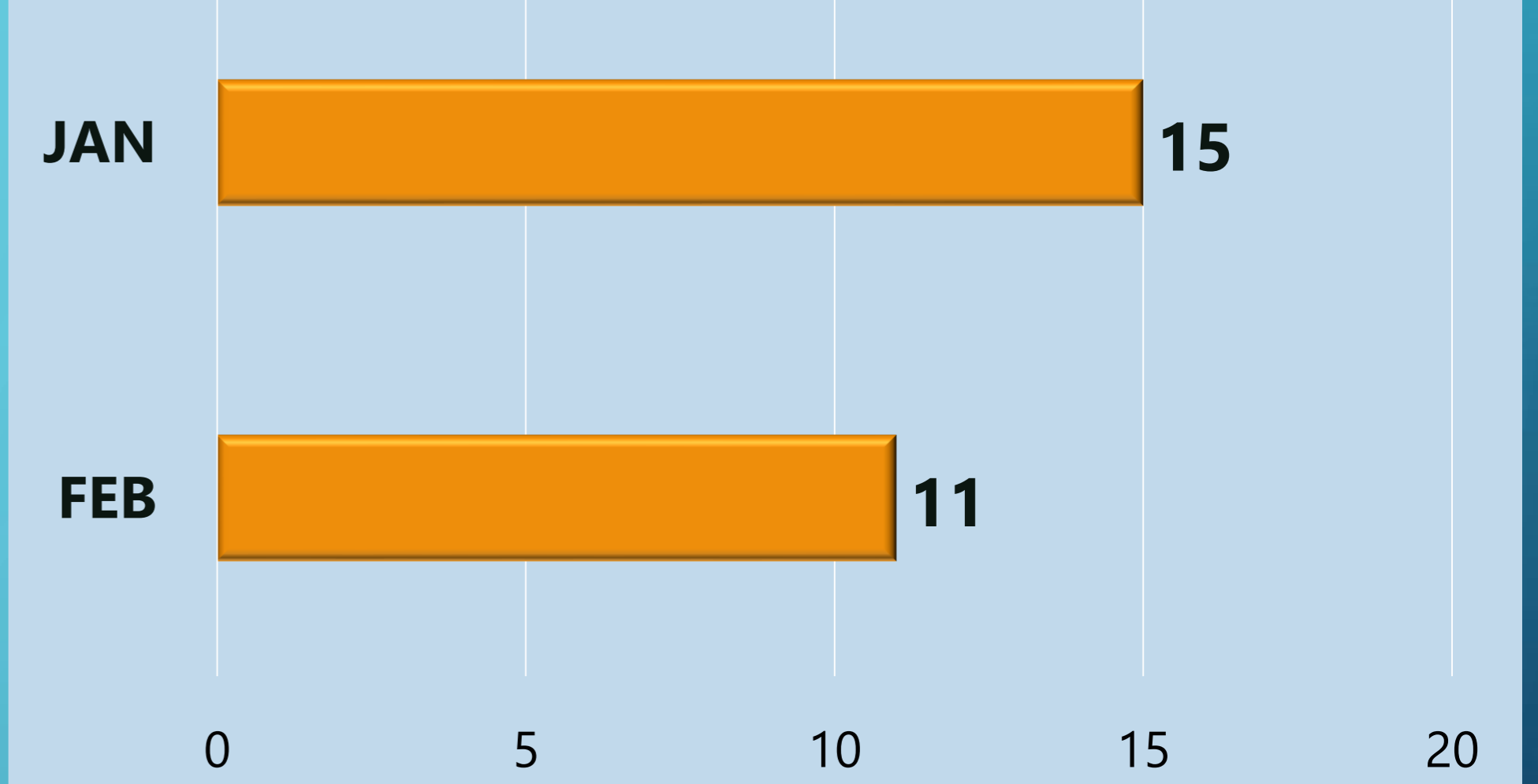


New Construction Inspections for February 2022

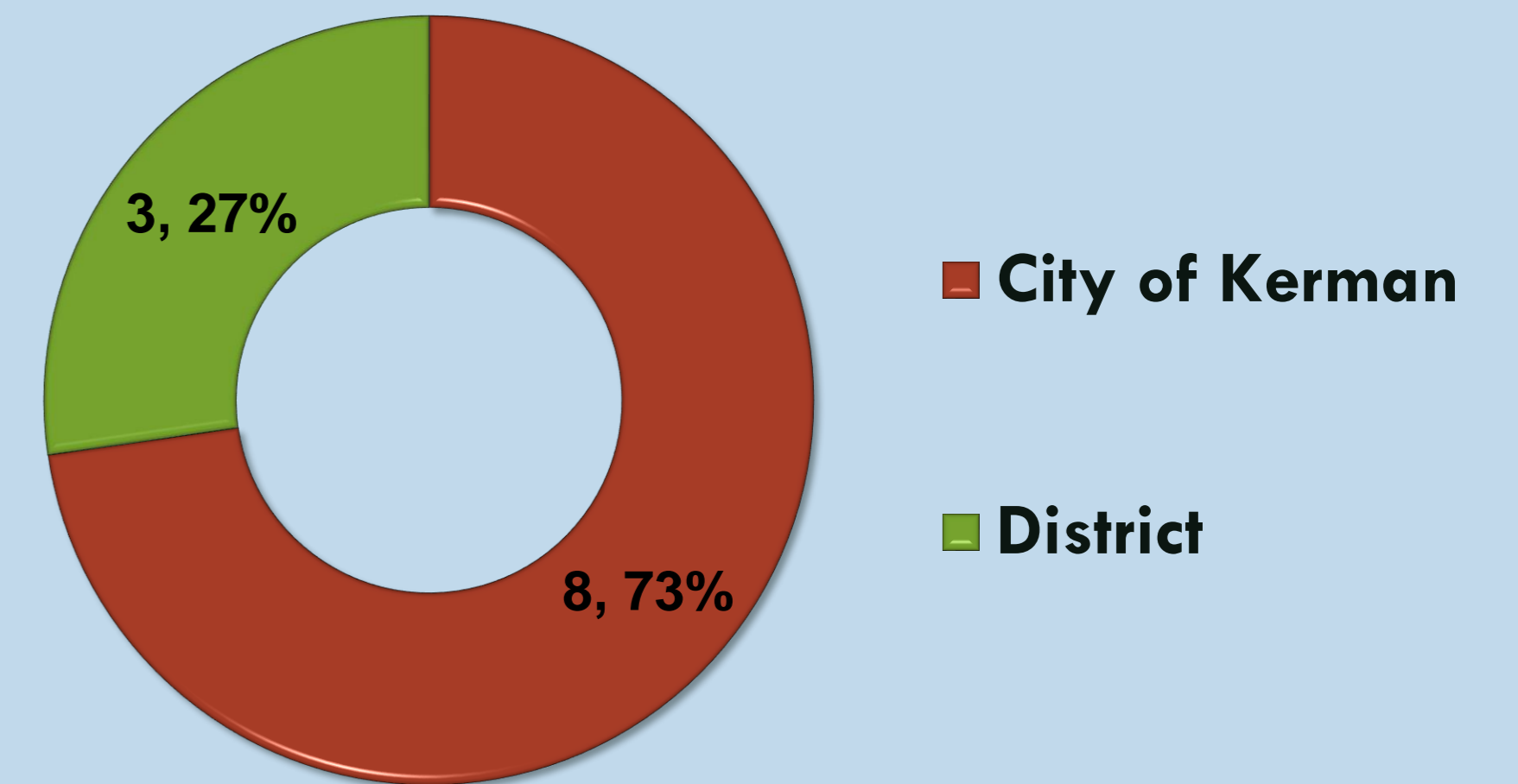
NEW CONSTRUCTION INSPECTIONS BY TYPE



NEW CONSTRUCTION INSPECTIONS COMPLETED PER MONTH



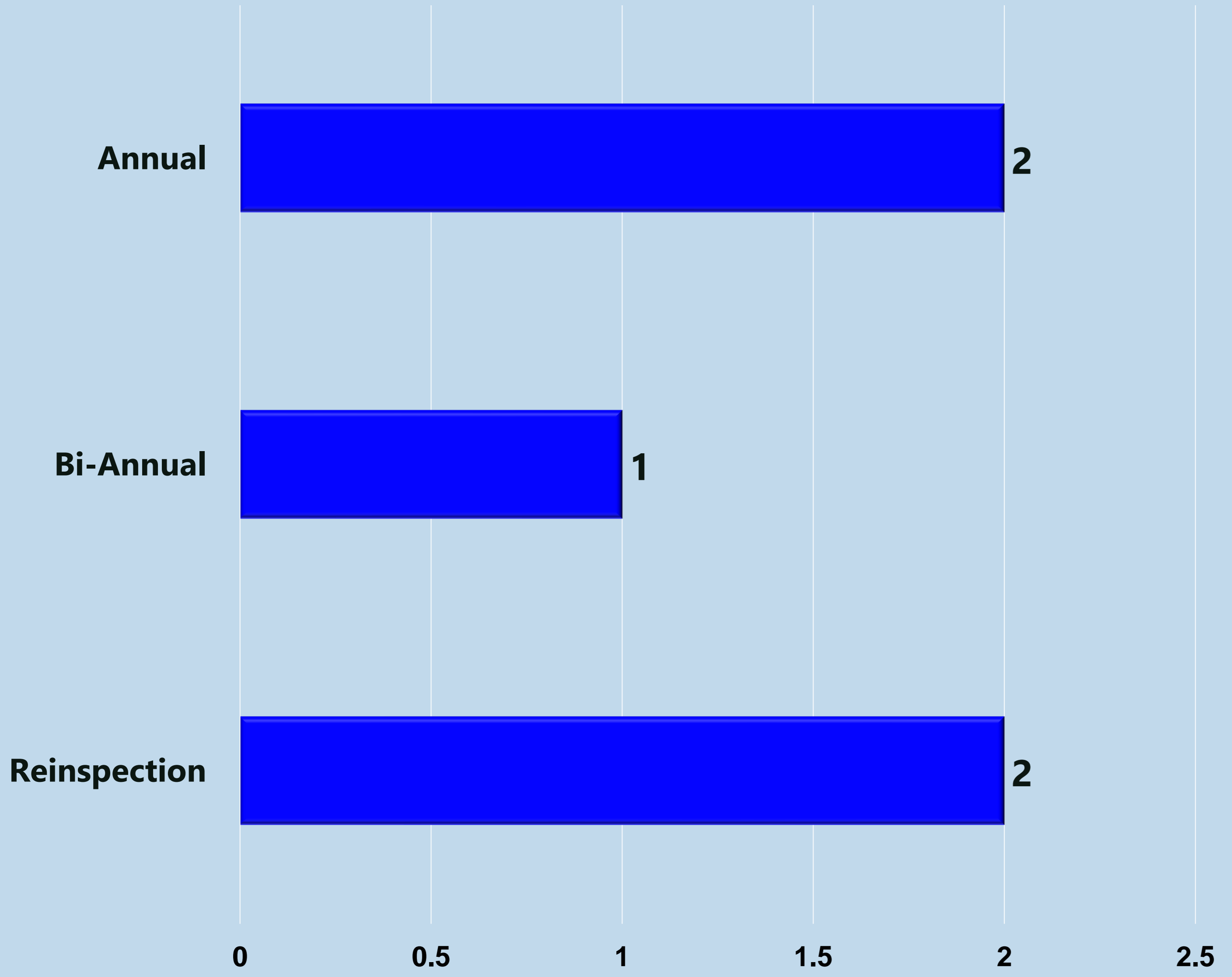
NEW CONSTRUCTION INSPECTIONS LOCATIONS



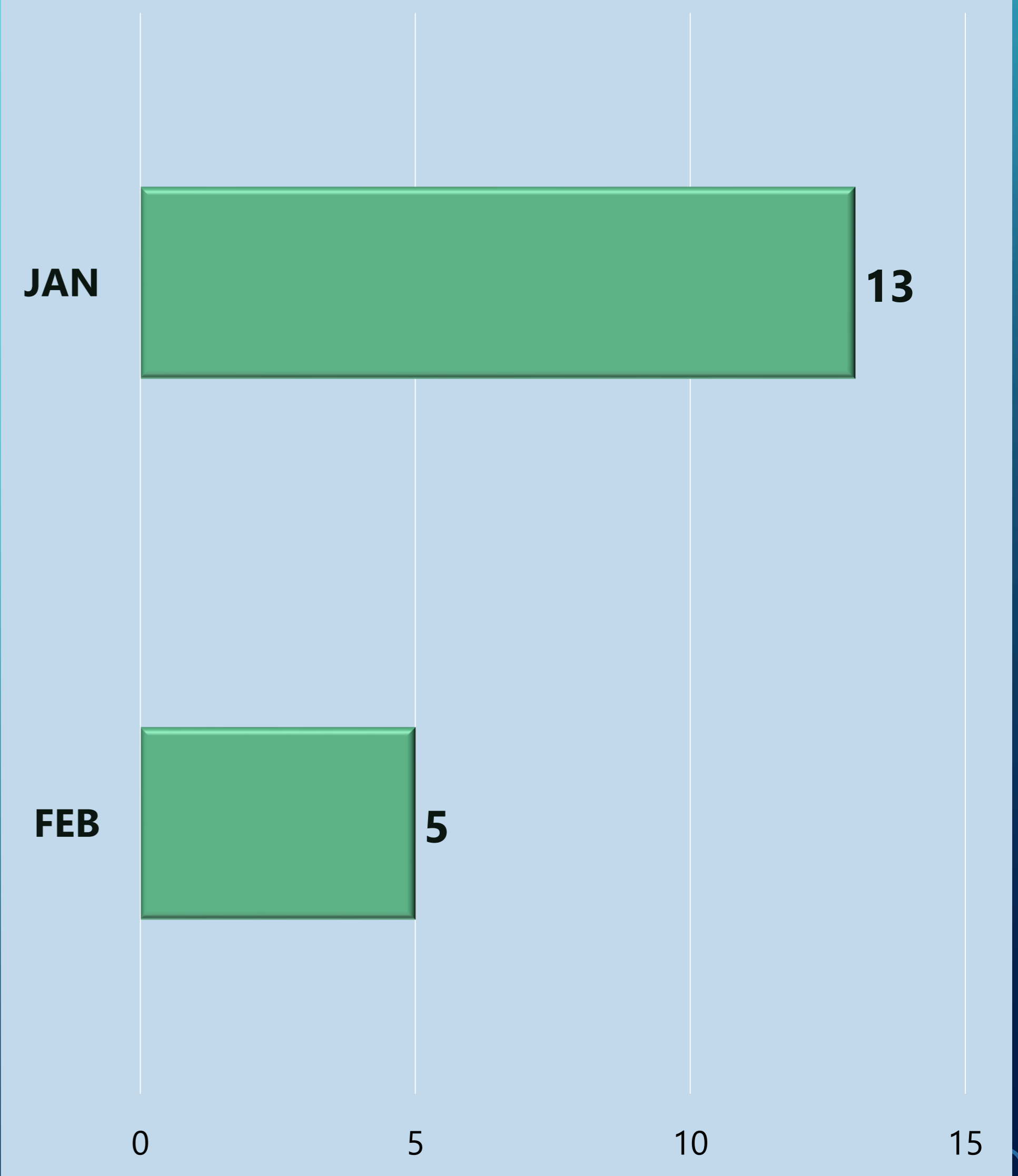


Annual & Bi-Annual Inspections for February 2022

ANNUAL & BI-ANNUAL INSPECTIONS BY CATEGORY



ANNUAL & BI-ANNUAL INSPECTIONS COMPLETED PER MONTH





NORTH CENTRAL FIRE PROTECTION DISTRICT

Fire Chief: Timothy V. Henry, CFO, EFO

Inspections (New Construction)						
NAME OF BUSINESS	ADDRESS	INSPECTOR	RESULT	OCCUPANCY TYPE	SQUARE FOOTAGE	NOTES
Inspection Type: FS (13D)- Residential						
Favagrossa Residence	4113 W California Fresno, CA 93706	Mavrikis, George	Final (CNST INSP)	R - Single Family Residence (Fire Sprinklered NFPA13D)	1613	
Villa Sorano - Crown Homes - Lot 07	15793 W Crimson Ave Kerman , CA 93630	Mavrikis, George	Pending (CNST INSP)	R - Single Family Residence (Fire Sprinklered NFPA13D)	1777	
Villa Sorano - Crown Homes - Lot 140	15983 W Regal AVE Kerman, CA 93630	Mavrikis, George	Pending (CNST INSP)	R - Single Family Residence (Fire Sprinklered NFPA13D)	1677	
Villa Sorano - Crown Homes - Lot 139	15969 W Regal AVE Kerman , CA 93630	Mavrikis, George	Pending (CNST INSP)	R - Single Family Residence (Fire Sprinklered NFPA13D)	1300	
Villa Sorano - Crown Homes - Lot 138	15959 W Regal AVE Kerman, CA 93630	Mavrikis, George	Pending (CNST INSP)	R - Single Family Residence (Fire Sprinklered NFPA13D)	1677	
Villa Sorano - Crown Homes - Lot 137	15949 W Regal AVE Kerman , CA 93630	Mavrikis, George	Pending (CNST INSP)	R - Single Family Residence (Fire Sprinklered NFPA13D)	1567	
Villa Sorano - Crown Homes - Lot 136	15941 W Regal AVE Kerman , CA 93630	Mavrikis, George	Pending (CNST INSP)	R - Single Family Residence (Fire Sprinklered NFPA13D)	1677	
Villa Sorano - Crown Homes - Lot 135	15931 W Regal AVE Kerman , CA 93630	Mavrikis, George	Pending (CNST INSP)	R - Single Family Residence (Fire Sprinklered NFPA13D)	1677	
Total # Inspections for FS (13D)- Residential:					08	
Inspection Type: New Construction (Residential)						
Residence (Metal Bldg.)	223 W Swift Ave Fresno, CA 93705	Mavrikis, George	Final (CNST INSP)	U Occupancies (Misc. Not Otherwise Classified)	900	Shop / Barn
Blake & Taylor Ellsworth	6634 N Woodson Ave Fresno, CA 93711	Mavrikis, George	Final (CNST INSP)	R - Single Family Residence	425	Room Addition
Jorge Milangos	1418 E Rialto Ave Fresno , CA 93704	Mavrikis, George	Final (CNST INSP)	U Occupancies (Misc. Not Otherwise Classified)	17190	Shop / Barn
Total # Inspections for New Construction (Residential):					03	
TOTAL New Construction Inspections:					11	



NORTH CENTRAL FIRE PROTECTION DISTRICT

Fire Chief: Timothy V. Henry, CFO, EFO

Inspections (Annual, Bi-Annual)						
NAME OF BUSINESS	ADDRESS	INSPECTOR	RESULT	OCCUPANCY TYPE	SQUARE FOOTAGE	NOTES
Inspection Type: Annual						
Kerman karate	731 S Madera Ave Kerman, CA 93630	Milleson, Kevin J	Passed (Annual INSP)	B Occupancies (Business)	900	External inspection. Business closed down.
QUICKEROO #554	692 S Madera Ave Kerman, CA 93630	Stief, Christopher J	Passed (Annual INSP)	M Occupancies (Mercantile)	2000	
Total # Inspections for Annual:						02
Inspection Type: Bi-Annual						
IT TRANSMISSION	2540 W Belmont Ave Fresno, CA 93728	Diaz, Cenovio	Passed (Annual INSP)	S Occupancies (Storage)	1500	Owner cleaned up property and removed trash and oil. No citations issued at this time.
Total # Inspections for Bi-Annual:						01
Inspection Type: Reinspection						
Vacant	733 S Madera Ave Kerman, CA 93630	Milleson, Kevin J	Passed (Annual INSP)	B Occupancies (Business)	900	Prior business closed down. Now vacant. External reinspection passed.
WINCHESTER WELDING & FABRICATION	3419 W Belmont Ave Fresno, CA 93722	Diaz, Cenovio	Passed (Annual INSP)	F Occupancies (Fabricating)	4400	
Total # Inspections for Reinspection:						02
TOTAL Annual Inspections:						05