

# May 2022

**Total Calls**  
**398**

**Fire/Other**  
**40%**

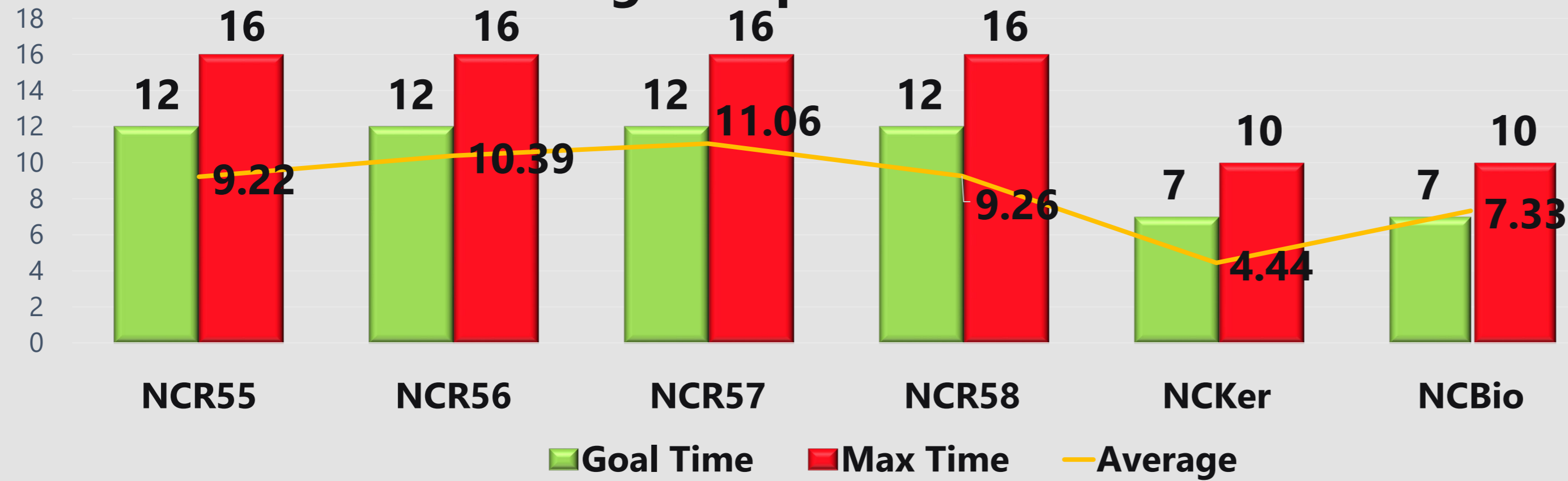
**36** Fire Call Types

**123** Other Types

**EMS/Rescue**  
**60%**

**239** EMS/Rescue Call Types

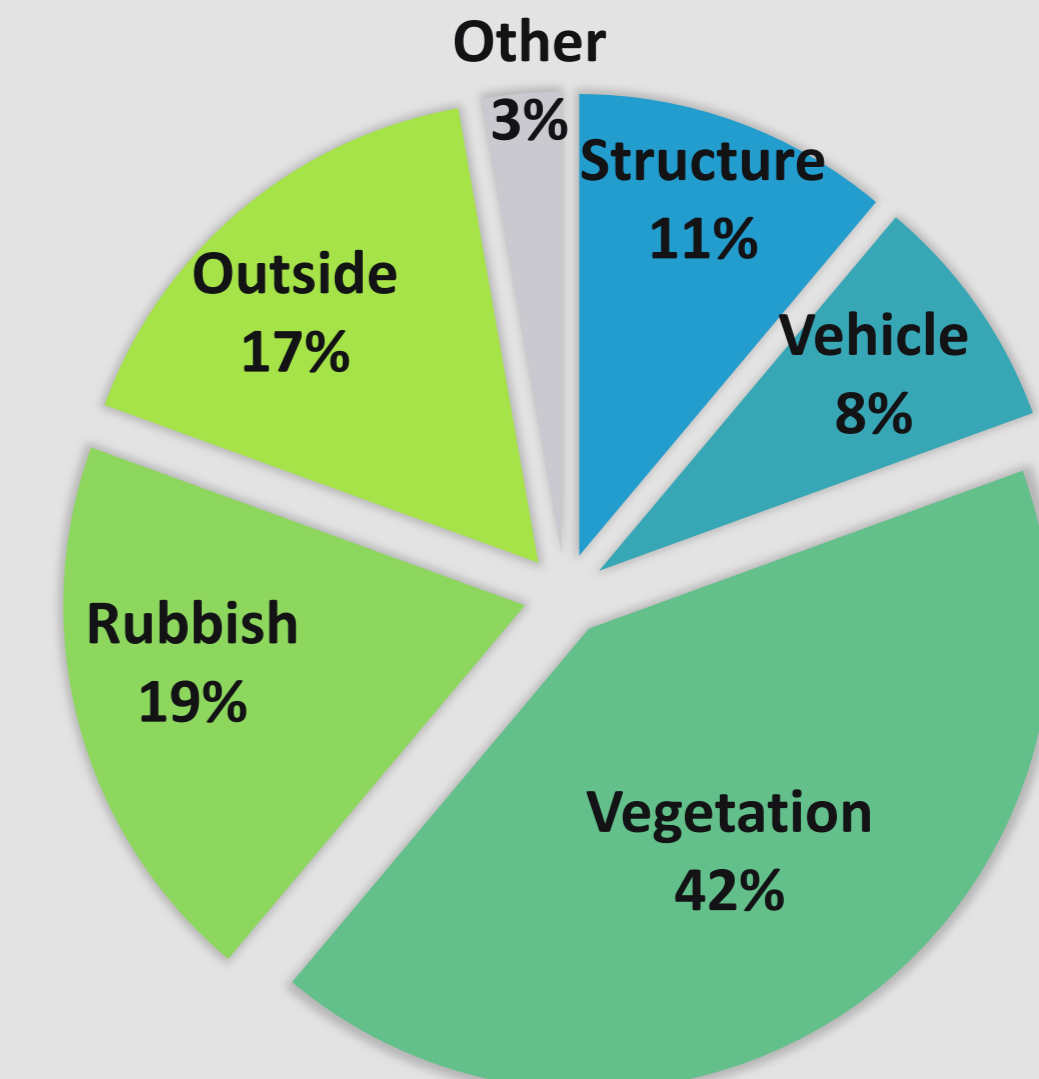
## Average Response Time Fires



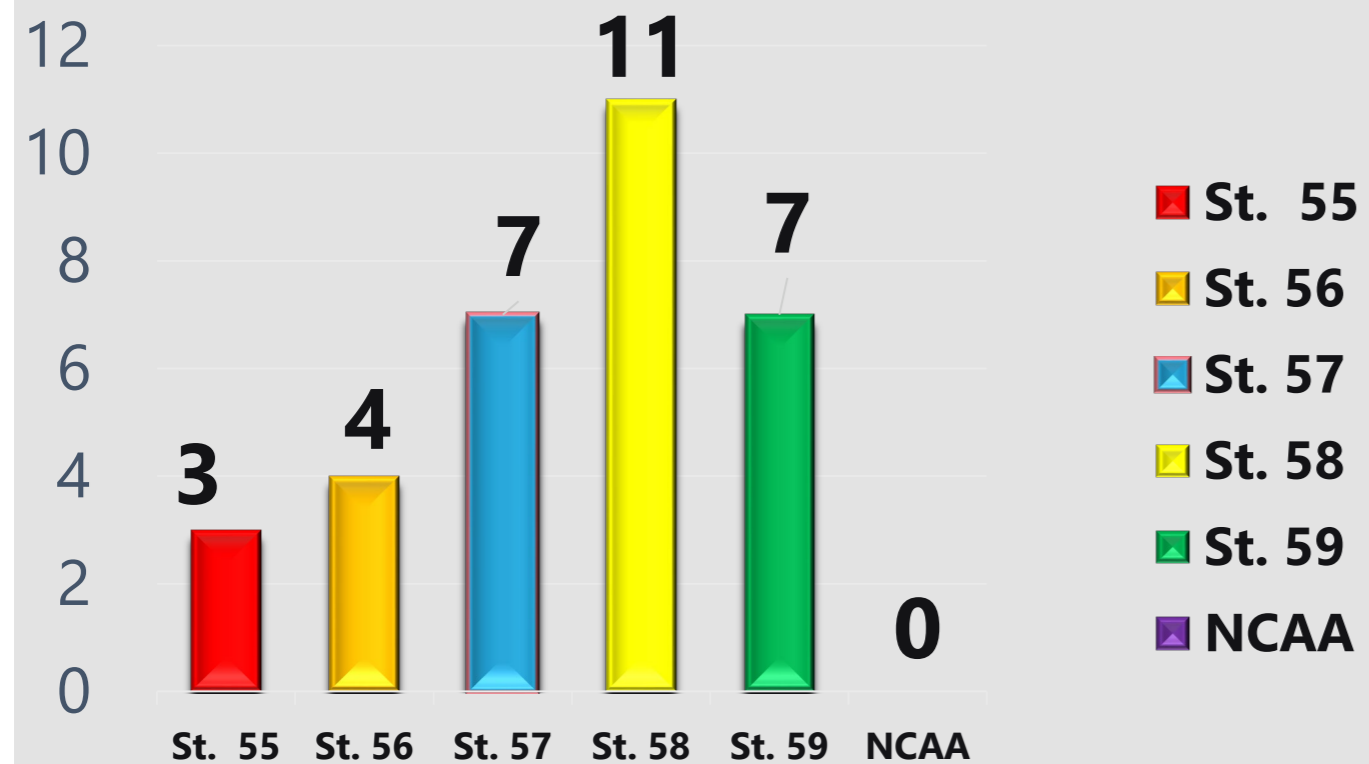
## TOTAL FIRE LOSS

**\$492,000.00**

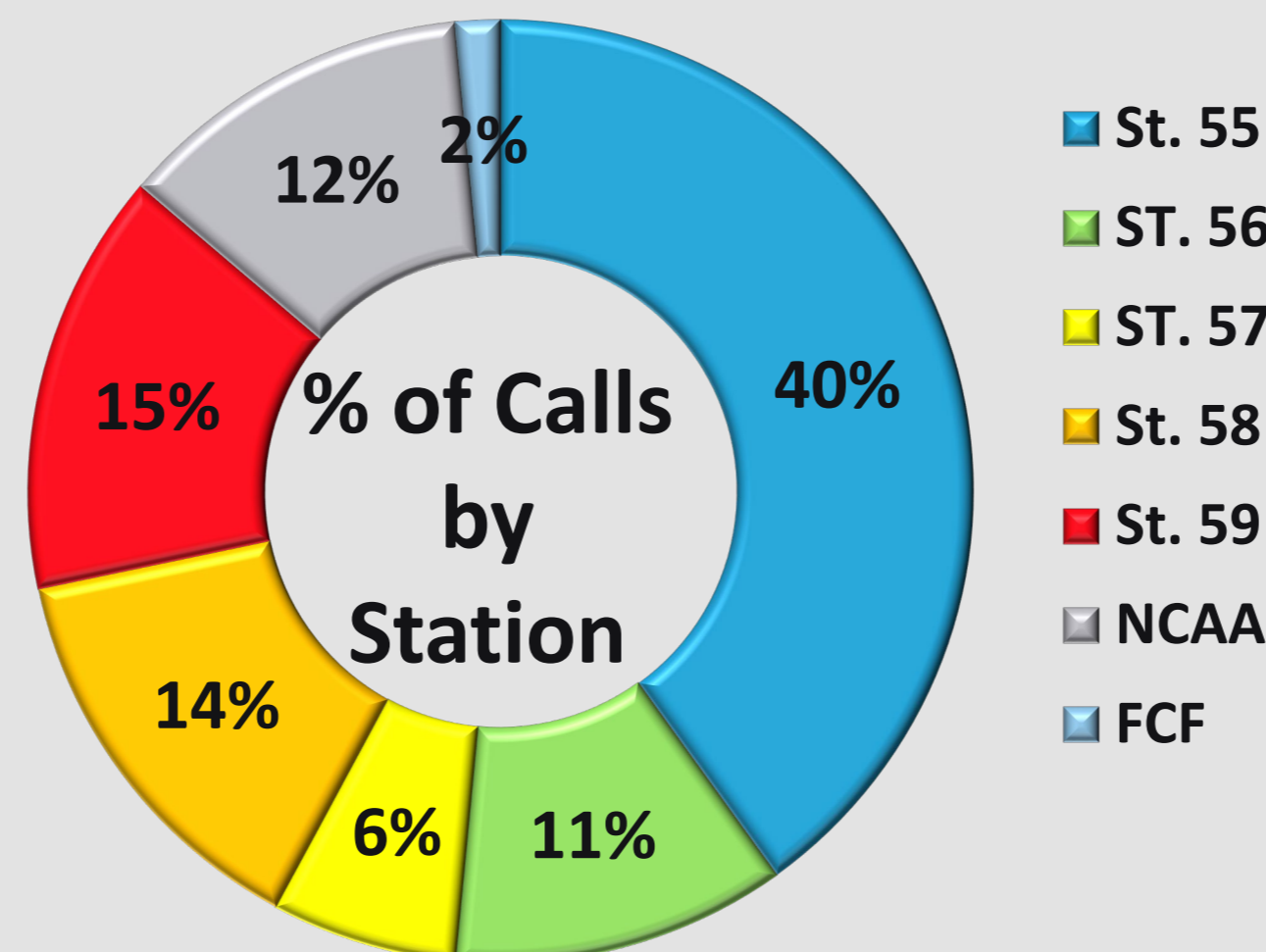
## FIRES BY TYPE



## Overlapping call % by Station (Q2)



## % of Calls by Station



# North Central Fire Protection District

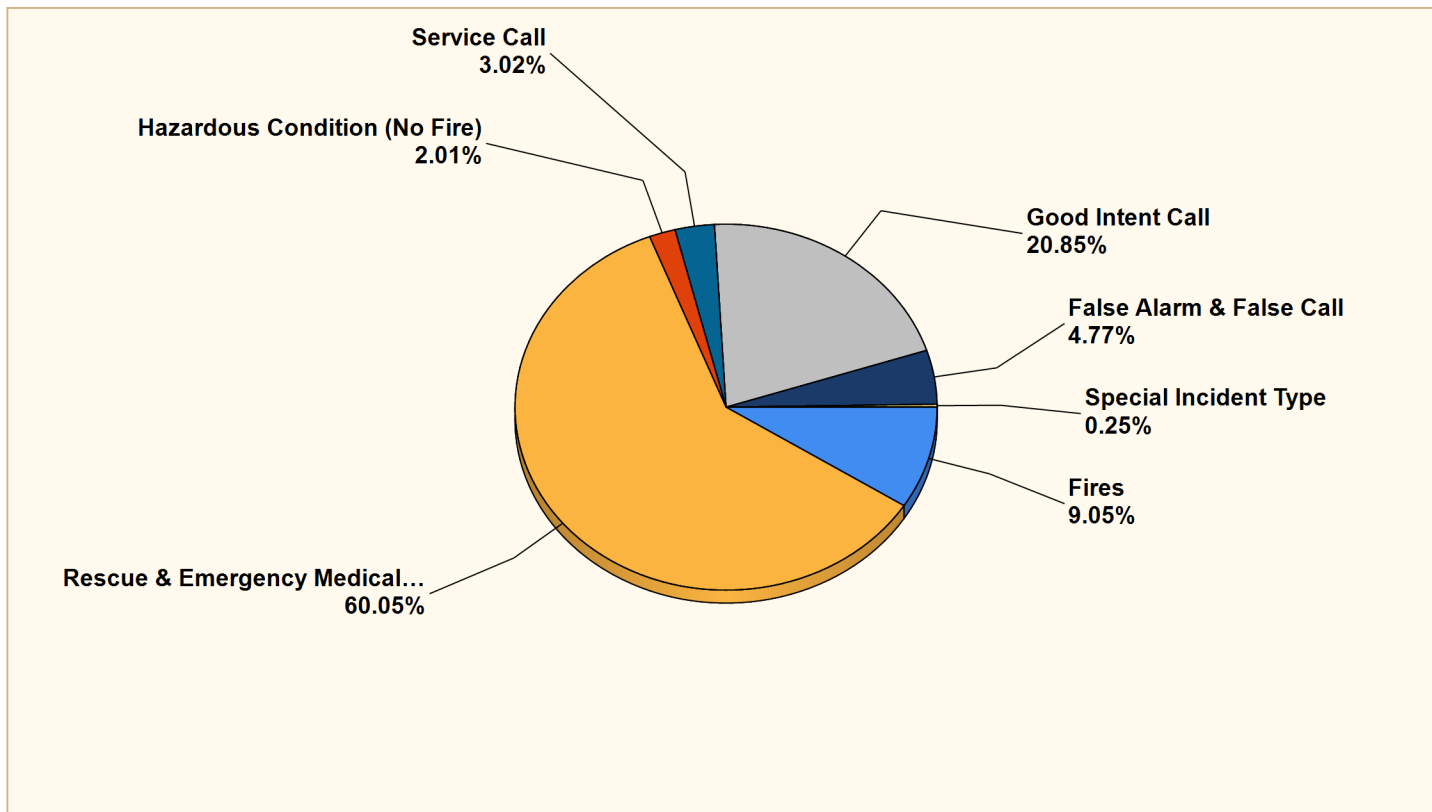
Kerman, CA

This report was generated on 6/2/2022 12:59:28 PM



## Breakdown by Major Incident Types for Date Range

Zone(s): All Zones | Start Date: 05/01/2022 | End Date: 05/31/2022



MAJOR INCIDENT TYPE	# INCIDENTS	% of TOTAL
Fires	36	9.05%
Rescue & Emergency Medical Service	239	60.05%
Hazardous Condition (No Fire)	8	2.01%
Service Call	12	3.02%
Good Intent Call	83	20.85%
False Alarm & False Call	19	4.77%
Special Incident Type	1	0.25%
<b>TOTAL</b>	<b>398</b>	<b>100%</b>

Only REVIEWED and/or LOCKED IMPORTED incidents are included. Summary results for a major incident type are not displayed if the count is zero.



### Detailed Breakdown by Incident Type

INCIDENT TYPE	# INCIDENTS	% of TOTAL
111 - Building fire	3	0.75%
112 - Fires in structure other than in a building	1	0.25%
118 - Trash or rubbish fire, contained	1	0.25%
131 - Passenger vehicle fire	1	0.25%
137 - Camper or recreational vehicle (RV) fire	1	0.25%
138 - Off-road vehicle or heavy equipment fire	1	0.25%
140 - Natural vegetation fire, other	11	2.76%
142 - Brush or brush-and-grass mixture fire	2	0.5%
143 - Grass fire	1	0.25%
151 - Outside rubbish, trash or waste fire	4	1%
152 - Garbage dump or sanitary landfill fire	1	0.25%
154 - Dumpster or other outside trash receptacle fire	2	0.5%
160 - Special outside fire, other	6	1.51%
170 - Cultivated vegetation, crop fire, other	1	0.25%
311 - Medical assist, assist EMS crew	52	13.07%
320 - Emergency medical service, other	1	0.25%
321 - EMS call, excluding vehicle accident with injury	158	39.7%
322 - Motor vehicle accident with injuries	21	5.28%
323 - Motor vehicle/pedestrian accident (MV Ped)	2	0.5%
324 - Motor vehicle accident with no injuries.	3	0.75%
352 - Extrication of victim(s) from vehicle	1	0.25%
363 - Swift water rescue	1	0.25%
412 - Gas leak (natural gas or LPG)	4	1%
440 - Electrical wiring/equipment problem, other	1	0.25%
444 - Power line down	2	0.5%
445 - Arcing, shorted electrical equipment	1	0.25%
520 - Water problem, other	1	0.25%
550 - Public service assistance, other	9	2.26%
554 - Assist invalid	1	0.25%
571 - Cover assignment, standby, moveup	1	0.25%
600 - Good intent call, other	2	0.5%
611 - Dispatched & cancelled en route	65	16.33%
622 - No incident found on arrival at dispatch address	1	0.25%
651 - Smoke scare, odor of smoke	14	3.52%
671 - HazMat release investigation w/no HazMat	1	0.25%
700 - False alarm or false call, other	3	0.75%
710 - Malicious, mischievous false call, other	1	0.25%
711 - Municipal alarm system, malicious false alarm	1	0.25%
733 - Smoke detector activation due to malfunction	4	1%
735 - Alarm system sounded due to malfunction	2	0.5%
736 - CO detector activation due to malfunction	1	0.25%
743 - Smoke detector activation, no fire - unintentional	1	0.25%
744 - Detector activation, no fire - unintentional	2	0.5%
745 - Alarm system activation, no fire - unintentional	4	1%
911 - Citizen complaint	1	0.25%
<b>TOTAL INCIDENTS:</b>	<b>398</b>	<b>100%</b>

Only REVIEWED and/or LOCKED IMPORTED incidents are included. Summary results for a major incident type are not displayed if the count is zero.



# North Central Fire Protection District

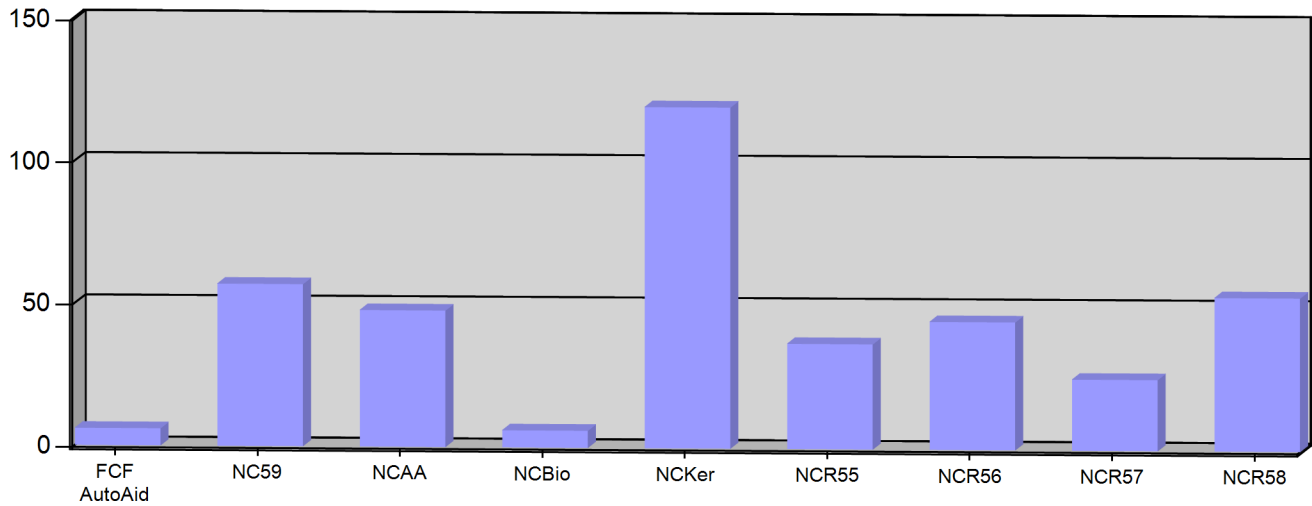
Kerman, CA

This report was generated on 6/2/2022 1:03:09 PM



## Incident Count per Zone for Date Range

Start Date: 05/01/2022 | End Date: 05/31/2022



ZONE	# INCIDENTS
FCF AutoAid - Fresno County AutoAid	6
NC59 - North Central Metro Service Area	57
NCAA - North Central Auto Aide Area	48
NCBio - North Central Biola	6
NCKer - North Central Kerman	120
NCR55 - North Central Rural, Station 55 Service Area	37
NCR56 - North Central Rural, Station 56 Service Area	45
NCR57 - North Central Rural, Station 57 Service Area	25
NCR58 - North Central Rural, Station 58 Service Area	54

**TOTAL: 398**

Zone information is defined on the Basic Info 3 screen of an incident. Only REVIEWED incidents included. Archived Zones cannot be unarchived.



emergencyreporting.com

Doc Id: 270

Page # 1 of 1

# North Central Fire Protection District

Kerman, CA

This report was generated on 6/2/2022 11:15:05 AM



## Count of Incidents by Incident Type for Incident Status for Date Range

Incident Status(s): All Incident Statuses | Sort By: IncidentType | Start Date: 05/01/2022 | End Date: 05/31/2022

INCIDENT TYPE	# INCIDENTS
111 - Building fire	3
112 - Fires in structure other than in a building	1
118 - Trash or rubbish fire, contained	1
131 - Passenger vehicle fire	1
137 - Camper or recreational vehicle (RV) fire	1
138 - Off-road vehicle or heavy equipment fire	1
140 - Natural vegetation fire, other	11
142 - Brush or brush-and-grass mixture fire	2
143 - Grass fire	1
151 - Outside rubbish, trash or waste fire	4
152 - Garbage dump or sanitary landfill fire	1
154 - Dumpster or other outside trash receptacle fire	2
160 - Special outside fire, other	6
170 - Cultivated vegetation, crop fire, other	1
311 - Medical assist, assist EMS crew	52
320 - Emergency medical service, other	1
321 - EMS call, excluding vehicle accident with injury	158
322 - Motor vehicle accident with injuries	21
323 - Motor vehicle/pedestrian accident (MV Ped)	2
324 - Motor vehicle accident with no injuries.	3
352 - Extrication of victim(s) from vehicle	1
363 - Swift water rescue	1
412 - Gas leak (natural gas or LPG)	4
440 - Electrical wiring/equipment problem, other	1
444 - Power line down	2
445 - Arcing, shorted electrical equipment	1
520 - Water problem, other	1
550 - Public service assistance, other	9
554 - Assist invalid	1
571 - Cover assignment, standby, moveup	1
600 - Good intent call, other	2
611 - Dispatched & cancelled en route	65
622 - No incident found on arrival at dispatch address	1
651 - Smoke scare, odor of smoke	14
671 - HazMat release investigation w/no HazMat	1
700 - False alarm or false call, other	3
710 - Malicious, mischievous false call, other	1
711 - Municipal alarm system, malicious false alarm	1

This report displays Incidents by Incident type for the selected Incident Status (es) and chosen date range. Nemsis 2 & 3 Incidents Included.



emergencyreporting.com

Doc Id: 1673

Page # 1 of 2

733 - Smoke detector activation due to malfunction	4
735 - Alarm system sounded due to malfunction	2
736 - CO detector activation due to malfunction	1
743 - Smoke detector activation, no fire - unintentional	1
744 - Detector activation, no fire - unintentional	2
745 - Alarm system activation, no fire - unintentional	4
911 - Citizen complaint	1

**Total Incidents**

**398**

This report displays Incidents by Incident type for the selected Incident Status (es) and chosen date range. Nemsis 2 & 3 Incidents Included.



# North Central Fire Protection District

Kerman, CA

This report was generated on 6/2/2022 1:03:44 PM



## Incident Count per Apparatus per Zone for Date Range

Start Date: 05/01/2022 | End Date: 05/31/2022

ZONE	# INCIDENTS
<b>APPARATUS: BC03</b>	
NC59 - North Central Metro Service Area	1
<b>APPARATUS: BC04</b>	
NC59 - North Central Metro Service Area	1
<b>APPARATUS: BC55</b>	
NC59 - North Central Metro Service Area	1
NCAA - North Central Auto Aide Area	2
NCBio - North Central Biola	1
NCKer - North Central Kerman	2
NCR55 - North Central Rural, Station 55 Service Area	3
NCR56 - North Central Rural, Station 56 Service Area	4
NCR57 - North Central Rural, Station 57 Service Area	7
NCR58 - North Central Rural, Station 58 Service Area	5
<b>APPARATUS: E02</b>	
NC59 - North Central Metro Service Area	21
<b>APPARATUS: E05</b>	
NC59 - North Central Metro Service Area	1
NCR57 - North Central Rural, Station 57 Service Area	1
<b>APPARATUS: E09</b>	
NC59 - North Central Metro Service Area	2
NCAA - North Central Auto Aide Area	1
<b>APPARATUS: E11</b>	
NC59 - North Central Metro Service Area	7
<b>APPARATUS: E12</b>	
NC59 - North Central Metro Service Area	9
NCAA - North Central Auto Aide Area	1
<b>APPARATUS: E16</b>	
NCAA - North Central Auto Aide Area	13
NCR56 - North Central Rural, Station 56 Service Area	1
NCR58 - North Central Rural, Station 58 Service Area	1

Only REVIEWED included.



ZONE	# INCIDENTS
<b>APPARATUS: E18</b>	
NCAA - North Central Auto Aide Area	7
<b>APPARATUS: E19</b>	
NC59 - North Central Metro Service Area	1
NCAA - North Central Auto Aide Area	17
NCR56 - North Central Rural, Station 56 Service Area	3
NCR58 - North Central Rural, Station 58 Service Area	2
<b>APPARATUS: E20</b>	
NC59 - North Central Metro Service Area	23
<b>APPARATUS: E258</b>	
NCBio - North Central Biola	1
<b>APPARATUS: E55</b>	
FCF AutoAid - Fresno County AutoAid	2
NCBio - North Central Biola	1
NCKer - North Central Kerman	90
NCR55 - North Central Rural, Station 55 Service Area	27
NCR56 - North Central Rural, Station 56 Service Area	2
NCR57 - North Central Rural, Station 57 Service Area	10
NCR58 - North Central Rural, Station 58 Service Area	3
<b>APPARATUS: E56</b>	
FCF AutoAid - Fresno County AutoAid	4
NC59 - North Central Metro Service Area	1
NCAA - North Central Auto Aide Area	4
NCBio - North Central Biola	1
NCKer - North Central Kerman	8
NCR55 - North Central Rural, Station 55 Service Area	2
NCR56 - North Central Rural, Station 56 Service Area	36
NCR57 - North Central Rural, Station 57 Service Area	2
NCR58 - North Central Rural, Station 58 Service Area	10
<b>APPARATUS: E57</b>	
NCAA - North Central Auto Aide Area	6
NCBio - North Central Biola	6
NCKer - North Central Kerman	11
NCR55 - North Central Rural, Station 55 Service Area	1
NCR56 - North Central Rural, Station 56 Service Area	2

Only REVIEWED included.





<b>ZONE</b>	<b># INCIDENTS</b>
NCR57 - North Central Rural, Station 57 Service Area	18
NCR58 - North Central Rural, Station 58 Service Area	6
<b>APPARATUS: E58</b>	
NC59 - North Central Metro Service Area	1
NCAA - North Central Auto Aide Area	13
NCBio - North Central Biola	1
NCKer - North Central Kerman	1
NCR56 - North Central Rural, Station 56 Service Area	9
NCR57 - North Central Rural, Station 57 Service Area	3
NCR58 - North Central Rural, Station 58 Service Area	42
<b>APPARATUS: E89</b>	
NCR56 - North Central Rural, Station 56 Service Area	2
NCR58 - North Central Rural, Station 58 Service Area	1
<b>APPARATUS: E95</b>	
NCKer - North Central Kerman	1
NCR55 - North Central Rural, Station 55 Service Area	3
NCR58 - North Central Rural, Station 58 Service Area	1
<b>APPARATUS: FM55</b>	
NC59 - North Central Metro Service Area	1
NCR57 - North Central Rural, Station 57 Service Area	1
NCR58 - North Central Rural, Station 58 Service Area	1
<b>APPARATUS: P55</b>	
FCF AutoAid - Fresno County AutoAid	1
NCAA - North Central Auto Aide Area	1
NCKer - North Central Kerman	37
NCR55 - North Central Rural, Station 55 Service Area	16
NCR56 - North Central Rural, Station 56 Service Area	2
NCR57 - North Central Rural, Station 57 Service Area	4
<b>APPARATUS: T11</b>	
NC59 - North Central Metro Service Area	2
<b>APPARATUS: T55</b>	
NCBio - North Central Biola	1
NCKer - North Central Kerman	3
NCR56 - North Central Rural, Station 56 Service Area	1

Only REVIEWED included.



<b>ZONE</b>	<b># INCIDENTS</b>
NCR57 - North Central Rural, Station 57 Service Area	1
<b>APPARATUS: WT55</b>	
NCKer - North Central Kerman	1
NCR55 - North Central Rural, Station 55 Service Area	2
NCR56 - North Central Rural, Station 56 Service Area	2
NCR58 - North Central Rural, Station 58 Service Area	1
<b>APPARATUS: WT57</b>	
NCAA - North Central Auto Aide Area	7
NCKer - North Central Kerman	1
NCR56 - North Central Rural, Station 56 Service Area	1
NCR57 - North Central Rural, Station 57 Service Area	5
NCR58 - North Central Rural, Station 58 Service Area	7
<b>Total for All Apparatus :</b>	<b>569</b>

Only REVIEWED included.



# North Central Fire Protection District

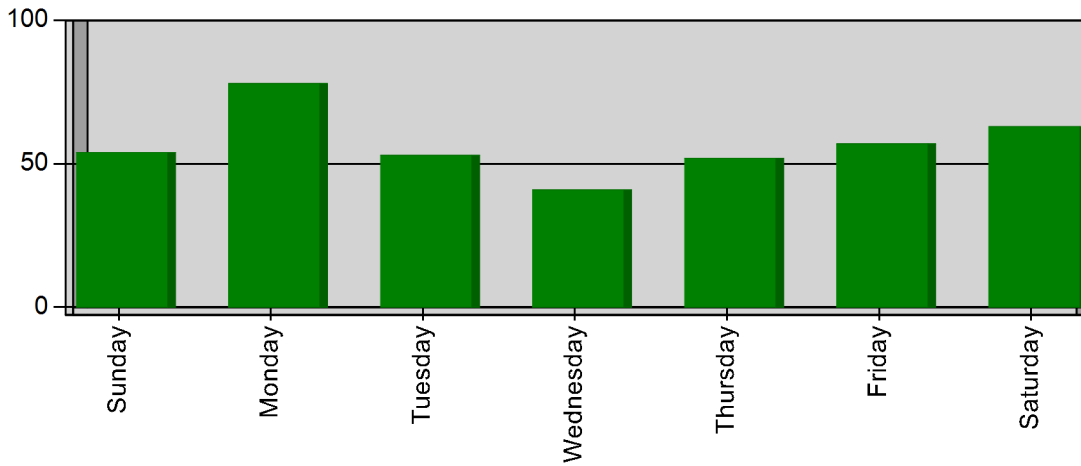
Kerman, CA

This report was generated on 6/2/2022 1:04:19 PM



## Incidents by Day of the Week for Date Range

Start Date: 05/01/2022 | End Date: 05/31/2022



DAY OF THE WEEK	# INCIDENTS
Sunday	54
Monday	78
Tuesday	53
Wednesday	41
Thursday	52
Friday	57
Saturday	63
<b>TOTAL</b>	<b>398</b>

Only REVIEWED incidents included



# North Central Fire Protection District

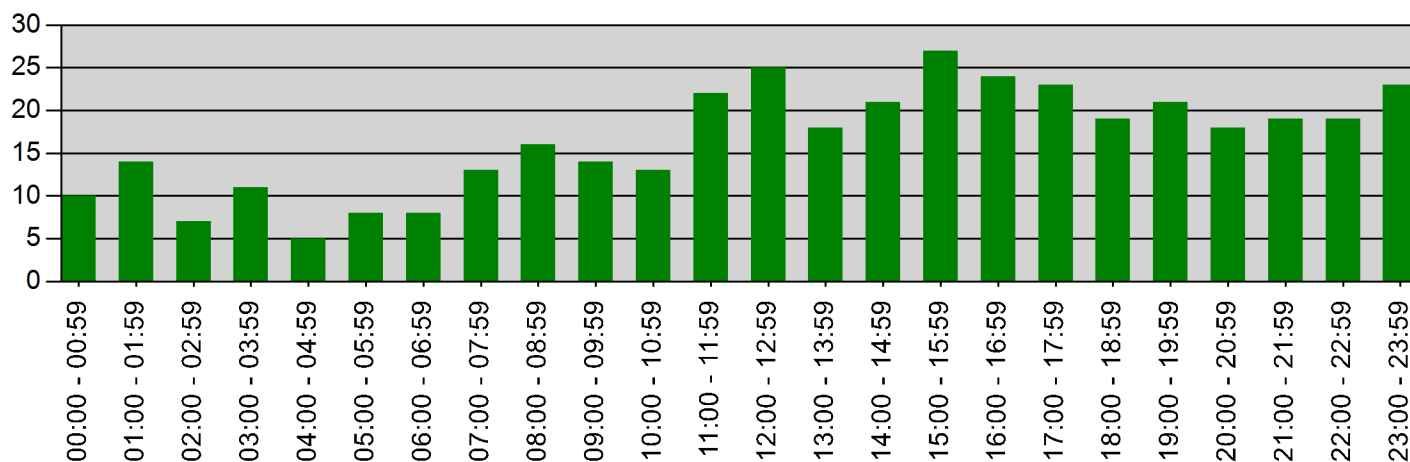
Kerman, CA

This report was generated on 6/2/2022 1:04:56 PM



## Incidents by Hour for Date Range

Start Date: 05/01/2022 | End Date: 05/31/2022



HOUR	# of CALLS
00:00 - 00:59	10
01:00 - 01:59	14
02:00 - 02:59	7
03:00 - 03:59	11
04:00 - 04:59	5
05:00 - 05:59	8
06:00 - 06:59	8
07:00 - 07:59	13
08:00 - 08:59	16
09:00 - 09:59	14
10:00 - 10:59	13
11:00 - 11:59	22
12:00 - 12:59	25
13:00 - 13:59	18
14:00 - 14:59	21
15:00 - 15:59	27
16:00 - 16:59	24
17:00 - 17:59	23
18:00 - 18:59	19
19:00 - 19:59	21
20:00 - 20:59	18
21:00 - 21:59	19
22:00 - 22:59	19
23:00 - 23:59	23

Only REVIEWED incidents included



# North Central Fire Protection District

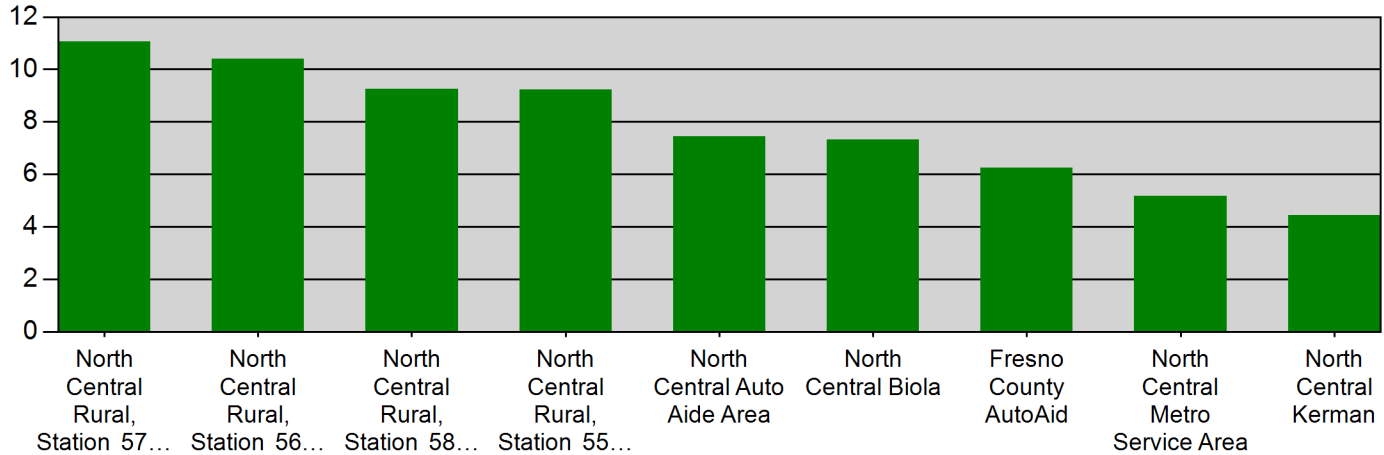
Kerman, CA

This report was generated on 6/2/2022 1:05:28 PM



## Average Response Time per Zone for Date Range

Start Date: 05/01/2022 | End Date: 05/31/2022



Zone	AVERAGE RESPONSE TIME in minutes (Dispatch to Arrived)
NCR57 - North Central Rural, Station 57 Service Area	11:06
NCR56 - North Central Rural, Station 56 Service Area	10:39
NCR58 - North Central Rural, Station 58 Service Area	9:26
NCR55 - North Central Rural, Station 55 Service Area	9:22
NCAA - North Central Auto Aide Area	7:45
NCBio - North Central Biola	7:33
FCF AutoAid - Fresno County AutoAid	6:24
NC59 - North Central Metro Service Area	5:18
NCKer - North Central Kerman	4:44

Only REVIEWED incidents included



# North Central Fire Protection District

Kerman, CA

This report was generated on 6/2/2022 1:06:06 PM



## Count of Overlapping Incidents for Date Range

Start Date: 05/01/2022 | End Date: 05/31/2022

# OVERLAPPING	% OVERLAPPING	TOTAL
111	27.89	398

### OVERLAPPING INCIDENT DETAILS

ALARM	CLEAR/CANCEL	INCIDENT #	INCIDENT TYPE	STATION	ZONE
<b>5/3/2022</b>					
5/3/2022 1:19:56 PM	5/3/2022 1:32:12 PM	2022-1507	733	NC59	North Central Metro Service Area
5/3/2022 1:26:56 PM	5/3/2022 1:31:57 PM	2022-1506	733	NC59	North Central Metro Service Area
<b>5/4/2022</b>					
5/4/2022 10:07:24 PM	5/4/2022 10:20:52 PM	2022-1520	321	North Central Automatic Aid	North Central Auto Aide Area
5/4/2022 10:07:50 PM	5/4/2022 10:22:54 PM	2022-1521	311	NC59	North Central Metro Service Area
<b>5/6/2022</b>					
5/6/2022 4:45:18 PM	5/6/2022 4:56:43 PM	2022-1545	320	NCR58	North Central Rural, Station 58 Service Area
5/6/2022 4:53:54 PM	5/6/2022 6:07:00 PM	2022-1546	322	NCR56	North Central Rural, Station 56 Service Area
5/6/2022 6:01:23 PM	5/6/2022 6:28:41 PM	2022-1547	321	NCBio	North Central Rural, Station 57 Service Area
<b>5/7/2022</b>					
5/7/2022 12:54:04 AM	5/7/2022 2:36:32 AM	2022-1553	160	NCBio	North Central Rural, Station 57 Service Area
5/7/2022 1:08:24 AM	5/7/2022 1:18:38 AM	2022-1552	611	NCKer	North Central Kerman
5/7/2022 12:06:06 PM	5/7/2022 2:24:20 PM	2022-1560	321	NCBio	North Central Rural, Station 57 Service Area
5/7/2022 12:16:53 PM	5/7/2022 12:24:26 PM	2022-1558	321	NCKer	North Central Kerman
5/7/2022 12:40:40 PM	5/7/2022 12:45:45 PM	2022-1559	611	NCKer	North Central Kerman
<b>5/8/2022</b>					
5/8/2022 2:08:47 PM	5/8/2022 3:03:34 PM	2022-1571	444	NCR58	North Central Rural, Station 58 Service Area
5/8/2022 2:32:42 PM	5/8/2022 3:03:58 PM	2022-1572	140	NCR56	North Central Rural, Station 58 Service Area
5/8/2022 2:41:15 PM	5/8/2022 2:44:17 PM	2022-1570	611	NCR58	North Central Rural, Station 58 Service Area
<b>5/9/2022</b>					
5/9/2022 1:34:58 AM	5/9/2022 2:46:27 AM	2022-1580	140	NCR58	North Central Rural, Station 58 Service Area
5/9/2022 1:53:32 AM	5/9/2022 1:59:09 AM	2022-1578	611	NCKer	North Central Kerman
5/9/2022 2:23:42 AM	5/9/2022 2:39:31 AM	2022-1579	321	NC59	North Central Metro Service Area
5/9/2022 4:31:38 PM	5/9/2022 4:39:34 PM	2022-1587	322	NC59	North Central Metro Service Area
5/9/2022 4:36:01 PM	5/9/2022 4:40:31 PM	2022-1588	611	NCKer	North Central Kerman

Percentage of incidents overlapping from total incidents in month, year. Compared incident time range as either Alarm to Cancel or Alarm to Clear for incidents that have either Cancel or Clear time recorded. Reviewed calls only. Group by date. Displays date, incident number, incident type (numeric only), zone, and station.



**OVERLAPPING INCIDENT DETAILS**

ALARM	CLEAR/CANCEL	INCIDENT #	INCIDENT TYPE	STATION	ZONE
5/9/2022 5:12:50 PM	5/9/2022 5:20:01 PM	2022-1589	321	NC59	North Central Metro Service Area
5/9/2022 5:14:19 PM	5/9/2022 5:27:48 PM	2022-1590	321	North Central Automatic Aid	North Central Auto Aide Area
5/9/2022 5:21:09 PM	5/9/2022 5:37:24 PM	2022-1591	321	NCBio	North Central Biola
5/9/2022 6:34:46 PM	5/9/2022 8:25:20 PM	2022-1596	111	NCKer	North Central Rural, Station 57 Service Area
5/9/2022 6:39:32 PM	5/9/2022 6:50:26 PM	2022-1593	321	North Central Automatic Aid	North Central Auto Aide Area
5/9/2022 7:22:03 PM	5/9/2022 7:47:08 PM	2022-1594	651	NCBio	North Central Kerman
5/9/2022 7:52:52 PM	5/9/2022 8:14:39 PM	2022-1595	321	NCR56	North Central Rural, Station 56 Service Area
<b>5/10/2022</b>					
5/10/2022 3:01:51 PM	5/10/2022 3:29:33 PM	2022-1600	550	NCKer	North Central Kerman
5/10/2022 3:08:21 PM	5/10/2022 3:22:55 PM	2022-1608	321	NCR56	Fresno County AutoAid
5/10/2022 3:27:59 PM	5/10/2022 3:31:16 PM	2022-1601	321	NCKer	North Central Kerman
<b>5/12/2022</b>					
5/12/2022 8:05:18 AM	5/12/2022 8:14:20 AM	2022-1611	745	NCR55	North Central Rural, Station 55 Service Area
5/12/2022 8:12:43 AM	5/12/2022 8:19:54 AM	2022-1612	321	NC59	North Central Metro Service Area
5/12/2022 9:54:20 PM	5/12/2022 10:34:42 PM	2022-1618	140	NC59	North Central Metro Service Area
5/12/2022 10:26:16 PM	5/12/2022 10:35:13 PM	2022-1619	611	NCR56	North Central Rural, Station 56 Service Area
<b>5/14/2022</b>					
5/14/2022 12:28:12 PM	5/14/2022 12:41:06 PM	2022-1635	321	NCKer	North Central Kerman
5/14/2022 12:32:56 PM	5/14/2022 1:26:28 PM	2022-1636	140	NCR58	North Central Rural, Station 58 Service Area
5/14/2022 8:12:48 PM	5/14/2022 9:27:54 PM	2022-1641	142	NCBio	North Central Rural, Station 57 Service Area
5/14/2022 8:27:12 PM	5/14/2022 8:35:35 PM	2022-1640	571	NCKer	North Central Kerman
5/14/2022 9:27:59 PM	5/14/2022 11:10:57 PM	2022-1644	142	NCBio	North Central Rural, Station 57 Service Area
5/14/2022 10:29:03 PM	5/14/2022 10:39:47 PM	2022-1642	321	NCKer	North Central Kerman
5/14/2022 10:49:02 PM	5/14/2022 10:54:13 PM	2022-1643	611	NCR56	North Central Rural, Station 56 Service Area
<b>5/15/2022</b>					
5/15/2022 1:36:50 PM	5/15/2022 3:27:16 PM	2022-1650	112	North Central Automatic Aid	North Central Auto Aide Area
5/15/2022 2:15:09 PM	5/15/2022 2:24:42 PM	2022-1649	321	NC59	North Central Metro Service Area
5/15/2022 2:22:43 PM	5/15/2022 3:56:01 PM	2022-1651	140	NCR58	North Central Rural, Station 58 Service Area
5/15/2022 7:35:24 PM	5/15/2022 7:48:46 PM	2022-1655	321	NCR58	North Central Rural, Station 58 Service Area
5/15/2022 7:45:38 PM	5/15/2022 7:53:14 PM	2022-1656	321	NC59	North Central Metro Service Area
5/15/2022 7:46:59 PM	5/15/2022 8:13:04 PM	2022-1657	311	NCR55	North Central Rural, Station 55 Service Area
<b>5/16/2022</b>					
5/16/2022 5:27:19 PM	5/16/2022 6:01:43 PM	2022-1668	311	North Central Automatic Aid	North Central Auto Aide Area

Percentage of incidents overlapping from total incidents in month,year. Compared incident time range as either Alarm to Cancel or Alarm to Clear for incidents that have either Cancel or Clear time recorded. Reviewed calls only. Group by date. Displays date, incident number, incident type (numeric only), zone, and station.

**OVERLAPPING INCIDENT DETAILS**

ALARM	CLEAR/CANCEL	INCIDENT #	INCIDENT TYPE	STATION	ZONE
5/16/2022 5:42:22 PM	5/16/2022 6:01:34 PM	2022-1667	321	NCR58	North Central Auto Aide Area
5/16/2022 11:08:38 PM	5/16/2022 11:42:19 PM	2022-1672	322	NCR58	North Central Rural, Station 58 Service Area
5/16/2022 11:09:39 PM	5/16/2022 11:21:48 PM	2022-1671	700	NCKer	North Central Kerman
<b>5/18/2022</b>					
5/18/2022 9:55:30 AM	5/18/2022 10:12:07 AM	2022-1686	321	North Central Automatic Aid	North Central Auto Aide Area
5/18/2022 10:05:15 AM	5/18/2022 10:08:16 AM	2022-1685	611	Fresno County Auto Aid	Fresno County AutoAid
5/18/2022 12:32:37 PM	5/18/2022 2:24:07 PM	2022-1687	151	NCR56	North Central Rural, Station 58 Service Area
5/18/2022 2:04:11 PM	5/18/2022 2:51:26 PM	2022-1688	311	NCR58	North Central Rural, Station 58 Service Area
5/18/2022 2:57:19 PM	5/18/2022 3:10:37 PM	2022-1689	322	NCKer	North Central Kerman
5/18/2022 3:07:49 PM	5/18/2022 3:36:39 PM	2022-1690	322	NCKer	North Central Kerman
5/18/2022 11:14:55 PM	5/18/2022 11:40:28 PM	2022-1694	321	NCR55	North Central Rural, Station 55 Service Area
5/18/2022 11:18:34 PM	5/18/2022 11:35:34 PM	2022-1693	321	NCKer	North Central Kerman
<b>5/19/2022</b>					
5/19/2022 12:56:01 AM	5/19/2022 1:15:43 AM	2022-1695	412	NCKer	North Central Kerman
5/19/2022 12:57:06 AM	5/19/2022 1:32:25 AM	2022-1696	321	NCR55	North Central Rural, Station 55 Service Area
5/19/2022 7:29:54 AM	5/19/2022 10:37:30 AM	2022-1700	111	NC59	North Central Metro Service Area
5/19/2022 7:44:03 AM	5/19/2022 7:52:17 AM	2022-1699	321	NCKer	North Central Kerman
5/19/2022 12:50:32 PM	5/19/2022 1:10:03 PM	2022-1702	321	NCR56	North Central Rural, Station 58 Service Area
5/19/2022 12:52:42 PM	5/19/2022 1:06:57 PM	2022-1701	321	NC59	North Central Metro Service Area
<b>5/20/2022</b>					
5/20/2022 10:03:20 PM	5/20/2022 10:56:17 PM	2022-1726	322	NCBio	North Central Rural, Station 57 Service Area
5/20/2022 10:07:30 PM	5/20/2022 10:23:04 PM	2022-1724	321	NCBio	North Central Rural, Station 57 Service Area
5/20/2022 10:41:43 PM	5/20/2022 10:43:31 PM	2022-1725	611	NCR58	North Central Rural, Station 58 Service Area
<b>5/21/2022</b>					
5/21/2022 2:46:03 PM	5/21/2022 2:55:39 PM	2022-1732	611	NCR56	North Central Rural, Station 56 Service Area
5/21/2022 2:51:17 PM	5/21/2022 3:23:05 PM	2022-1735	520	North Central Automatic Aid	North Central Auto Aide Area
5/21/2022 2:57:43 PM	5/21/2022 3:18:21 PM	2022-1734	311	NCKer	North Central Kerman
5/21/2022 3:00:18 PM	5/21/2022 3:03:04 PM	2022-1733	611	NCR56	North Central Rural, Station 56 Service Area
5/21/2022 6:51:03 PM	5/21/2022 7:06:13 PM	2022-1737	322	NCR58	North Central Rural, Station 58 Service Area
5/21/2022 7:02:20 PM	5/21/2022 7:31:02 PM	2022-1738	311	NCR56	North Central Rural, Station 56 Service Area
<b>5/22/2022</b>					
5/22/2022 11:46:36 PM	5/23/2022 12:41:57 AM	2022-1749	322	NCR56	North Central Rural, Station 56 Service Area

Percentage of incidents overlapping from total incidents in month,year. Compared incident time range as either Alarm to Cancel or Alarm to Clear for incidents that have either Cancel or Clear time recorded. Reviewed calls only. Group by date. Displays date, incident number, incident type (numeric only), zone, and station.



**OVERLAPPING INCIDENT DETAILS**

ALARM	CLEAR/CANCEL	INCIDENT #	INCIDENT TYPE	STATION	ZONE
<b>5/23/2022</b>					
5/23/2022 12:28:44 AM	5/23/2022 12:54:35 AM	2022-1750	550	NCR58	North Central Auto Aide Area
5/23/2022 3:26:56 AM	5/23/2022 4:00:30 AM	2022-1760	321	NCR56	Fresno County AutoAid
5/23/2022 3:45:23 AM	5/23/2022 3:56:20 AM	2022-1752	321	NCKer	North Central Kerman
<b>5/25/2022</b>					
5/25/2022 7:29:17 AM	5/25/2022 8:33:39 AM	2022-1777	550	NCR58	North Central Auto Aide Area
5/25/2022 8:26:58 AM	5/25/2022 8:35:18 AM	2022-1776	321	NC59	North Central Metro Service Area
5/25/2022 3:09:03 PM	5/25/2022 3:28:01 PM	2022-1781	322	North Central Automatic Aid	North Central Auto Aide Area
5/25/2022 3:09:35 PM	5/25/2022 3:59:04 PM	2022-1784	321	NCR56	North Central Rural, Station 56 Service Area
5/25/2022 3:32:43 PM	5/25/2022 3:43:31 PM	2022-1782	321	NCKer	North Central Kerman
5/25/2022 3:38:14 PM	5/25/2022 3:47:42 PM	2022-1783	611	NCR56	North Central Rural, Station 56 Service Area
5/25/2022 10:16:34 PM	5/25/2022 10:39:38 PM	2022-1790	651	NCBio	North Central Biola
5/25/2022 10:29:11 PM	5/25/2022 10:32:43 PM	2022-1789	321	North Central Automatic Aid	North Central Auto Aide Area
<b>5/26/2022</b>					
5/26/2022 11:09:43 AM	5/26/2022 11:27:36 AM	2022-1792	311	North Central Automatic Aid	North Central Rural, Station 56 Service Area
5/26/2022 11:21:10 AM	5/26/2022 11:27:21 AM	2022-1793	321	NC59	North Central Metro Service Area
5/26/2022 7:54:45 PM	5/26/2022 8:00:43 PM	2022-1800	744	NCR58	North Central Rural, Station 58 Service Area
5/26/2022 8:00:26 PM	5/26/2022 8:26:26 PM	2022-1801	321	NCR58	North Central Rural, Station 58 Service Area
5/26/2022 8:21:13 PM	5/26/2022 8:33:06 PM	2022-1802	311	NCKer	North Central Kerman
<b>5/27/2022</b>					
5/27/2022 4:31:05 PM	5/27/2022 5:39:12 PM	2022-1811	138	NCR56	North Central Rural, Station 56 Service Area
5/27/2022 4:55:27 PM	5/27/2022 4:57:45 PM	2022-1810	611	NCKer	North Central Kerman
5/27/2022 6:05:55 PM	5/27/2022 6:10:02 PM	2022-1812	611	NCR58	North Central Rural, Station 58 Service Area
5/27/2022 6:09:36 PM	5/27/2022 6:11:47 PM	2022-1813	311	North Central Automatic Aid	North Central Auto Aide Area
<b>5/28/2022</b>					
5/28/2022 5:48:51 AM	5/28/2022 6:30:25 AM	2022-1819	322	NC59	North Central Metro Service Area
5/28/2022 6:02:00 AM	5/28/2022 6:26:59 AM	2022-1820	311	NC59	North Central Metro Service Area
5/28/2022 4:12:54 PM	5/28/2022 9:55:50 PM	2022-1831	152	NCR55	North Central Rural, Station 55 Service Area
5/28/2022 4:15:22 PM	5/28/2022 7:08:26 PM	2022-1826	143	NCR58	North Central Rural, Station 58 Service Area
5/28/2022 6:11:04 PM	5/28/2022 7:13:10 PM	2022-1827	445	NCR58	North Central Auto Aide Area
5/28/2022 7:00:25 PM	5/28/2022 8:14:10 PM	2022-1829	363	NCBio	North Central Rural, Station 57 Service Area
5/28/2022 7:37:05 PM	5/28/2022 8:03:29 PM	2022-1828	321	NCR58	North Central Rural, Station 58 Service Area
5/28/2022 8:42:56 PM	5/28/2022 8:59:10 PM	2022-1830	321	NCKer	North Central Kerman

Percentage of incidents overlapping from total incidents in month,year. Compared incident time range as either Alarm to Cancel or Alarm to Clear for incidents that have either Cancel or Clear time recorded. Reviewed calls only. Group by date. Displays date, incident number, incident type (numeric only), zone, and station.

**OVERLAPPING INCIDENT DETAILS**

ALARM	CLEAR/CANCEL	INCIDENT #	INCIDENT TYPE	STATION	ZONE
5/28/2022 9:30:15 PM	5/28/2022 10:36:02 PM	2022-1832	137	NCR58	North Central Rural, Station 56 Service Area
5/28/2022 10:24:09 PM	5/28/2022 10:49:59 PM	2022-1833	321	North Central Automatic Aid	North Central Auto Aide Area
<b>5/30/2022</b>					
5/30/2022 4:18:14 PM	5/30/2022 4:40:37 PM	2022-1857	140	North Central Automatic Aid	North Central Auto Aide Area
5/30/2022 4:40:32 PM	5/30/2022 6:01:04 PM	2022-1860	151	NCR56	North Central Rural, Station 58 Service Area
5/30/2022 5:39:19 PM	5/30/2022 5:50:47 PM	2022-1858	700	North Central Automatic Aid	North Central Auto Aide Area
5/30/2022 5:50:28 PM	5/30/2022 6:00:57 PM	2022-1859	321	NCR58	North Central Rural, Station 58 Service Area
5/30/2022 9:15:39 PM	5/30/2022 9:18:00 PM	2022-1863	611	NCR56	North Central Rural, Station 58 Service Area
5/30/2022 9:17:27 PM	5/30/2022 9:35:13 PM	2022-1864	550	NC59	North Central Metro Service Area

Percentage of incidents overlapping from total incidents in month,year. Compared incident time range as either Alarm to Cancel or Alarm to Clear for incidents that have either Cancel or Clear time recorded. Reviewed calls only. Group by date. Displays date, incident number, incident type (numeric only), zone, and station.



# North Central Fire Protection District

Kerman, CA

This report was generated on 6/2/2022 1:06:50 PM



## Count of Overlapping Incidents for Station for Date Range (In Service Time Used)

Incident Status(s): All Incident Statuses | Station(s): NCKer | Start Date: 05/01/2022 | End Date: 05/31/2022

OVERLAPPING COUNT	PERCENT OVERLAPPING	TOTAL
4	3.33 %	120

## OVERLAPPING INCIDENT DETAILS (ALARM TO IN SERVICE)

ALARM	IN SERVICE	INCIDENT NUMBER	INCIDENT TYPE	ZONE
<b>5/10/2022</b>				
5/10/2022 3:01:51 PM	5/10/2022 3:29:33 PM	2022-1600	550	North Central Kerman
5/10/2022 3:27:59 PM	5/10/2022 3:31:16 PM	2022-1601	321	North Central Kerman
<b>5/18/2022</b>				
5/18/2022 2:57:19 PM	5/18/2022 3:10:37 PM	2022-1689	322	North Central Kerman
5/18/2022 3:07:49 PM	5/18/2022 3:36:39 PM	2022-1690	322	North Central Kerman

Incident time range is difference between 'Alarm' and 'In Service' time stamps (both must be present). If multiple apparatus respond, 'In Service' taken from final apparatus to leave. Results grouped by date.



# North Central Fire Protection District

Kerman, CA

This report was generated on 6/2/2022 1:07:54 PM



## Count of Overlapping Incidents for Station for Date Range (In Service Time Used)

Incident Status(s): All Incident Statuses | Station(s): NCR58 | Start Date: 05/01/2022 | End Date: 05/31/2022

OVERLAPPING COUNT	PERCENT OVERLAPPING	TOTAL
6	10.71 %	56

## OVERLAPPING INCIDENT DETAILS (ALARM TO IN SERVICE)

ALARM	IN SERVICE	INCIDENT NUMBER	INCIDENT TYPE	ZONE
<b>5/8/2022</b>				
5/8/2022 2:41:15 PM	5/8/2022 2:44:17 PM	2022-1570	611	North Central Rural, Station 58 Service Area
5/8/2022 2:08:47 PM	5/8/2022 3:03:34 PM	2022-1571	444	North Central Rural, Station 58 Service Area
<b>5/26/2022</b>				
5/26/2022 7:54:45 PM	5/26/2022 8:00:43 PM	2022-1800	744	North Central Rural, Station 58 Service Area
5/26/2022 8:00:26 PM	5/26/2022 8:26:26 PM	2022-1801	321	North Central Rural, Station 58 Service Area
<b>5/28/2022</b>				
5/28/2022 4:15:22 PM	5/28/2022 7:08:26 PM	2022-1826	143	North Central Rural, Station 58 Service Area
5/28/2022 6:11:04 PM	5/28/2022 7:13:10 PM	2022-1827	445	North Central Auto Aide Area

Incident time range is difference between 'Alarm' and 'In Service' time stamps (both must be present). If multiple apparatus respond, 'In Service' taken from final apparatus to leave. Results grouped by date.



# North Central Fire Protection District

Kerman, CA

This report was generated on 6/2/2022 1:08:32 PM



## Mutual or Automatic Aid Given by FDID for Incident Type for Date Range

Incident Type(s): All Incident Types | Start Date: 05/01/2022 | End Date: 05/31/2022

INCIDENT NUMBER	INCIDENT DATE	LOCATION	AID TYPE	INCIDENT TYPE
<b>FDID: 00P55</b>				
2022-1522	05/05/2022	14475 CHARDONNAY AVE	Automatic aid given	321 - EMS call, excluding vehicle accident with injury
2022-1524	05/05/2022	3495 S CONGRESS AVE	Automatic aid given	321 - EMS call, excluding vehicle accident with injury
Count of Calls for FDID 00P55: 2				
<b>FDID: 10032 - Fresno County</b>				
2022-1519	05/04/2022	W Lincoln Ave & S Cornelia Ave	Automatic aid given	611 - Dispatched & cancelled en route
2022-1518	05/04/2022	S JAMES RD	Automatic aid given	324 - Motor vehicle accident with no injuries.
2022-1608	05/10/2022	2150 S Blythe AVE	Automatic aid given	321 - EMS call, excluding vehicle accident with injury
2022-1685	05/18/2022	3275 W CHURCH AVE	Automatic aid given	611 - Dispatched & cancelled en route
2022-1760	05/23/2022	3201 S Brawley AVE	Automatic aid given	321 - EMS call, excluding vehicle accident with injury
2022-1761	05/23/2022	S. San Benito	Automatic aid given	611 - Dispatched & cancelled en route
Count of Calls for FDID 10032 - Fresno County : 6				
<b>FDID: 20010 - Madera City Fire</b>				
2022-1641	05/14/2022	14700 W BARSTOW AVE	Mutual aid given	142 - Brush or brush-and-grass mixture fire
Count of Calls for FDID 20010 - Madera City Fire : 1				

Report pulls data from Basic Info 5 (Mutual Aid Given Box) and if available, matches FDID to Neighboring Agency's FDID in Neighboring Agency list in the Administration Module. If missing, Report will only display FDID of Agency.



emergencyreporting.com

Doc Id: 1616

Page # 1 of 1

# North Central Fire Protection District

Kerman, CA

This report was generated on 6/2/2022 1:09:14 PM



## Mutual or Automatic Aid Received by FDID for Incident Type for Date Range

Incident Type(s): All Incident Types | Start Date: 05/01/2022 | End Date: 05/31/2022

INCIDENT	INCIDENT DATE	LOCATION	AID TYPE	INCIDENT TYPE
<b>FDID: 10030 - Total Calls: 82</b>				
2022-1650	05/15/2022	3615 W OLIVE AVE	Automatic aid received	112 - Fires in structure other than in a building
2022-1501	05/03/2022	0 HWY-99 NB	Automatic aid received	140 - Natural vegetation fire, other
2022-1568	05/08/2022	0 HWY-99 OFF RAMP SB & W HERNDON AVE	Automatic aid received	140 - Natural vegetation fire, other
2022-1857	05/30/2022	3214 W PRINCETON AVE	Automatic aid received	140 - Natural vegetation fire, other
2022-1516	05/04/2022	Parkway	Automatic aid received	151 - Outside rubbish, trash or waste fire
2022-1741	05/22/2022	W Dennett AVE	Automatic aid received	160 - Special outside fire, other
2022-1517	05/04/2022	490 W BARSTOW AVE	Automatic aid received	311 - Medical assist, assist EMS crew
2022-1521	05/04/2022	5041 N ROOSEVELT AVE	Automatic aid received	311 - Medical assist, assist EMS crew
2022-1528	05/05/2022	1015 E INDIANAPOLIS AVE	Automatic aid received	311 - Medical assist, assist EMS crew
2022-1531	05/05/2022	647 W MAGILL AVE	Automatic aid received	311 - Medical assist, assist EMS crew
2022-1678	05/17/2022	3147 W OLIVE AVE	Automatic aid received	311 - Medical assist, assist EMS crew
2022-1681	05/17/2022	5120 N WISHON AVE	Automatic aid received	311 - Medical assist, assist EMS crew
2022-1778	05/25/2022	925 N CORNELIA AVE	Automatic aid received	311 - Medical assist, assist EMS crew
2022-1792	05/26/2022	3594 W CHURCH AVE	Automatic aid received	311 - Medical assist, assist EMS crew
2022-1805	05/27/2022	2063 N CORNELIA AVE	Automatic aid received	311 - Medical assist, assist EMS crew
2022-1813	05/27/2022	964 N MONTE AVE	Automatic aid received	311 - Medical assist, assist EMS crew
2022-1820	05/28/2022	57 E SUSSEX WAY	Automatic aid received	311 - Medical assist, assist EMS crew
2022-1489	05/02/2022	1492 W BULLARD AVE	Automatic aid received	321 - EMS call, excluding vehicle accident with injury
2022-1494	05/02/2022	4671 N GLENN AVE	Automatic aid received	321 - EMS call, excluding vehicle accident with injury

Only Completed or Reviewed incidents included. Report pulls information from "Neighboring Agencies" in Administration module.



2022-1502	05/03/2022	490 W BARSTOW AVE	Automatic aid received	321 - EMS call, excluding vehicle accident with injury
2022-1503	05/03/2022	N Valentine AVE	Automatic aid received	321 - EMS call, excluding vehicle accident with injury
2022-1508	05/03/2022	1491 W SAMPLE AVE	Automatic aid received	321 - EMS call, excluding vehicle accident with injury
2022-1520	05/04/2022	1061 N VALENTINE AVE	Automatic aid received	321 - EMS call, excluding vehicle accident with injury
2022-1523	05/05/2022	5639 W SHIELDS AVE	Automatic aid received	321 - EMS call, excluding vehicle accident with injury
2022-1525	05/05/2022	3426 W UNIVERSITY AVE	Automatic aid received	321 - EMS call, excluding vehicle accident with injury
2022-1537	05/06/2022	1040 N PLEASANT AVE	Automatic aid received	321 - EMS call, excluding vehicle accident with injury
2022-1538	05/06/2022	5512 N REMINGTON AVE	Automatic aid received	321 - EMS call, excluding vehicle accident with injury
2022-1541	05/06/2022	398 W SHAW AVE	Automatic aid received	321 - EMS call, excluding vehicle accident with injury
2022-1542	05/06/2022	E Indianapolis AVE	Automatic aid received	321 - EMS call, excluding vehicle accident with injury
2022-1543	05/06/2022	490 W BARSTOW AVE	Automatic aid received	321 - EMS call, excluding vehicle accident with injury
2022-1550	05/06/2022	5198 W OLIVE AVE	Automatic aid received	321 - EMS call, excluding vehicle accident with injury
2022-1556	05/07/2022	W Bullard AVE	Automatic aid received	321 - EMS call, excluding vehicle accident with injury
2022-1579	05/09/2022	490 W BARSTOW AVE	Automatic aid received	321 - EMS call, excluding vehicle accident with injury
2022-1585	05/09/2022	774 W STUART AVE	Automatic aid received	321 - EMS call, excluding vehicle accident with injury
2022-1586	05/09/2022	E Swift AVE	Automatic aid received	321 - EMS call, excluding vehicle accident with injury
2022-1589	05/09/2022	5512 N REMINGTON AVE	Automatic aid received	321 - EMS call, excluding vehicle accident with injury
2022-1590	05/09/2022	2731 W OLIVE AVE	Automatic aid received	321 - EMS call, excluding vehicle accident with injury
2022-1592	05/09/2022	6685 N PLEASANT AVE	Automatic aid received	321 - EMS call, excluding vehicle accident with injury
2022-1593	05/09/2022	1040 N PLEASANT AVE	Automatic aid received	321 - EMS call, excluding vehicle accident with injury
2022-1612	05/12/2022	542 W BROWNING AVE	Automatic aid received	321 - EMS call, excluding vehicle accident with injury
2022-1629	05/13/2022	6134 N COLLEGE AVE	Automatic aid received	321 - EMS call, excluding vehicle accident with injury
2022-1633	05/14/2022	1326 W MORRIS AVE	Automatic aid received	321 - EMS call, excluding vehicle accident with injury
2022-1637	05/14/2022	315 W SAN BRUNO AVE	Automatic aid received	321 - EMS call, excluding vehicle accident with injury
2022-1639	05/14/2022	1168 W SCOTT AVE	Automatic aid received	321 - EMS call, excluding vehicle accident with injury
2022-1645	05/15/2022	1745 N CORNELIA AVE	Automatic aid received	321 - EMS call, excluding vehicle accident with injury

Only Completed or Reviewed incidents included. Report pulls information from "Neighboring Agencies" in Administration module.



2022-1647	05/15/2022	504 W MESA AVE	Automatic aid received	321 - EMS call, excluding vehicle accident with injury
2022-1649	05/15/2022	1728 W VARTIKIAN AVE	Automatic aid received	321 - EMS call, excluding vehicle accident with injury
2022-1656	05/15/2022	1486 W SCOTT AVE	Automatic aid received	321 - EMS call, excluding vehicle accident with injury
2022-1659	05/16/2022	1040 N PLEASANT AVE	Automatic aid received	321 - EMS call, excluding vehicle accident with injury
2022-1686	05/18/2022	1040 N PLEASANT AVE	Automatic aid received	321 - EMS call, excluding vehicle accident with injury
2022-1698	05/19/2022	2114 N VALENTINE AVE	Automatic aid received	321 - EMS call, excluding vehicle accident with injury
2022-1701	05/19/2022	138 E BELLAIRE WAY	Automatic aid received	321 - EMS call, excluding vehicle accident with injury
2022-1717	05/20/2022	1759 W ESCALON AVE	Automatic aid received	321 - EMS call, excluding vehicle accident with injury
2022-1776	05/25/2022	6465 N FERGER AVE	Automatic aid received	321 - EMS call, excluding vehicle accident with injury
2022-1785	05/25/2022	W Ashlan AVE	Automatic aid received	321 - EMS call, excluding vehicle accident with injury
2022-1788	05/25/2022	2114 N VALENTINE AVE	Automatic aid received	321 - EMS call, excluding vehicle accident with injury
2022-1789	05/25/2022	5198 W OLIVE AVE	Automatic aid received	321 - EMS call, excluding vehicle accident with injury
2022-1793	05/26/2022	6167 N SAN PABLO AVE	Automatic aid received	321 - EMS call, excluding vehicle accident with injury
2022-1796	05/26/2022	2241 N VISTA AVE	Automatic aid received	321 - EMS call, excluding vehicle accident with injury
2022-1803	05/26/2022	W Sierra AVE	Automatic aid received	321 - EMS call, excluding vehicle accident with injury
2022-1833	05/28/2022	2063 N CORNELIA AVE	Automatic aid received	321 - EMS call, excluding vehicle accident with injury
2022-1841	05/29/2022	3426 W UNIVERSITY AVE	Automatic aid received	321 - EMS call, excluding vehicle accident with injury
2022-1587	05/09/2022	W Ashlan AVE	Automatic aid received	322 - Motor vehicle accident with injuries
2022-1710	05/20/2022	Herndon	Automatic aid received	322 - Motor vehicle accident with injuries
2022-1781	05/25/2022	N Parkway DR	Automatic aid received	322 - Motor vehicle accident with injuries
2022-1819	05/28/2022	N Van Ness BLVD	Automatic aid received	322 - Motor vehicle accident with injuries
2022-1497	05/02/2022	N Van Ness BLVD	Automatic aid received	323 - Motor vehicle/pedestrian accident (MV Ped)
2022-1603	05/10/2022	81 E SUSSEX WAY	Automatic aid received	412 - Gas leak (natural gas or LPG)
2022-1606	05/11/2022	N Marks AVE	Automatic aid received	444 - Power line down
2022-1534	05/05/2022	138 E HOLLAND AVE	Automatic aid received	550 - Public service assistance, other
2022-1675	05/17/2022	5302 N COLONIAL AVE	Automatic aid received	550 - Public service assistance, other

Only Completed or Reviewed incidents included. Report pulls information from "Neighboring Agencies" in Administration module.





2022-1613	05/12/2022	1309 W SAN MADELE AVE	Automatic aid received	611 - Dispatched & cancelled en route
2022-1648	05/15/2022	2589 W BULLARD AVE	Automatic aid received	611 - Dispatched & cancelled en route
2022-1511	05/03/2022	131 E BUCKINGHAM WAY	Automatic aid received	651 - Smoke scare, odor of smoke
2022-1575	05/08/2022	7412 N SPYGLASS AVE	Automatic aid received	651 - Smoke scare, odor of smoke
2022-1576	05/08/2022	W Bullard AVE	Automatic aid received	651 - Smoke scare, odor of smoke
2022-1767	05/24/2022	715 N PLEASANT AVE	Automatic aid received	651 - Smoke scare, odor of smoke
2022-1821	05/28/2022	Herndon	Automatic aid received	651 - Smoke scare, odor of smoke
2022-1858	05/30/2022	3555 W MCKINLEY AVE	Automatic aid received	700 - False alarm or false call, other
2022-1506	05/03/2022	1026 E HOLLAND AVE	Automatic aid received	733 - Smoke detector activation due to malfunction
2022-1507	05/03/2022	5485 N VAN NESS BLVD	Automatic aid received	733 - Smoke detector activation due to malfunction
2022-1712	05/20/2022	2765 W SAN CARLOS AVE	Automatic aid received	735 - Alarm system sounded due to malfunction
<b>FDID: 10032 - Total Calls: 2</b>				
2022-1696	05/19/2022	19638 W AMERICAN AVE	Mutual aid received	321 - EMS call, excluding vehicle accident with injury
2022-1828	05/28/2022	655 N BRAWLEY AVE	Mutual aid received	321 - EMS call, excluding vehicle accident with injury
<b>FDID: Unknown - Total Calls: 11</b>				
2022-1583	05/09/2022	99	Automatic aid received	131 - Passenger vehicle fire
2022-1618	05/12/2022	4426 N DEL MAR AVE	Automatic aid received	140 - Natural vegetation fire, other
2022-1868	05/31/2022	2553 W SCOTT AVE	Automatic aid received	140 - Natural vegetation fire, other
2022-1498	05/02/2022	5706 W ASHLAN AVE	Automatic aid received	321 - EMS call, excluding vehicle accident with injury
2022-1753	05/23/2022	57 E SUSSEX WAY	Automatic aid received	321 - EMS call, excluding vehicle accident with injury
2022-1850	05/30/2022	1745 N CORNELIA AVE	Automatic aid received	321 - EMS call, excluding vehicle accident with injury
2022-1861	05/30/2022	2222 W KEATS AVE	Automatic aid received	321 - EMS call, excluding vehicle accident with injury
2022-1864	05/30/2022	415 W HOLLAND AVE	Automatic aid received	550 - Public service assistance, other
2022-1875	05/31/2022	1305 S MARKS AVE	Automatic aid received	611 - Dispatched & cancelled en route
2022-1824	05/28/2022	7343 N TAMERA AVE	Automatic aid received	733 - Smoke detector activation due to malfunction
2022-1844	05/29/2022	5478 N FERGER AVE	Automatic aid received	735 - Alarm system sounded due to malfunction

Only Completed or Reviewed incidents included. Report pulls information from "Neighboring Agencies" in Administration module.



# North Central Fire Protection District

Kerman, CA

This report was generated on 6/2/2022 1:09:55 PM



## Losses for Date Range

Start Date: 05/01/2022 | End Date: 05/31/2022

TOTAL INCIDENTS	TOTAL PROPERTY LOSS	TOTAL CONTENT LOSS	TOTAL LOSSES	AVERAGE LOSS
10	\$358,500.00	\$133,500.00	\$492,000.00	\$49,200.00

INCIDENT NUMBER	DATE	Incident Type	PROPERTY LOSS	CONTENT LOSS	TOTAL	% of Total
2022-1492	05/02/2022	160 - Special outside fire, other	\$200,000.00	\$30,000.00	\$230,000.00	46.75%
2022-1500	05/02/2022	111 - Building fire	\$75,000.00	\$50,000.00	\$125,000.00	25.41%
2022-1580	05/09/2022	140 - Natural vegetation fire, other	\$300.00	\$300.00	\$600.00	0.12%
2022-1583	05/09/2022	131 - Passenger vehicle fire	\$200.00	\$200.00	\$400.00	0.08%
2022-1596	05/09/2022	111 - Building fire	\$1,500.00	\$500.00	\$2,000.00	0.41%
2022-1650	05/15/2022	112 - Fires in structure other than in a building	\$2,000.00	\$2,000.00	\$4,000.00	0.81%
2022-1687	05/18/2022	151 - Outside rubbish, trash or waste fire	\$4,500.00	\$0.00	\$4,500.00	0.91%
2022-1700	05/19/2022	111 - Building fire	\$50,000.00	\$50,000.00	\$100,000.00	20.33%
2022-1811	05/27/2022	138 - Off-road vehicle or heavy equipment fire	\$10,000.00	\$0.00	\$10,000.00	2.03%
2022-1832	05/28/2022	137 - Camper or recreational vehicle (RV) fire	\$15,000.00	\$500.00	\$15,500.00	3.15%

Only REVIEWED incidents included





# Fire Investigation Division

## Statistics for May 2022

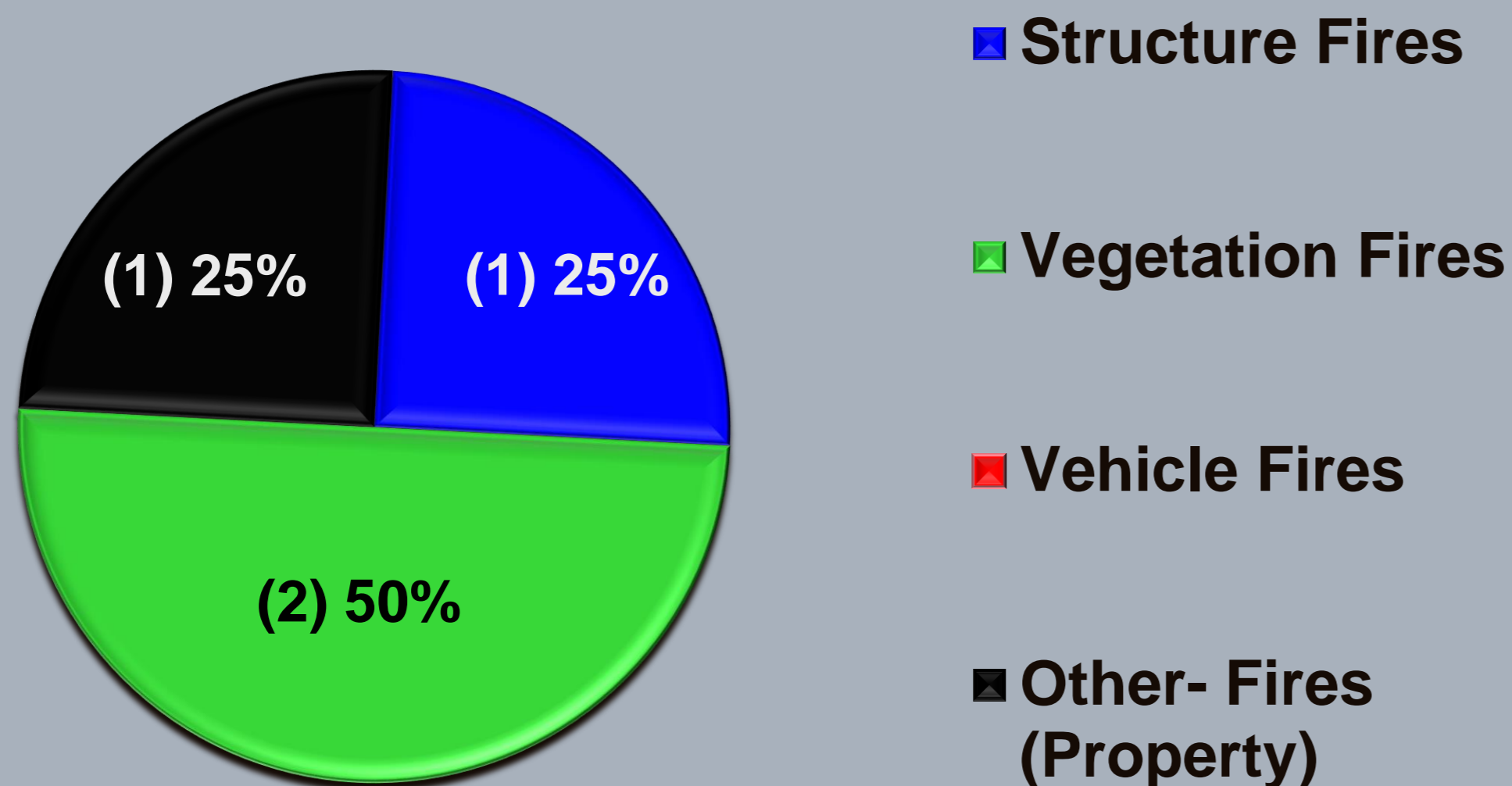
- Fire Investigations
- Weed Abatement



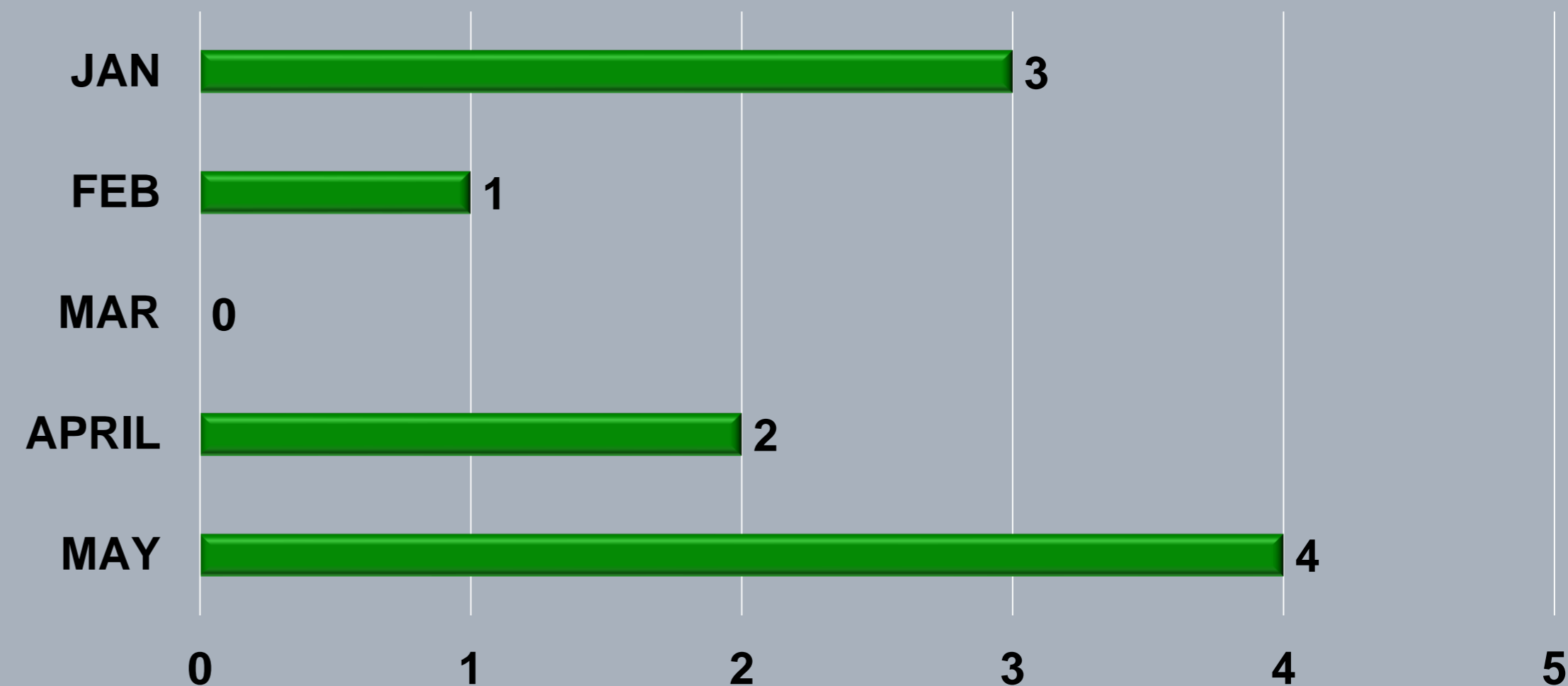


# Fire Investigation Statistics for May 2022

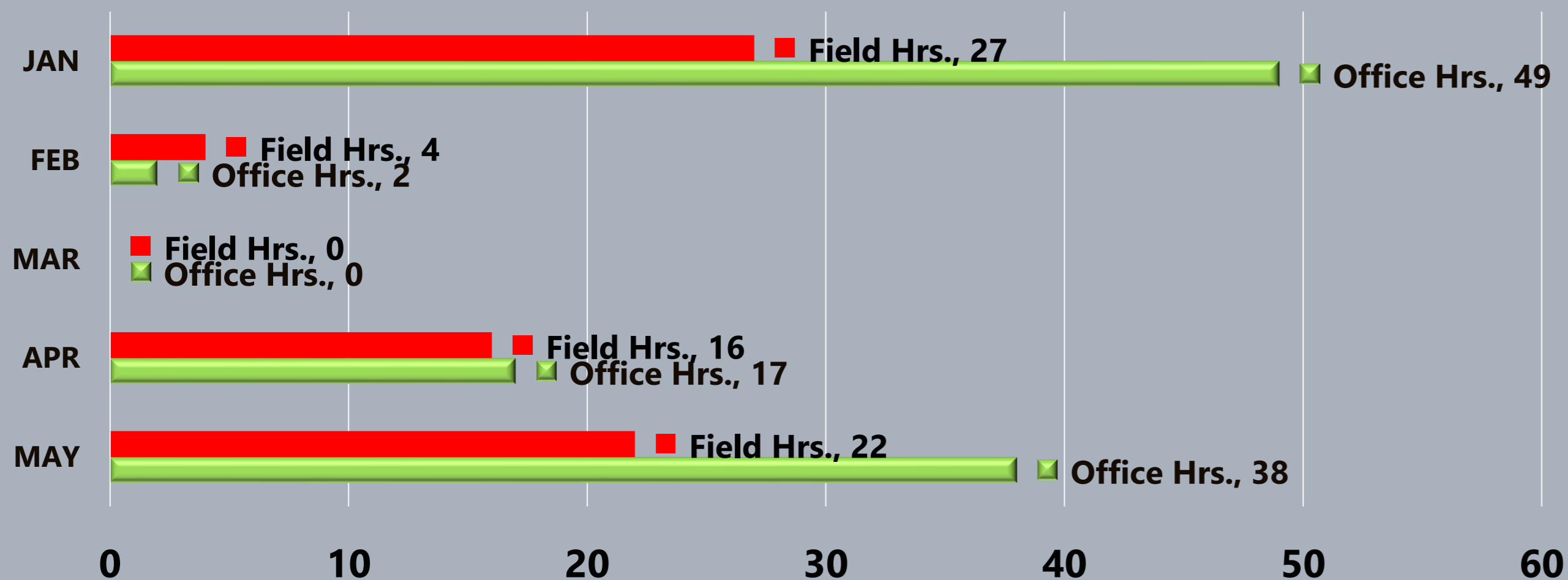
## INVESTIGATIONS BY TYPE



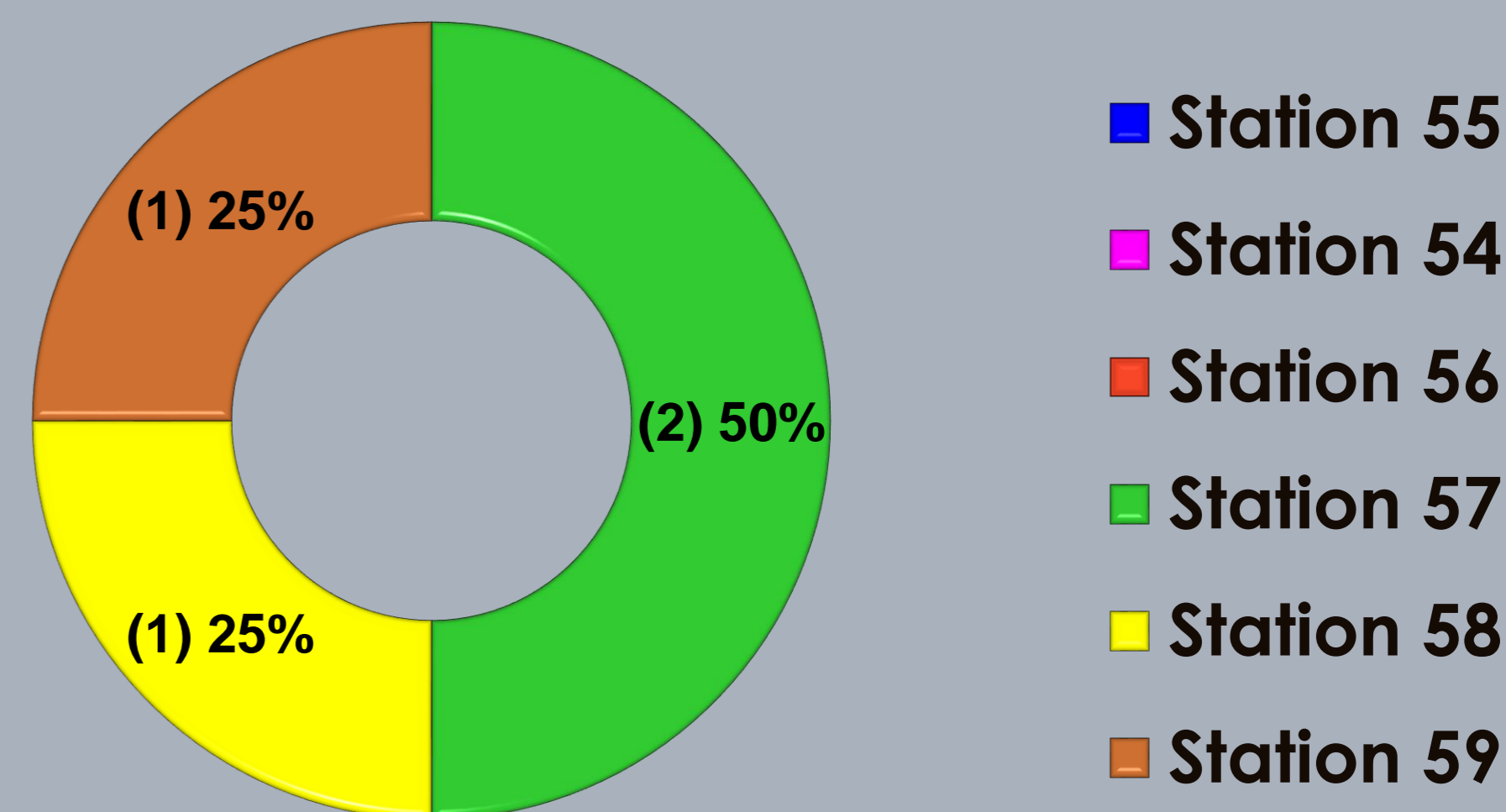
## INVESTIGATION COUNT PER MONTH



## INVESTIGATION HOURS PER MONTH

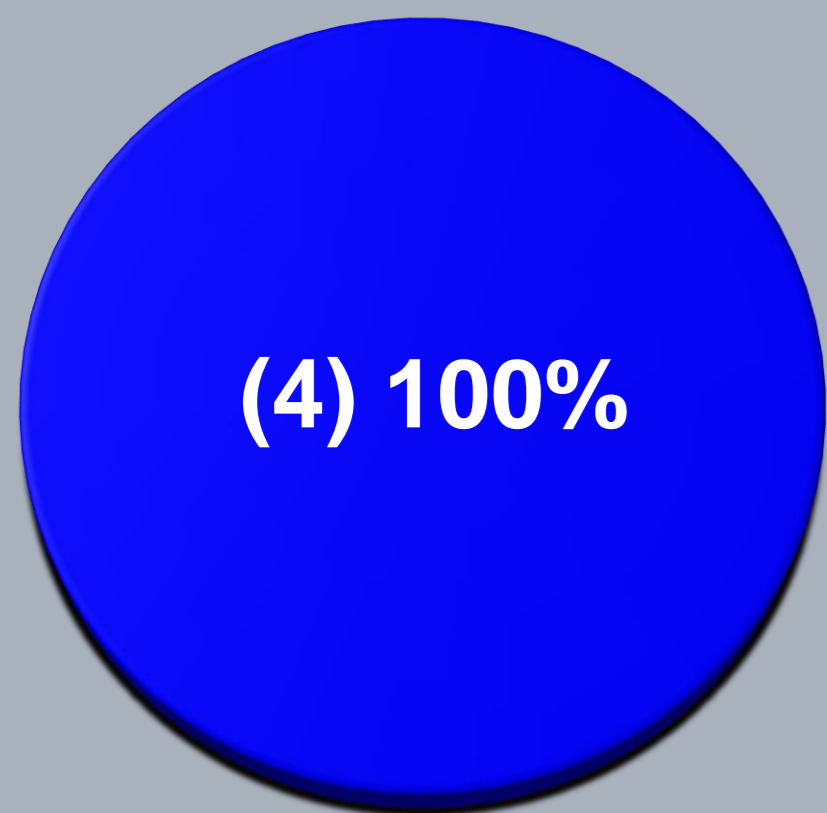


## % OF INVESTIGATIONS BY 1<sup>ST</sup> IN STATION



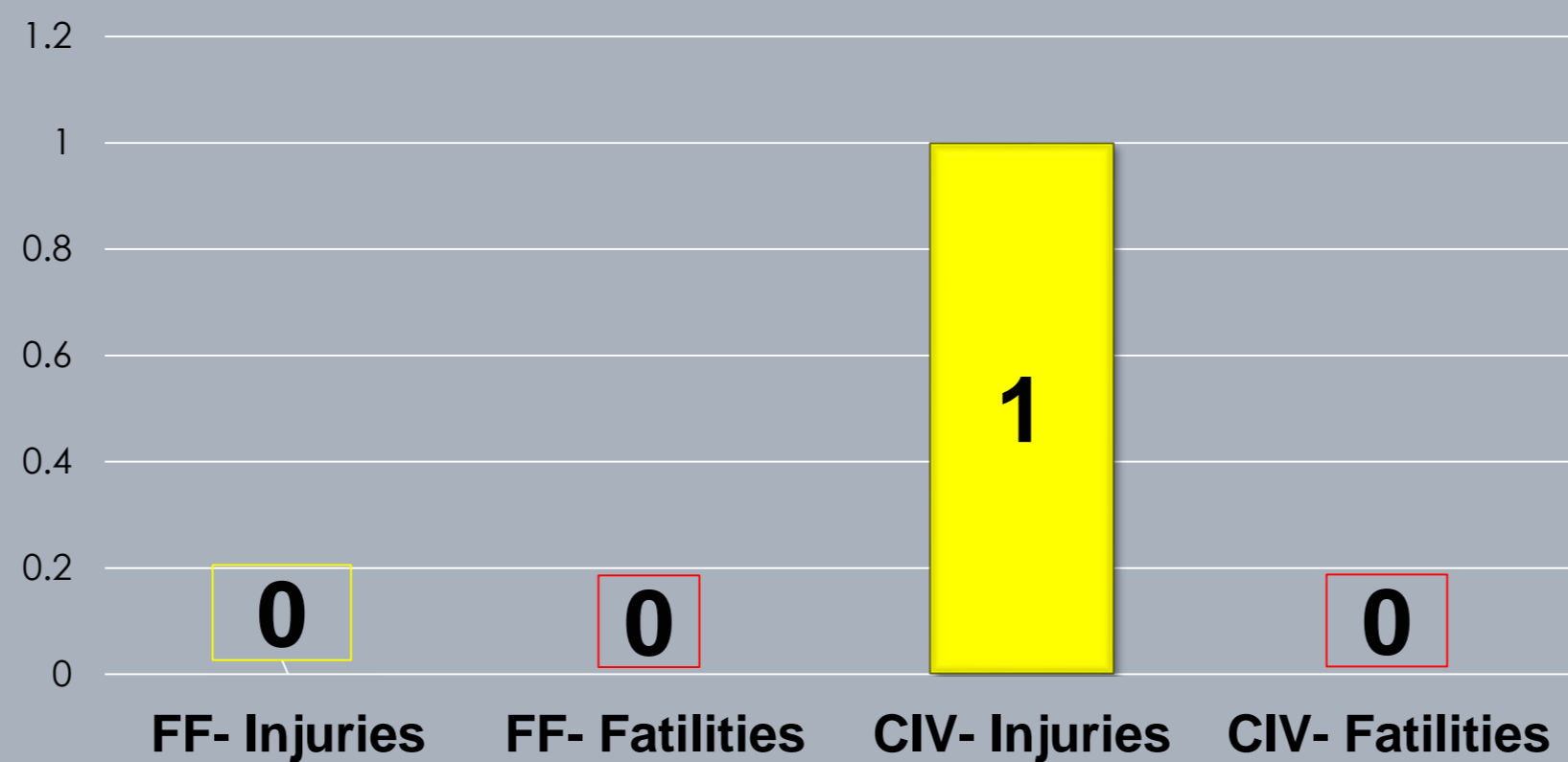
# Fire Investigation Statistics for May 2022

## STATUS OF INVESTIGATIONS

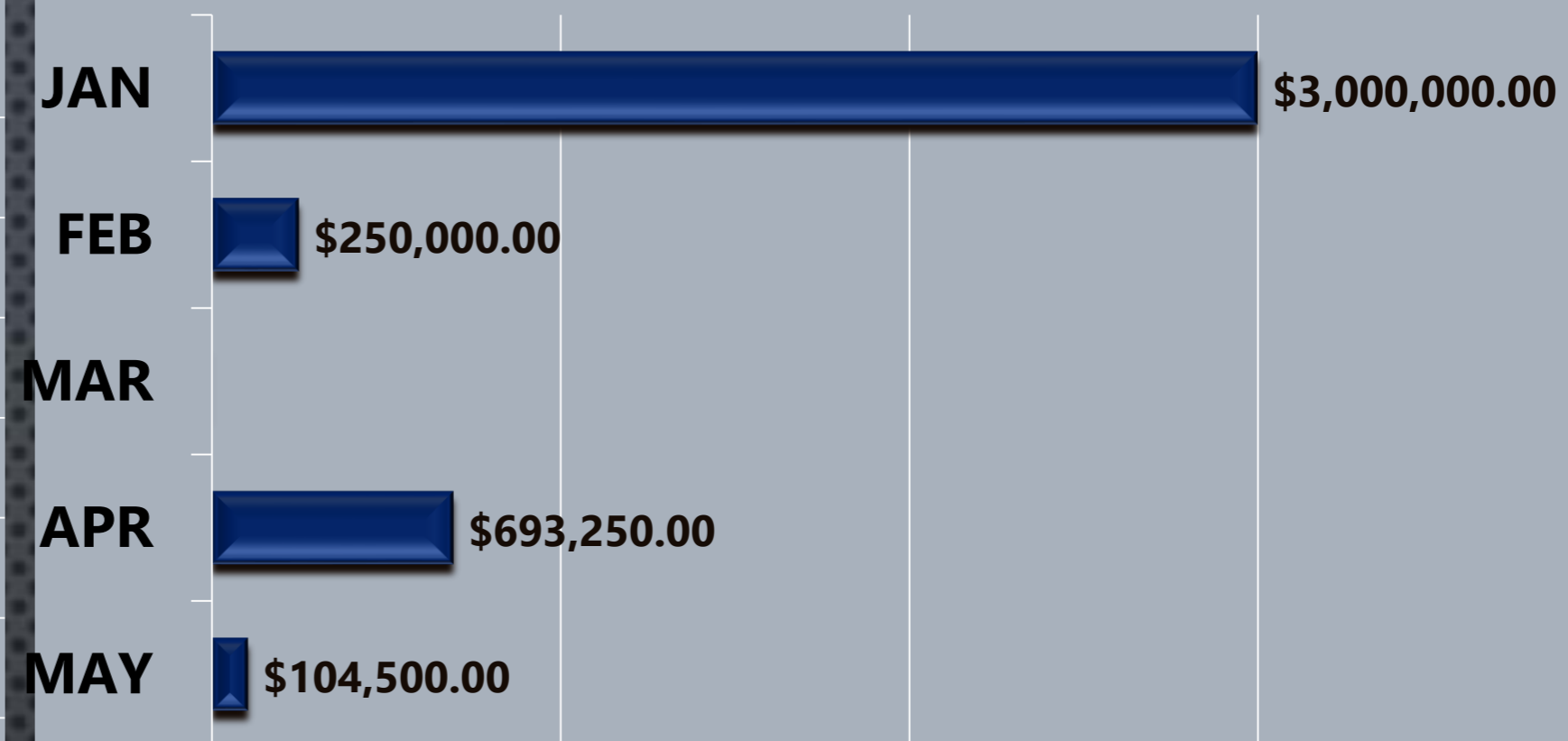


- Open
- Closed
- Criminal

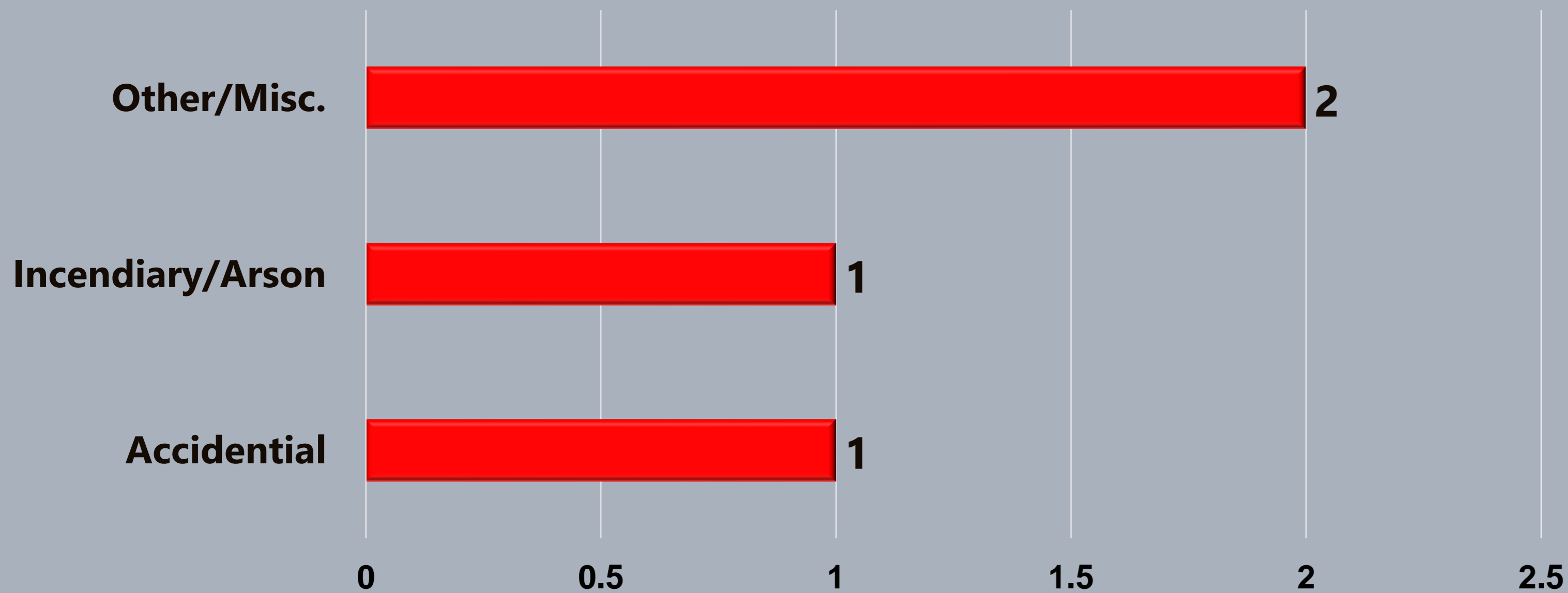
## INJURIES / FATALITIES



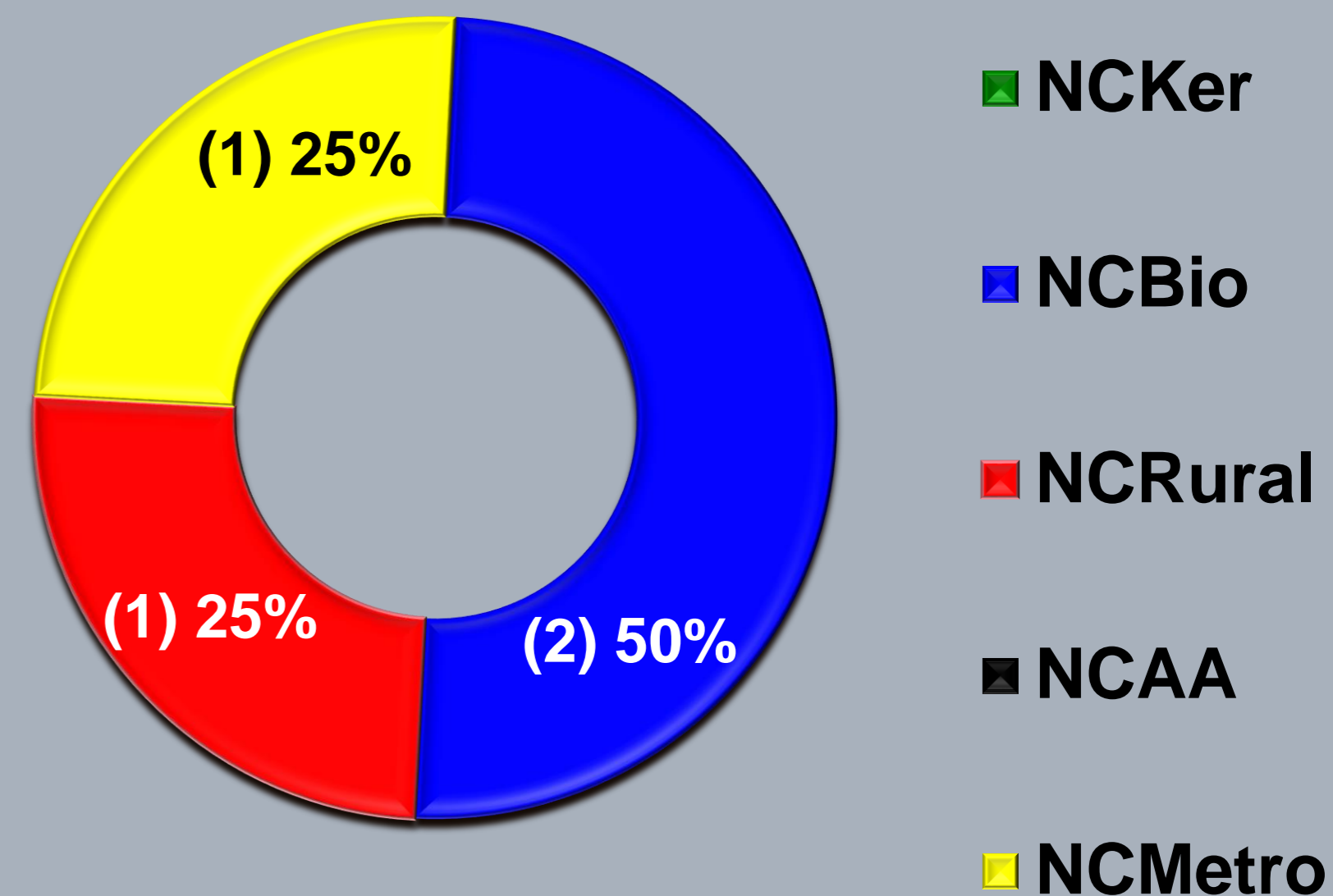
## TOTAL DOLLAR LOSS – PER MONTH



## INVESTIGATION CLASSIFICATIONS



## INVESTIGATIONS BY ZONES





# NORTH CENTRAL FIRE PROTECTION DISTRICT

Fire Chief: Timothy V. Henry, CFO, EFO

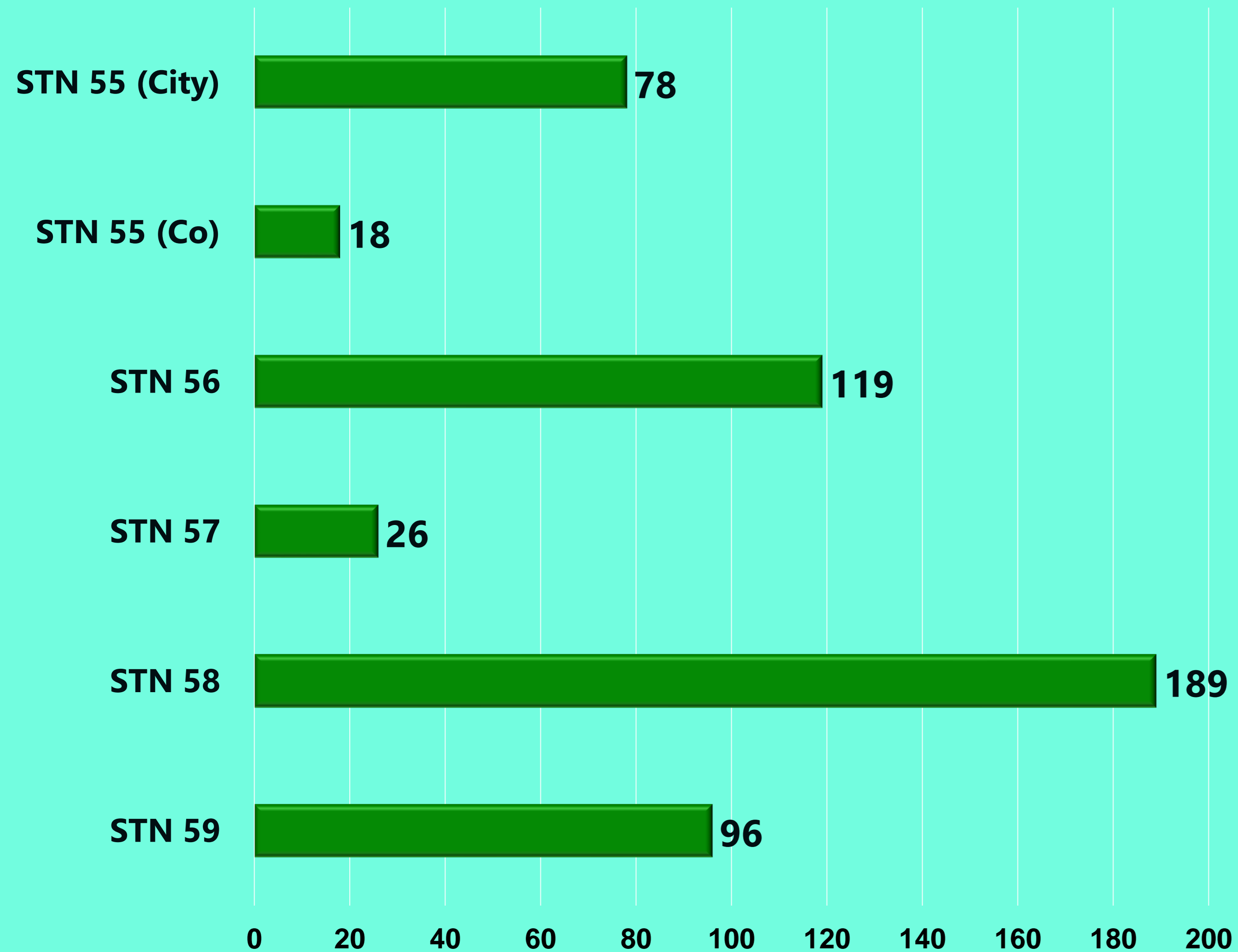
Fire Investigations							
TYPE OF FIRE / INCIDENT	DATE OF INCIDENT	LOCATION OF INCIDENT	ZONE	INVESTIGATION STATUS	INVESTIGATION CLASSIFICATION	COST RECOVERY	NOTES
Haz-Mat	5/14/2022	4516 N Howard Ave, Biola	NCBio	Closed	Other	No	chemical machine malfunction, male subject suffered 3rd degree burns.
Vegetation Fire	5/14/2022	5901 Madera Ave (Skaggs Bridge)	NCBio	Closed	Incendiary	No	Illegal FWX discharged in the area. No suspects were found
Vegetation Fire	5/18/2022	1288 N Cornelia Ave	NCRural	Closed	Other	No	Boarding hm, metal handicap female started fire with lighter. Verbal Warning issued.
Structure Fire	5/19/2022	723 W Paul Ave	NCMetro	Closed	Accidental	No	Stove Accidentally turn on, with box of food on the stove top.
<b>TOTAL: Fire Investigations</b>							<b>04</b>





# Weed Abatement Parcels for 2022 Season

## WEED ABATEMENT PARCELS TO INSPECT PER STATION

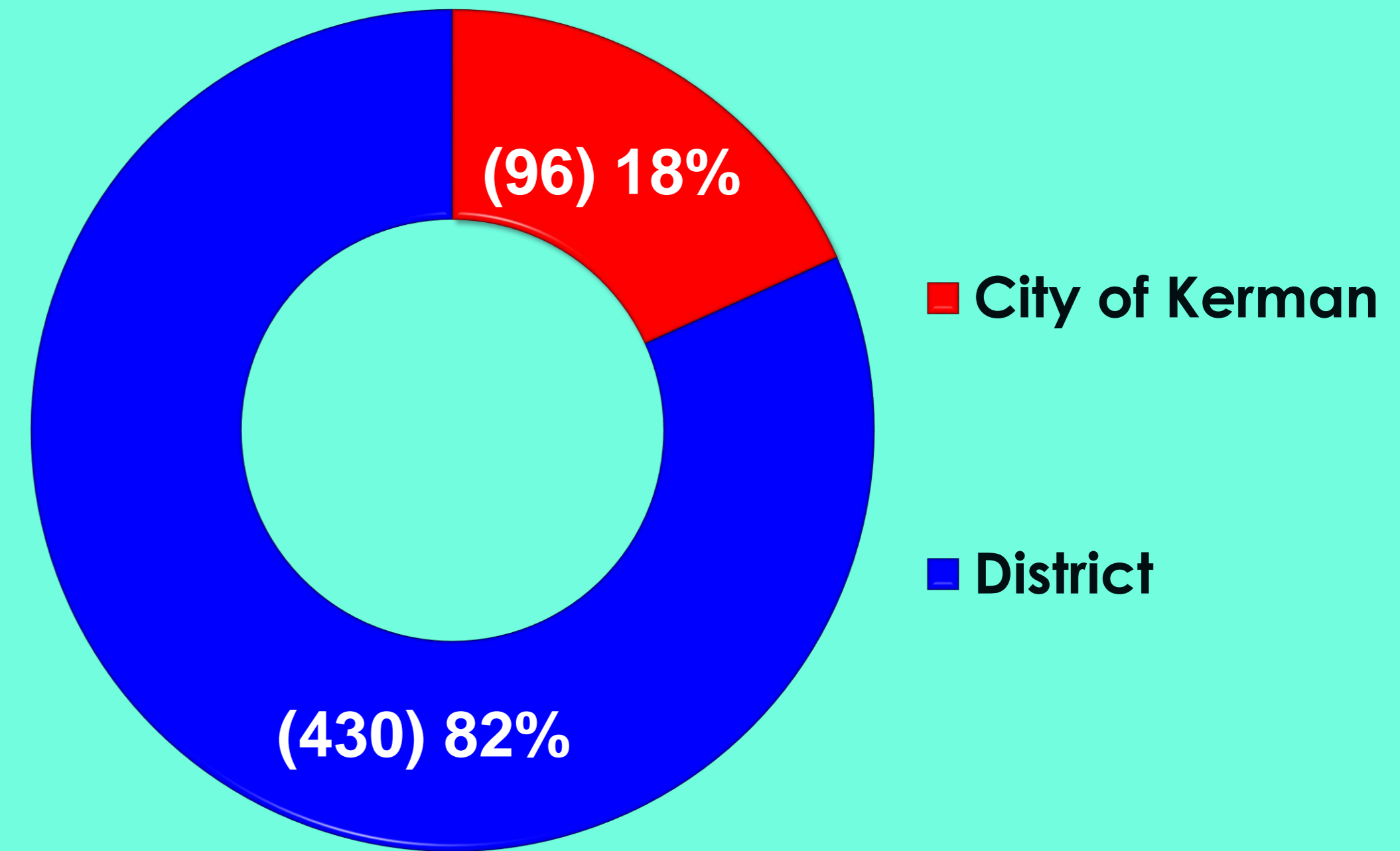


Total # of Parcels to Inspect

**526**

Engine Co. & FM  
Inspections  
May  
01<sup>st</sup> - 13<sup>th</sup>

## LOCATIONS OF PARCELS






# Weed Abatement Parcels for 2022 Season



## WEED ABATEMENT PARCELS TO INSPECT PER STATION (COMPLIANCE)

**NOTE-**  
**30 Additional**  
**Parcels added to the**  
**List – Non Compliant**

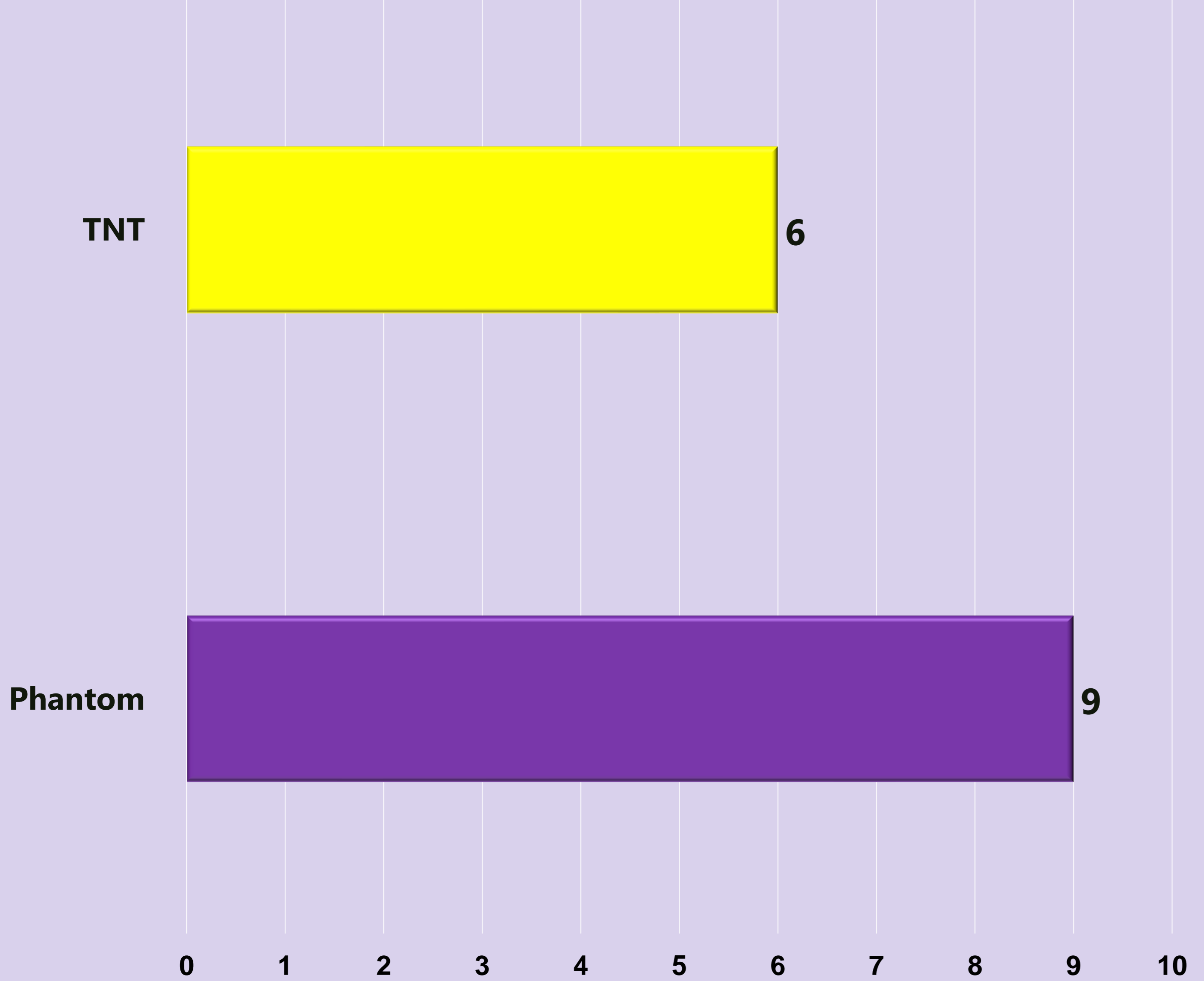






# Safe & Sane Fireworks Booths Applications 2022

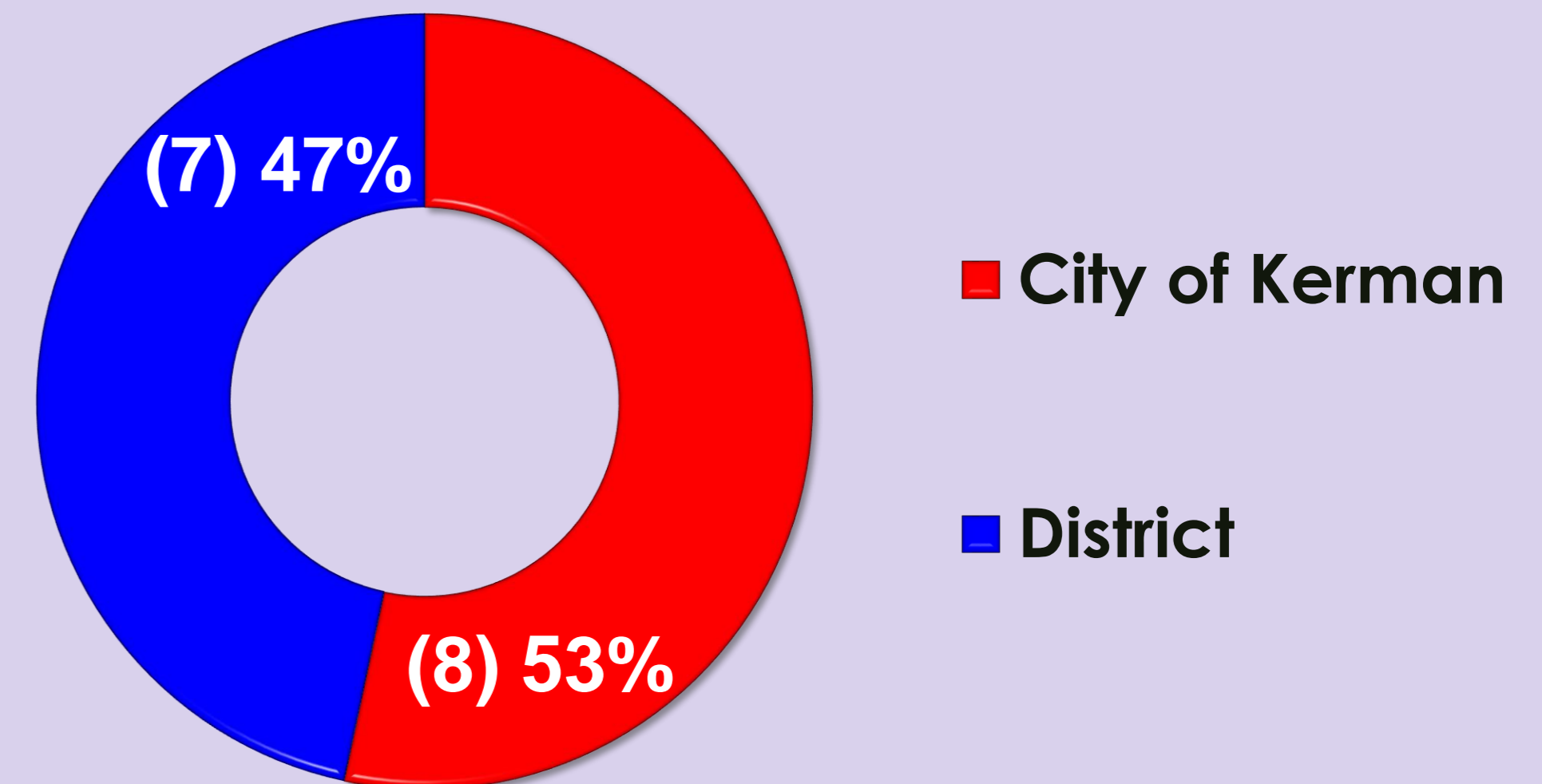
## FIREWORKS BOOTHS BY VENDOR / MANUFACTURE



- 19 Firework Booth Applications Submitted
- 15 Firework Booth Applications Approved

Note: 04 withdrew their applications

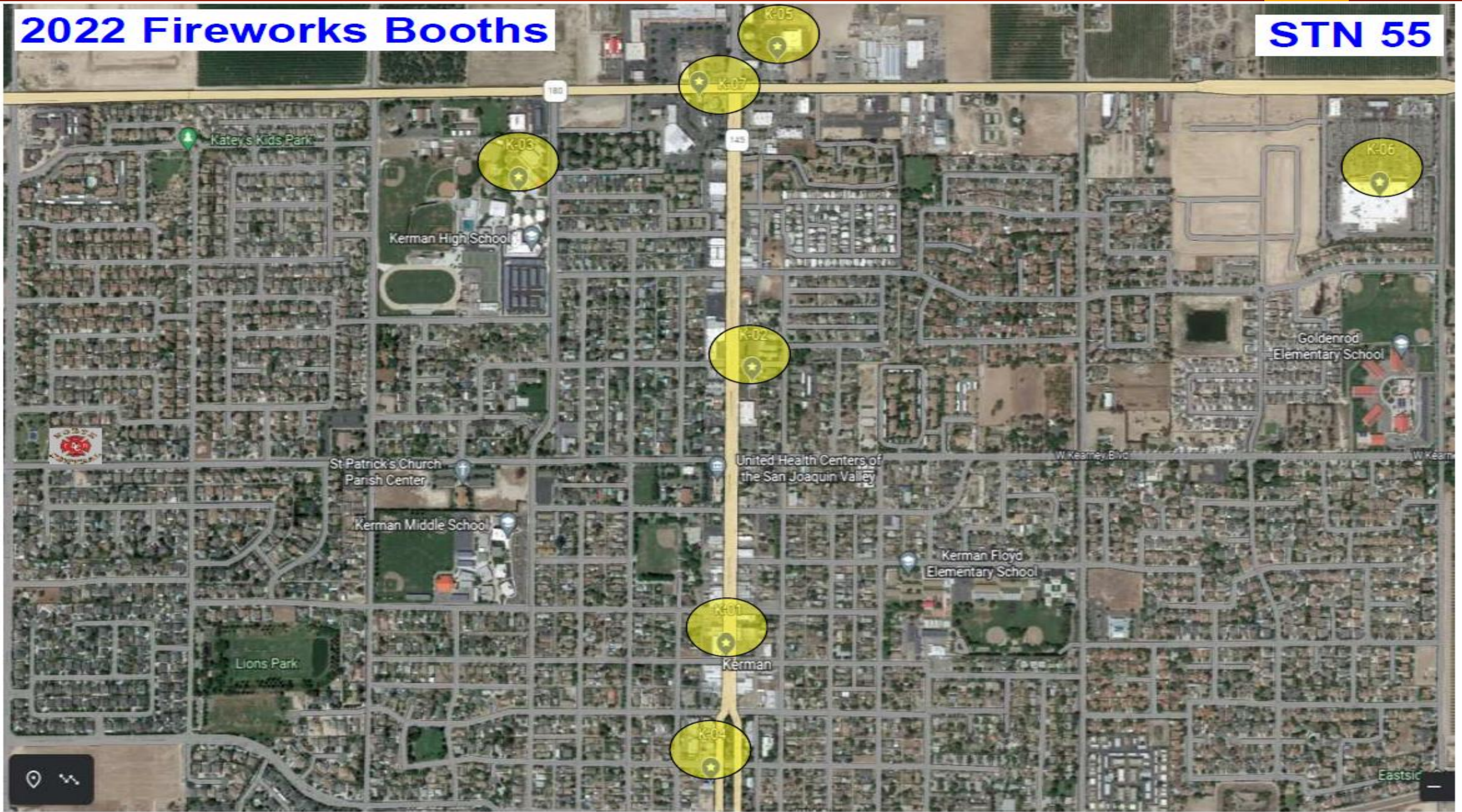
## LOCATIONS OF FIREWORKS BOOTHS





# 2022 Fireworks Booths

STN 55





# 2022 Fireworks Booths

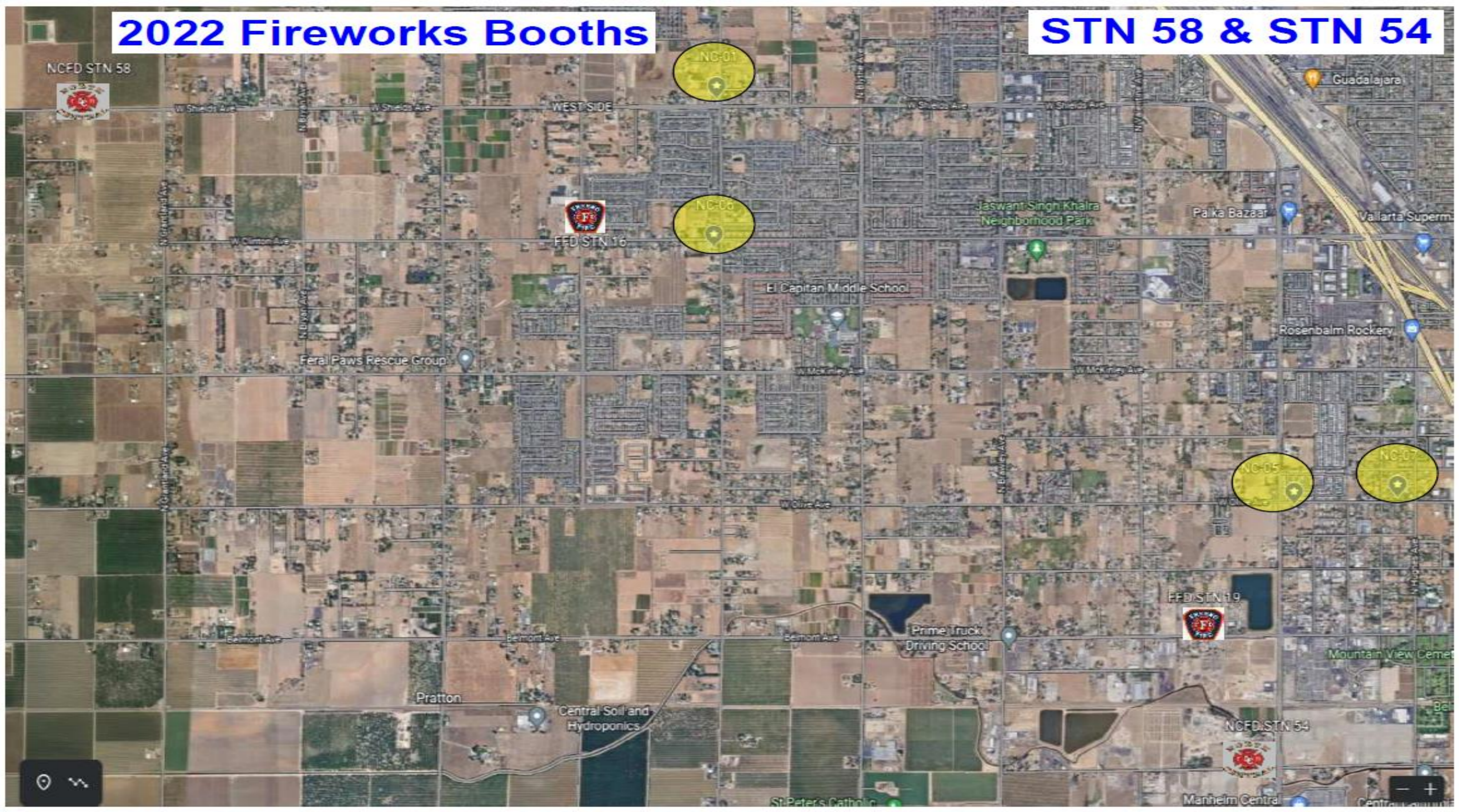
STN 58





# 2022 Fireworks Booths

# STN 58 & STN 54





# 2022 Fireworks Booths



FIG STN 20





# NORTH CENTRAL FIRE PROTECTION DISTRICT

Fire Chief: Timothy V. Henry, CFO, EFO

Safe & Sane Fireworks Booths (2022)						
Organization	Contact Name	FWX	Booth Locations	Cross Streets	Storage Locations	First In Engine
New Day Worship Center	Antoinette Gonzalez	TNT	736 S. Madera Ave.	Madera & D St	FWX Facility	ENG 55
Breakthrough Church of Kerman, INC.	Javier Garza	TNT	432 S. Madera Ave.	Madera & Sunset	FWX Facility	ENG 55
Kerman Quarterback Club	Phil Suson	Phantom	205 S. 1st St.	HWY 180 & 1st	C-Train On-Site	ENG 55
Kerman Athletics Corporation	Michael Taylor	TNT	939 S. Madera Ave.	Madera & B St	FWX Facility	ENG 55
Family Vine Church	Art Guzman	Phantom	14890 W Whitesbridge	HWY 180 & HWY 145	C-Train On-Site	ENG 55
Landmark Pentecostal Church of God	Ray Yniguez	TNT	14061 W. Whitesbridge Ave.	180 & Goldenrod	C-Train On-Site	ENG 55
Kerman Sikh Youth Associations	Deep Sing	Phantom	15045 W. Whitesbridge Ave.	HWY 180 & WHY 145	FWX Facility	ENG 55
Amercian Legion Westland Post 355	Carlos Gonzalez	TNT	15000 W. Whitesbridge Ave.	Madera & HWY 180	C-Train On-Site	ENG 55
Sikh Association	Deep Sing	Phantom	5014 W. Shields Ave.	Shields & Cornelia	FWX Facility	ENG 58
Aquarius Aquarium Institute	Tom Lang	Phantom	6176 N. Grantland Ave.	Grantland & Bulard	FWX Facility	ENG 58
Apostolic Assembly Pindale	Augutin Hoyer III	Phantom	488 W. Shaw Ave.	Shaw & Marora	FWX Facility	ENG 59
Tripel X Fraternity	Robert Kandarian	Phantom	4545 N. Palm Ave.	Palm & Gettysburg	FWX Facility	ENG 59
Childs Hand Foundation	Alex Camp	Phantom	2815 W. Olive Ave.	Olive & Marks	FWX Facility	ENG 58
Cornelia Ave Sotherne Baptist Church	Rafael Ramos	TNT	5015 W. Clinton Ave.	Clinton & Cornelia	FWX Facility	ENG 58
E Clampus Vitus	Earl Hagans	TNT	2100 Olive Ave.	Hughes & Olive	FWX Facility	ENG 58
<b>TOTAL: Fireworks Booths</b>						<b>15</b>

# Fire Prevention Division

## Statistics for May 2022

- Plans Submitted & Review
- New Construction Inspections
- Annual & Bi-Annual Inspections

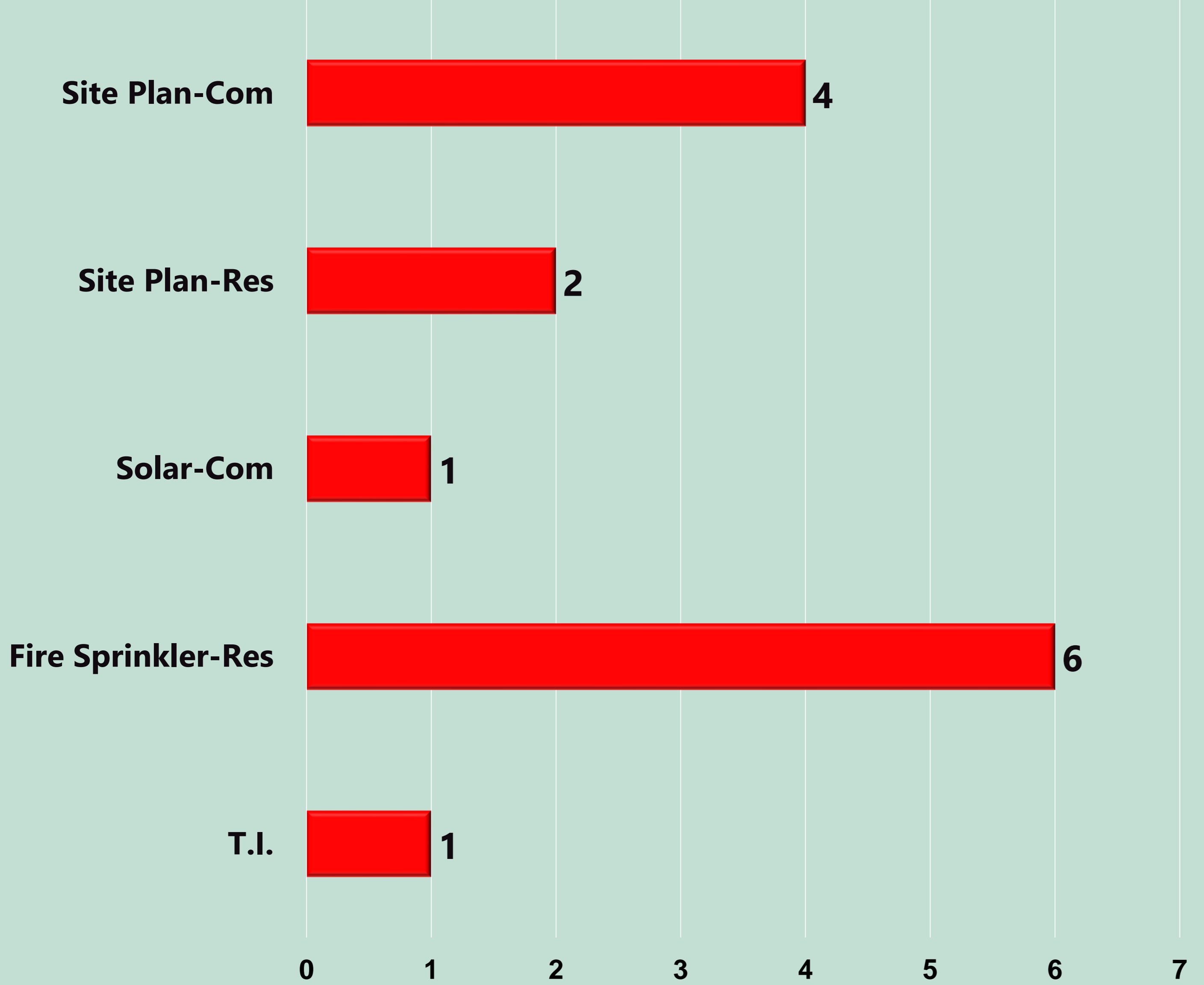




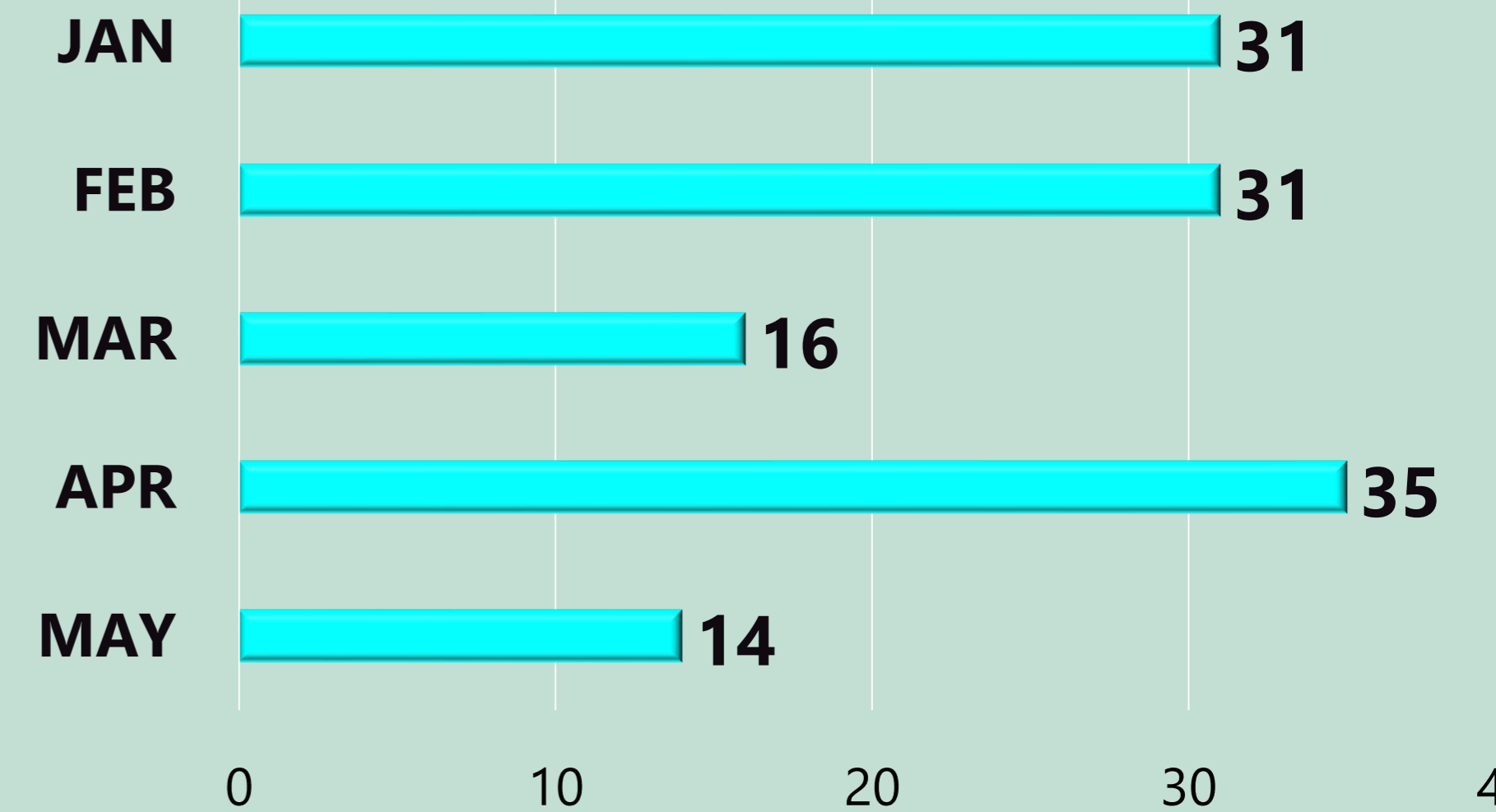
# Plan Submitted for Review Statistics for May 2022



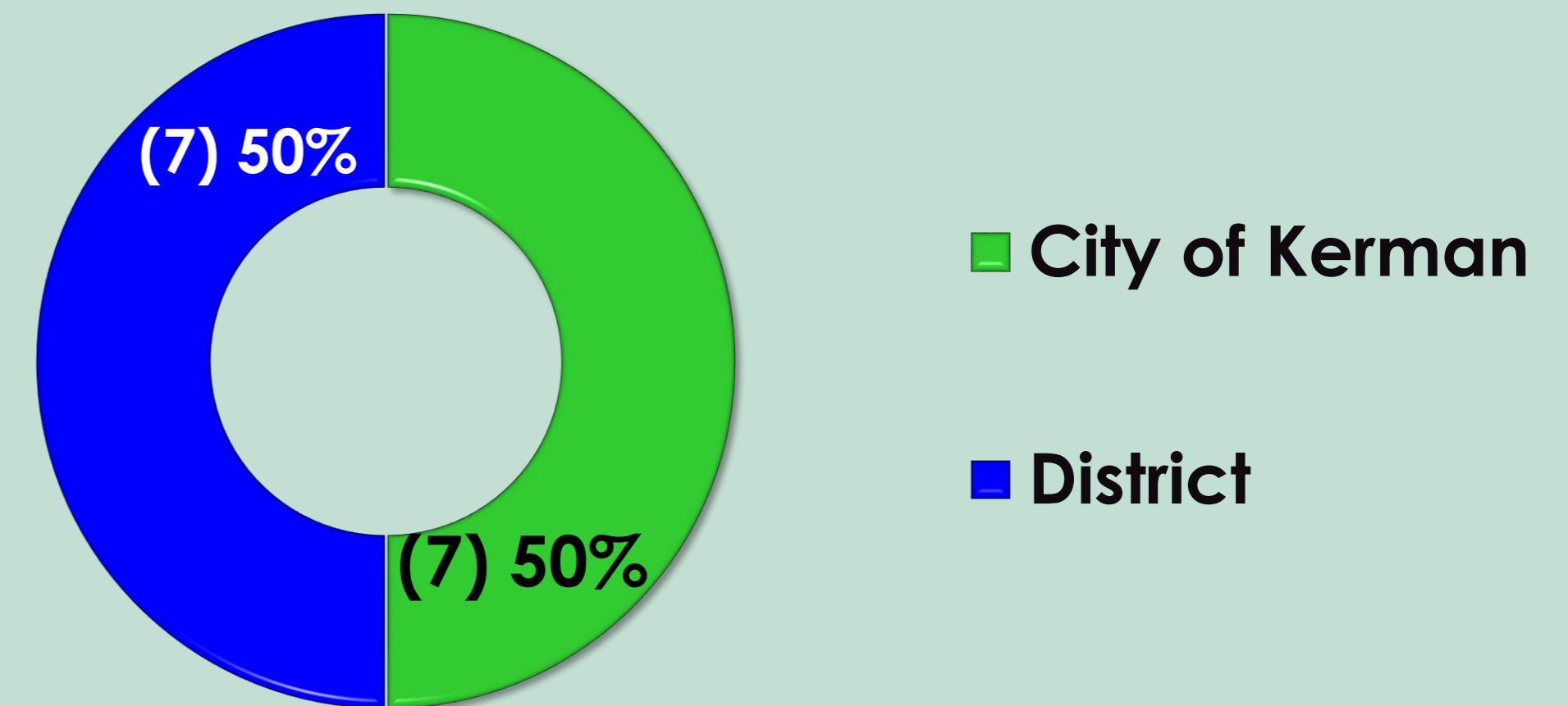
## PLANS BY TYPE



## TOTAL # PLANS SUBMITTED FOR REVIEW PER MONTH




## LOCATIONS OF PROJECTS (PLANS)







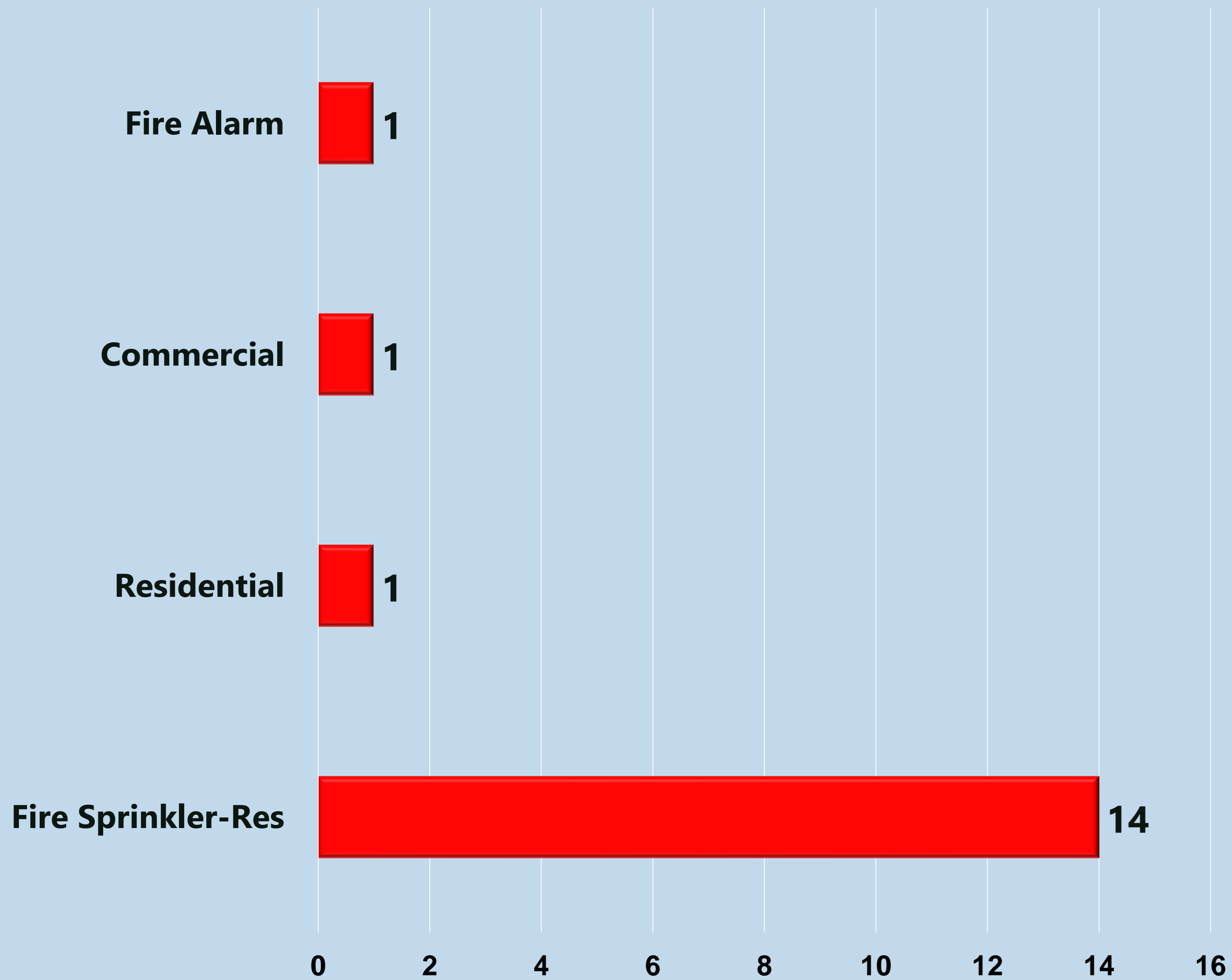
# Plan Reviewed By Statistics for May 2022



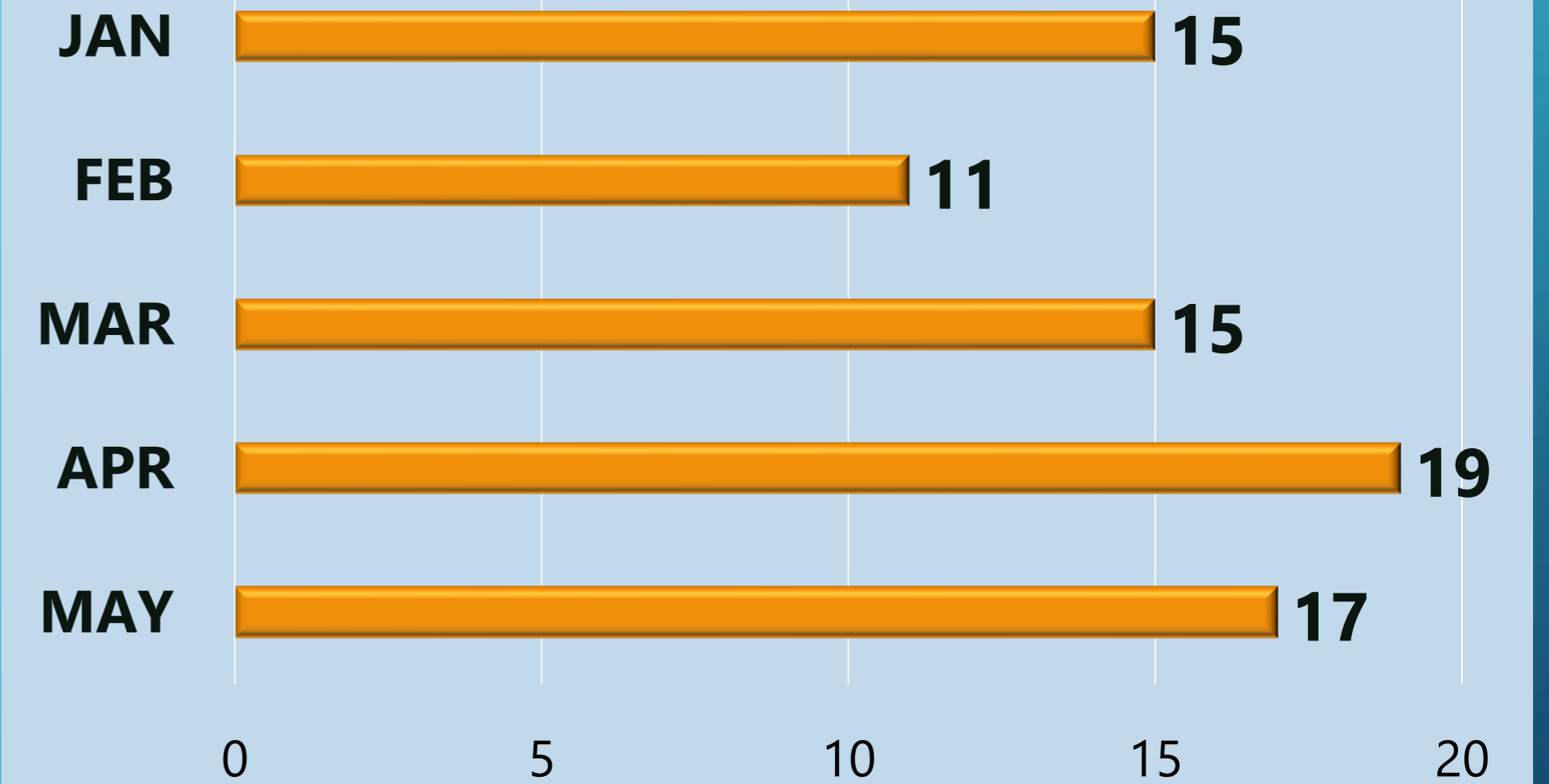


# New Construction Inspections for May 2022

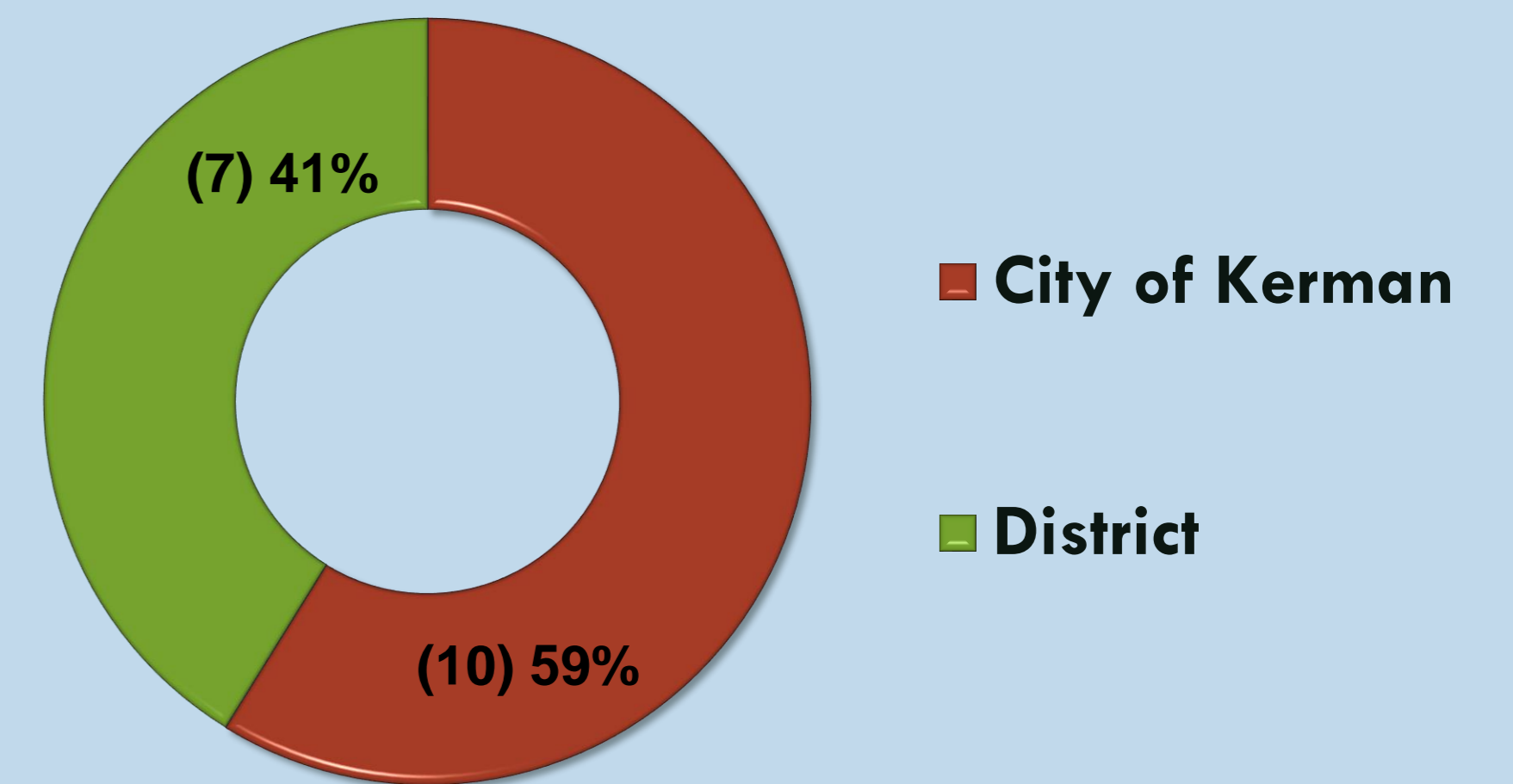
## NEW CONSTRUCTION INSPECTIONS BY TYPE



## NEW CONSTRUCTION INSPECTIONS COMPLETED PER MONTH



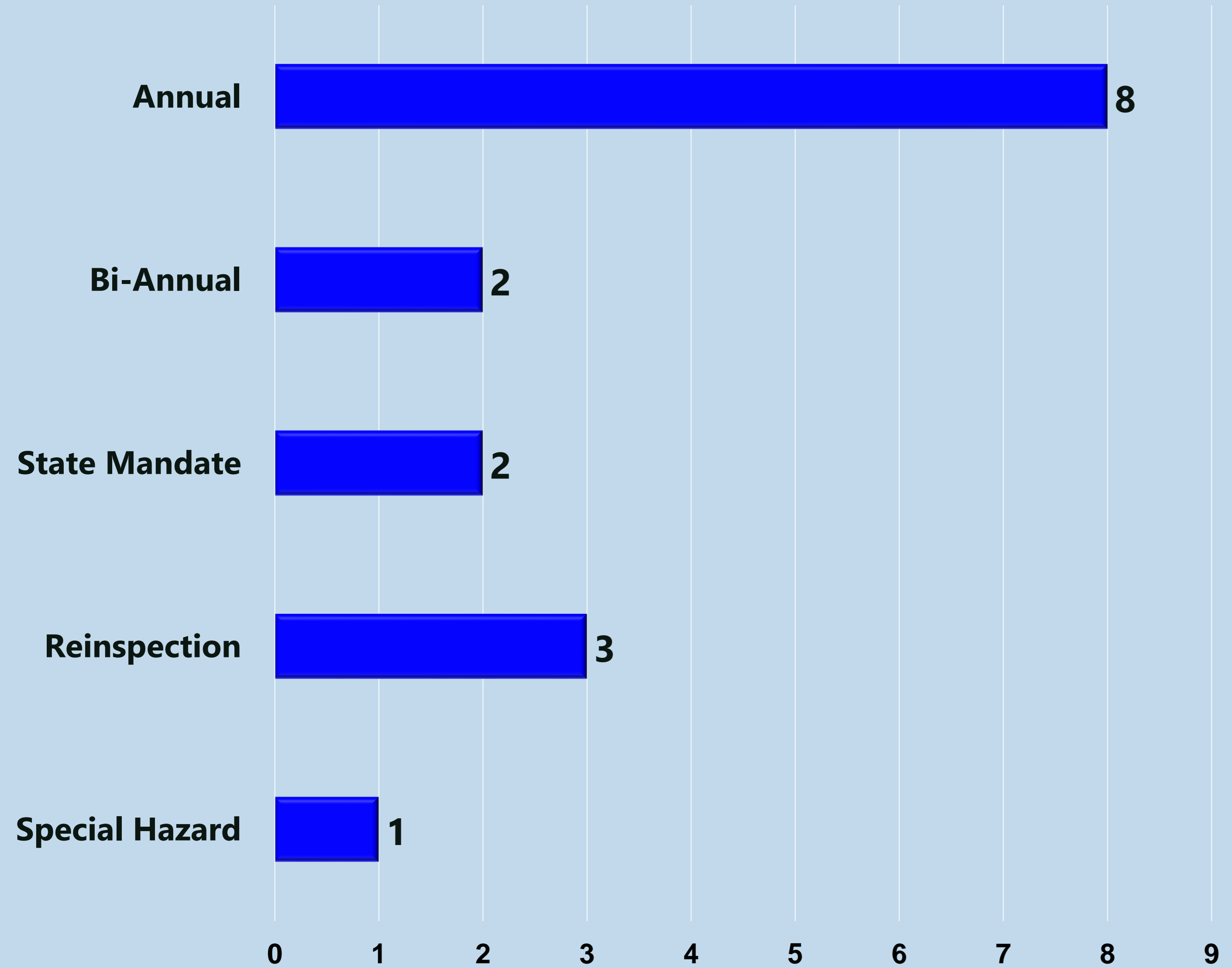
## NEW CONSTRUCTION INSPECTIONS LOCATIONS



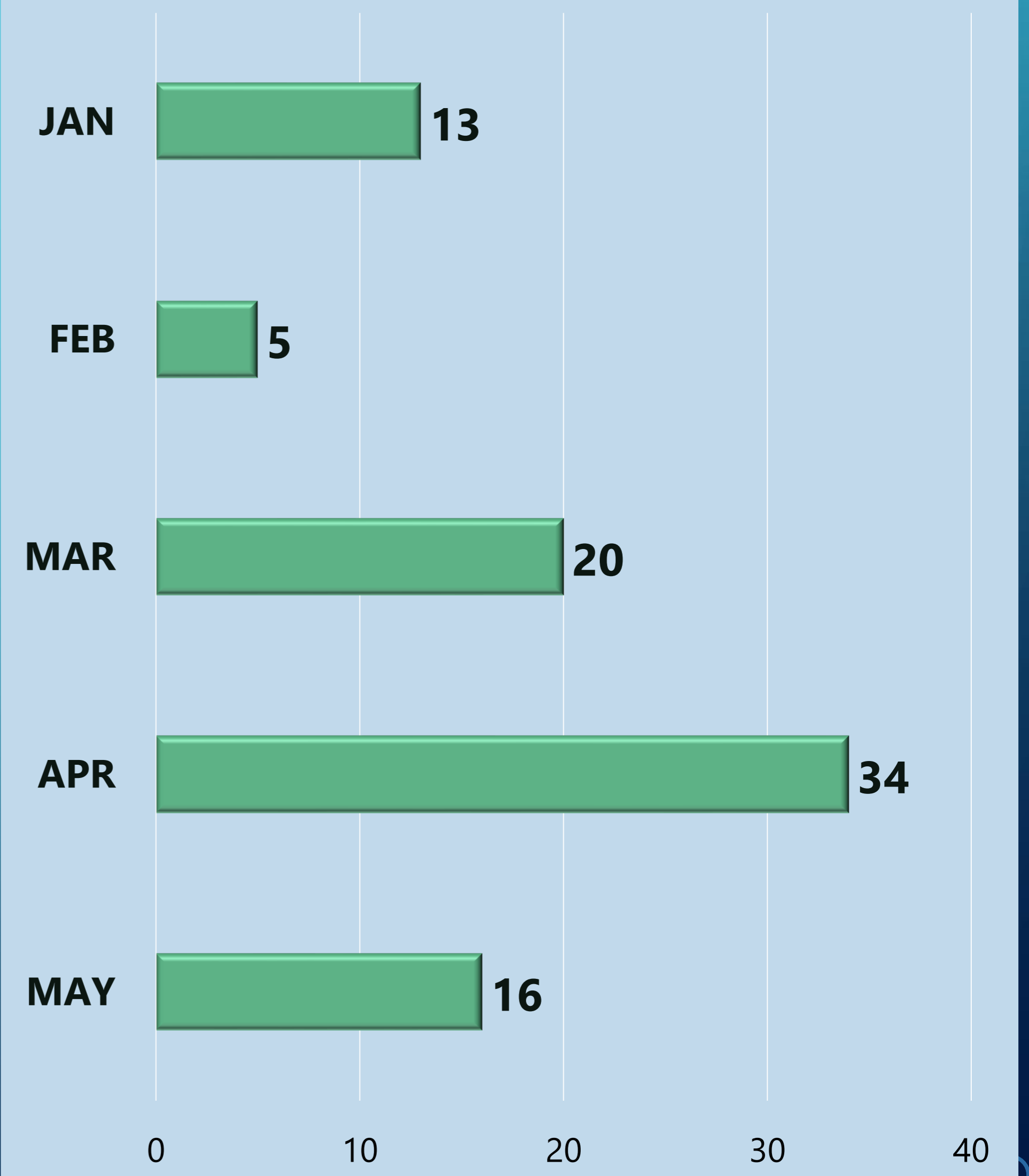


# Annual & Bi-Annual Inspections for May 2022

## ANNUAL & BI-ANNUAL INSPECTIONS BY CATEGORY



## ANNUAL & BI-ANNUAL INSPECTIONS COMPLETED PER MONTH





**NORTH CENTRAL FIRE PROTECTION DISTRICT**

**Fire Chief:** Timothy V. Henry, CFO, EFO

<b>Inspections (New Construction)</b>						
<b>NAME OF BUSINESS</b>	<b>ADDRESS</b>	<b>INSPECTOR</b>	<b>RESULT</b>	<b>OCCUPANCY TYPE</b>	<b>SQUARE FOOTAGE</b>	<b>NOTES</b>
<b>Inspection Type: Fire Alarm System (NFPA 72) Test</b>						
NUTRI-AG	4460 n BIOLA AVE Biola, CA 93606	Mavrikis, George	Final (CNST INSP)	H Occupancies (Hazardous)	52385	
<b>Total # Inspections for FA (72) System Test:</b>						<b>01</b>



**NORTH CENTRAL FIRE PROTECTION DISTRICT**

**Fire Chief:** Timothy V. Henry, CFO, EFO

<b>Inspections (New Construction)</b>						
<b>NAME OF BUSINESS</b>	<b>ADDRESS</b>	<b>INSPECTOR</b>	<b>RESULT</b>	<b>OCCUPANCY TYPE</b>	<b>SQUARE FOOTAGE</b>	<b>NOTES</b>
<b>Inspection Type: New Construction (Commercial)</b>						
JS West Propane Distribution	15287 W Commerce WAY Kerman, CA 93630	Mavrikis, George	Correction Notice Issued (1st)	Not Assigned	0	Contractor was not ready for Hydrant flow
<b>Total # Inspections for New Construction (Commercial):</b>						<b>01</b>
<b>Inspection Type: New Construction (Residential)</b>						
Nong Kim Lee Home Remodel	9361 W Dakota Ave Fresno, CA 93723	Mavrikis, George	Final (CNST INSP)	Reserve	0	
<b>Total # Inspections for New Construction (Residential):</b>						<b>01</b>



# NORTH CENTRAL FIRE PROTECTION DISTRICT

Fire Chief: Timothy V. Henry, CFO, EFO

Inspections (New Construction)						
NAME OF BUSINESS	ADDRESS	INSPECTOR	RESULT	OCCUPANCY TYPE	SQUARE FOOTAGE	NOTES
<b>Inspection Type: FS (13D)- Residential</b>						
Torres Residence	5757 W Ashlan AVE Fresno, CA 93722	Mavrikis, George	Final (CNST INSP)	R - Single Family Residence (Fire Sprinklered NFPA13D)	7843	
Ward Residence	6071 W Olive AVE Fresno, CA 93710	Mavrikis, George	Pending (CNST INSP)	R - Single Family Residence (Fire Sprinklered NFPA13D)	0	
Bishop Capital LLC	6883 W Yale AVE Fresno, CA 93723	Mavrikis, George	Correction Notice Issued (1st)	R - Single Family Residence (Fire Sprinklered NFPA13D)	0	No NFPA 13D plans were submitted for review
15674 W SAN JOAQUIN RD	15674 w SAN JOAQUIN RD Kerman, CA 93630	Mavrikis, George	Pending (CNST INSP)	R - Single Family Residence (Fire Sprinklered NFPA13D)	2000	
Single Family Residence	14348 W El Mar AVE Kerman, CA 93630	Mavrikis, George	Pending (CNST INSP)	Not Assigned	0	
Single Family Residence	14358 W El Mar AVE Kerman, CA 93630	Mavrikis, George	Pending (CNST INSP)	Not Assigned	0	
Single Family Residence	14368 W El Mar AVE Kerman, CA 93630	Mavrikis, George	Pending (CNST INSP)	Not Assigned	0	
Single Family Residence	184 S Karen AVE Kerman, CA 93630	Mavrikis, George	Pending (CNST INSP)	Not Assigned	0	
Century Communities - Crossings II (Lot 37)	194 S Karen AVE Kerman, CA 93630	Mavrikis, George	Pending (CNST INSP)	Not Assigned	2031	
Bolton Residence	5578 N Van Ness BLVD Fresno, CA 93711	Mavrikis, George	Final (CNST INSP)	R - Single Family Residence (Fire Sprinklered NFPA13D)	4826	Pending Final
Stephens Residence	15265 W El Mar LN Kerman, CA 93630	Mavrikis, George	Final (CNST INSP)	R - Single Family Residence (Fire Sprinklered NFPA13D)	0	
Richardson Residence	5614 W McKinley AVE Fresno, CA 93722	Mavrikis, George	Final (CNST INSP)	R - Single Family Residence (Fire Sprinklered NFPA13D)	3700	
Century Communities - Crossings II (Lot 11)	14345 W San Joaquin AVE Kerman, CA 93630	Mavrikis, George	Final (CNST INSP)	Not Assigned	3040	
Century Communities - Crossings II (Lot 10)	14343 W San Joaquin AVE Kerman, CA 93630	Mavrikis, George	Final (CNST INSP)	Not Assigned	2790	
<b>Total # Inspections for FS (13D)- Residential:</b>					<b>14</b>	



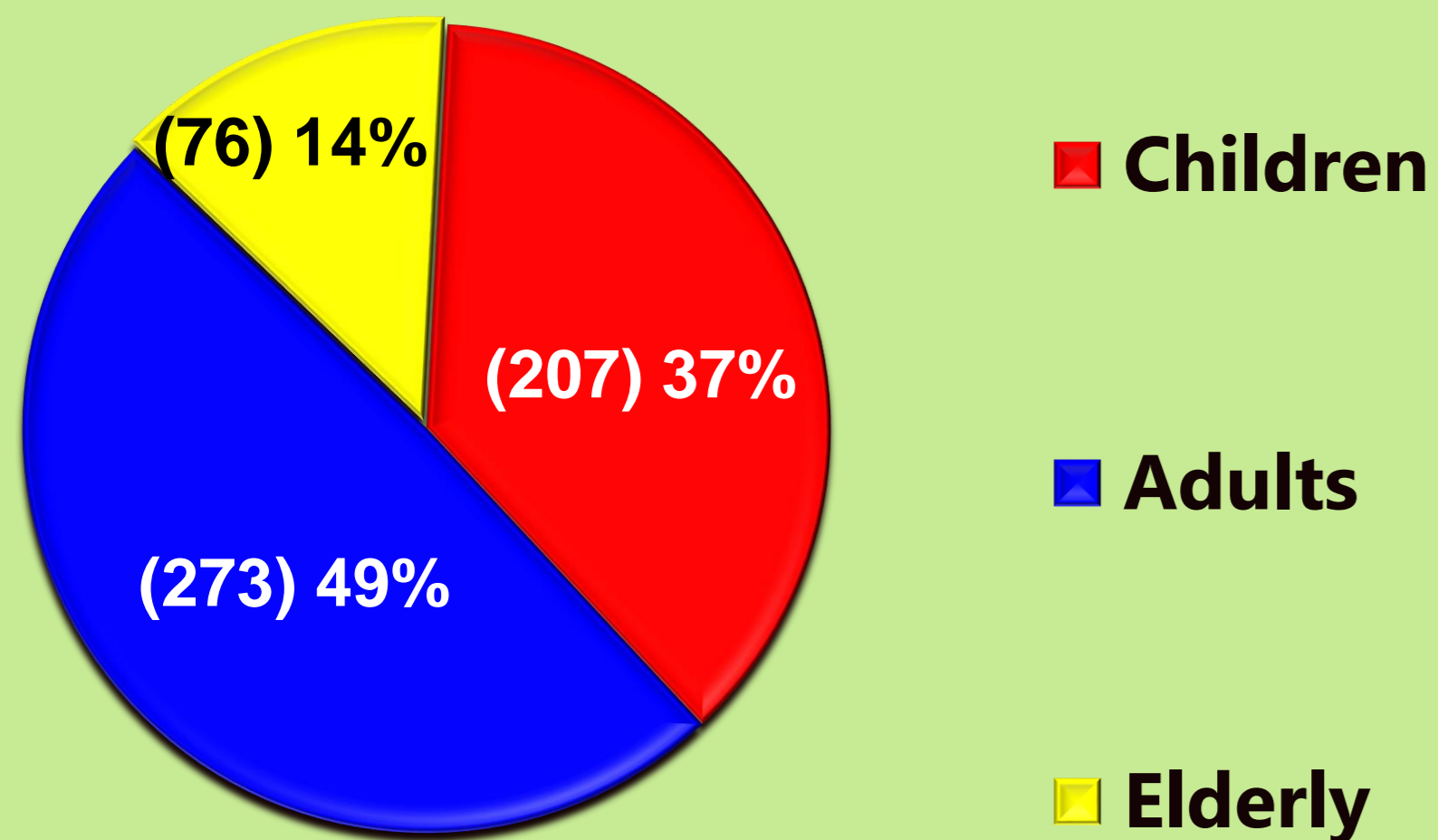
# Public Educations Statistics for May 2021



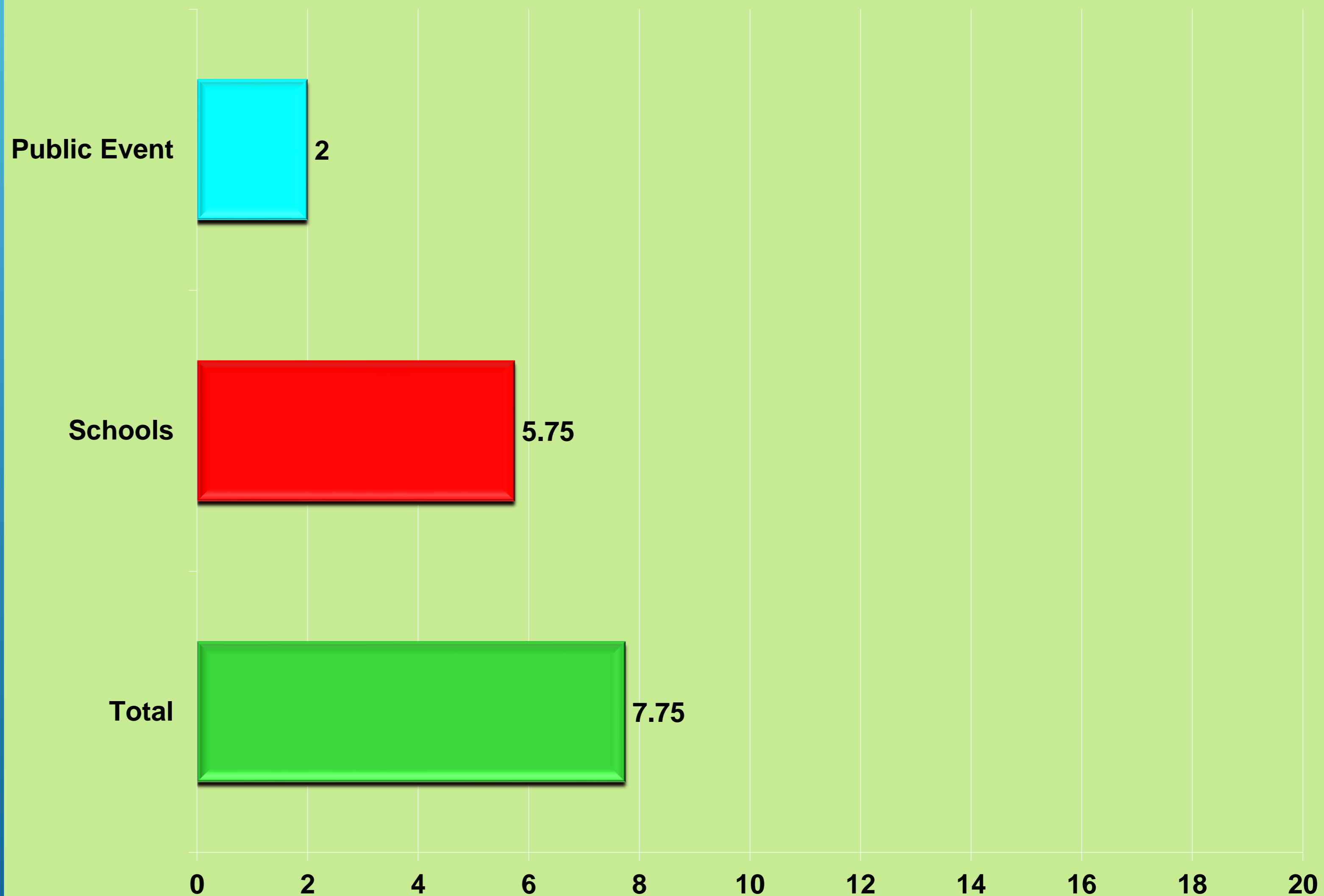


# Public Education Statistics for May 2022

## Attendance by Age Group



## Total Number of Hours Spent in the Community



## Public Events

- Kerman Almond Festival (ENG 55)

## School / Education Events

- Resource Fair-Biola-Pershing School (ENG 57)
- Family Fun Night-Goldenrod Elm. (ENG 55)